

**Red Bull Ring**  
**Italian F4 Championship powered**  
**Race - 2**  
**Final Results**



Clas	Nº	Driver	Nat	Cat	Clas	Team	Nat	Vehicle	Laps	Total Time	Gap	Interval	Km/h	Best	Time	Km/h
1	70	Tim Tramnitz	DEU			US Racing	DEU	Tatuus F.4 T014	18	33:00.040			141.3	8	1:31.015	170.7
2	72	Leonardo Fornaroli	ITA			Iron Lynx	ITA	Tatuus F.4 T014	18	33:00.211	0.171	0.171	141.3	8	1:30.970	170.8
3	87	Oliver Bearman	GBR			Van Amersfoort Racing	NLD	Tatuus F.4 T014	18	33:00.315	0.275	0.104	141.2	5	1:31.534	169.8
4	7	Kirill Smal	RUS			Prema Powerteam	ITA	Tatuus F.4 T014	18	33:00.532	0.492	0.217	141.2	4	1:31.276	170.3
5	10	Joshua Dürksen	DEU			Muecke Motorsport	DEU	Tatuus F.4 T014	18	33:00.717	0.677	0.185	141.2	9	1:31.333	170.1
6	28	Francesco Braschi	ITA	R	1	Jenzer Motorsport	CHE	Tatuus F.4 T014	18	33:01.010	0.970	0.293	141.2	5	1:31.501	169.8
7	84	Francesco Simonazzi	ITA			BVM Racing	ITA	Tatuus F.4 T014	18	33:01.822	1.782	0.812	141.1	3	1:31.648	169.6
8	2	Charlie Wurz	AUT	R	2	Prema Powerteam	ITA	Tatuus F.4 T014	18	33:02.160	2.120	0.338	141.1	6	1:31.717	169.4
9	86	Bence Valint	HUN			Van Amersfoort Racing	NLD	Tatuus F.4 T014	18	33:02.823	2.783	0.663	141.1	9	1:31.784	169.3
10	12	Lorenzo Patrese	ITA	R	3	AKM Motorsport	SMR	Tatuus F.4 T014	18	33:03.439	3.399	0.616	141.0	5	1:32.312	168.3
11	23	Erick Zuniga	MEX			Muecke Motorsport	DEU	Tatuus F.4 T014	18	33:03.659	3.619	0.220	141.0	5	1:32.117	168.7
12	99	Kimi Andrea Antonelli	ITA	R	4	Prema Powerteam	ITA	Tatuus F.4 T014	18	33:03.882	3.842	0.223	141.0	6	1:31.942	169.0
13	20	Conrad Laursen	DNK	R	5	Prema Powerteam	ITA	Tatuus F.4 T014	18	33:04.038	3.998	0.156	141.0	6	1:32.054	168.8
14	83	Maya Weug	NLD	R	6	Iron Lynx	ITA	Tatuus F.4 T014	18	33:04.916	4.876	0.878	140.9	7	1:32.321	168.3
15	68	Santiago Ramos	MEX			Jenzer Motorsport	CHE	Tatuus F.4 T014	18	33:05.074	5.034	0.158	140.9	6	1:32.240	168.5
16	24	Piotr Wisnicki	POL			Jenzer Motorsport	CHE	Tatuus F.4 T014	18	33:05.811	5.771	0.737	140.9	7	1:32.295	168.4
17	35	Nicolas Baptiste	COL	R	7	Cram Motorsport	ITA	Tatuus F.4 T014	18	33:06.276	6.236	0.465	140.8	5	1:32.409	168.2
18	37	Kacper Sztuka	POL	R	8	AS Motorsport	SVN	Tatuus F.4 T014	18	33:06.915	6.875	0.639	140.8	5	1:32.828	167.4
19	77	Pedro Perino	PRT	R	9	US Racing	DEU	Tatuus F.4 T014	18	33:07.251	7.211	0.336	140.8	7	1:32.483	168.0
20	11	Levente Revesz	HUN	R	10	AKM Motorsport	SMR	Tatuus F.4 T014	18	33:07.466	7.426	0.215	140.7	8	1:33.412	166.4
21	17	Leonardo Bizzotto	ITA	R	11	BVM Racing	ITA	Tatuus F.4 T014	18	33:08.469	8.429	1.003	140.7	7	1:32.821	167.4
22	18	Cenyu Han	CHN			Van Amersfoort Racing	NLD	Tatuus F.4 T014	18	33:09.574	9.534	1.105	140.6	8	1:32.523	168.0
23	73	Pietro Armanni	ITA	R	12	Iron Lynx	ITA	Tatuus F.4 T014	14	24:01.027	4 Laps	4 Laps	151.0	5	1:32.876	167.3
24	25	Samir Ben	CHE	R	13	Jenzer Motorsport	CHE	Tatuus F.4 T014	14	24:01.647	4 Laps	0.620	150.9	7	1:32.172	168.6

**Not classified: (Requirements: 75% of number laps of leader = 14 Laps)**

79	Georgios	GRC	R	14	Cram Motorsport	ITA	Tatuus F.4 T014	12	20:09.418	6 Laps	2 Laps	154.2	8	1:32.411	168.2
27	Jorge Garciarce	MEX			Jenzer Motorsport	CHE	Tatuus F.4 T014	12	20:10.682	6 Laps	1.264	154.0	5	1:32.821	167.4
52	Eron Rexhepi	CHE	R	15	BVM Racing	ITA	Tatuus F.4 T014	12	20:48.010	6 Laps	37.328	149.4	8	1:33.284	166.6
88	Hamda Al Qubaisi	ARE			Prema Powerteam	ITA	Tatuus F.4 T014	8	12:34.338	10 Laps	4 Laps	164.8	7	1:32.375	168.2
13	Joshua Dufek	AUT			Van Amersfoort Racing	NLD	Tatuus F.4 T014	8	13:20.161	10 Laps	45.823	155.4	7	1:31.409	170.0
15	Nikita Bedrin	RUS	R	16	Van Amersfoort Racing	NLD	Tatuus F.4 T014	6	9:15.553	12 Laps	2 Laps	167.8	4	1:31.278	170.3
41	Jonas Ried	DEU	R	17	Muecke Motorsport	DEU	Tatuus F.4 T014	6	9:43.954	12 Laps	28.401	159.7	4	1:32.856	167.4
6	Sebastian Montoya	COL			Prema Powerteam	ITA	Tatuus F.4 T014	2	30:11.201	16 Laps	4 Laps	17.1	1	2:20.874	110.3

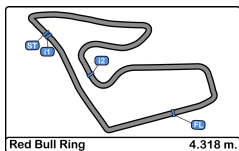
Fastest lap Leonardo Fornaroli in 1:30.970 at 170.8 Km/h in lap 8

Published at:.....

Track Temp: 37.4 °C Air Temp: 19.0 °C Humidity: 70 % Track Status: DRY

<b>Stewards:</b>	<b>Race Director:</b>	<b>Timekeeper:</b>  Luis Angel Garcia Nufez JOB/I-0020-ESP
------------------	-----------------------	---





**Red Bull Ring**  
**Italian F4 Championship powered**  
**Race - 2**



**Provisional Results**

Clas	Nº	Driver	Nat	Cat	Clas	Team	Nat	Vehicle	Laps	Total Time	Gap	Interval	Km/h	Best	Time	Km/h
1	70	Tim Tramnitz	DEU			US Racing	DEU	Tatuus F.4 T014	18	33:00.040			141.3	8	1:31.015	170.7
2	72	Leonardo Fornaroli	ITA			Iron Lynx	ITA	Tatuus F.4 T014	18	33:00.211	0.171	0.171	141.3	8	1:30.970	170.8
3	87	Oliver Bearman	GBR			Van Amersfoort Racing	NLD	Tatuus F.4 T014	18	33:00.315	0.275	0.104	141.2	5	1:31.534	169.8
4	7	Kirill Smal	RUS			Prema Powerteam	ITA	Tatuus F.4 T014	18	33:00.532	0.492	0.217	141.2	4	1:31.276	170.3
5	10	Joshua Dürksen	DEU			Muecke Motorsport	DEU	Tatuus F.4 T014	18	33:00.717	0.677	0.185	141.2	9	1:31.333	170.1
6	28	Francesco Braschi	ITA	R	1	Jenzer Motorsport	CHE	Tatuus F.4 T014	18	33:01.010	0.970	0.293	141.2	5	1:31.501	169.8
7	84	Francesco Simonazzi	ITA			BVM Racing	ITA	Tatuus F.4 T014	18	33:01.822	1.782	0.812	141.1	3	1:31.648	169.6
8	2	Charlie Wurz	AUT	R	2	Prema Powerteam	ITA	Tatuus F.4 T014	18	33:02.160	2.120	0.338	141.1	6	1:31.717	169.4
9	86	Bence Valint	HUN			Van Amersfoort Racing	NLD	Tatuus F.4 T014	18	33:02.823	2.783	0.663	141.1	9	1:31.784	169.3
10	12	Lorenzo Patrese	ITA	R	3	AKM Motorsport	SMR	Tatuus F.4 T014	18	33:03.439	3.399	0.616	141.0	5	1:32.312	168.3
11	23	Erick Zuniga	MEX			Muecke Motorsport	DEU	Tatuus F.4 T014	18	33:03.659	3.619	0.220	141.0	5	1:32.117	168.7
12	99	Kimi Andrea Antonelli	ITA	R	4	Prema Powerteam	ITA	Tatuus F.4 T014	18	33:03.882	3.842	0.223	141.0	6	1:31.942	169.0
13	20	Conrad Laursen	DNK	R	5	Prema Powerteam	ITA	Tatuus F.4 T014	18	33:04.038	3.998	0.156	141.0	6	1:32.054	168.8
14	83	Maya Weug	NLD	R	6	Iron Lynx	ITA	Tatuus F.4 T014	18	33:04.916	4.876	0.878	140.9	7	1:32.321	168.3
15	68	Santiago Ramos	MEX			Jenzer Motorsport	CHE	Tatuus F.4 T014	18	33:05.074	5.034	0.158	140.9	6	1:32.240	168.5
16	24	Piotr Wisnicki	POL			Jenzer Motorsport	CHE	Tatuus F.4 T014	18	33:05.811	5.771	0.737	140.9	7	1:32.295	168.4
17	35	Nicolas Baptiste	COL	R	7	Cram Motorsport	ITA	Tatuus F.4 T014	18	33:06.276	6.236	0.465	140.8	5	1:32.409	168.2
18	37	Kacper Sztuka	POL	R	8	AS Motorsport	SVN	Tatuus F.4 T014	18	33:06.915	6.875	0.639	140.8	5	1:32.828	167.4
19	77	Pedro Perino	PRT	R	9	US Racing	DEU	Tatuus F.4 T014	18	33:07.251	7.211	0.336	140.8	7	1:32.483	168.0
20	11	Levente Revesz	HUN	R	10	AKM Motorsport	SMR	Tatuus F.4 T014	18	33:07.466	7.426	0.215	140.7	8	1:33.412	166.4
21	17	Leonardo Bizzotto	ITA	R	11	BVM Racing	ITA	Tatuus F.4 T014	18	33:08.469	8.429	1.003	140.7	7	1:32.821	167.4
22	18	Cenyu Han	CHN			Van Amersfoort Racing	NLD	Tatuus F.4 T014	18	33:09.574	9.534	1.105	140.6	8	1:32.523	168.0
23	73	Pietro Armanni	ITA	R	12	Iron Lynx	ITA	Tatuus F.4 T014	14	24:01.027	4 Laps	4 Laps	151.0	5	1:32.876	167.3
24	25	Samir Ben	CHE	R	13	Jenzer Motorsport	CHE	Tatuus F.4 T014	14	24:01.647	4 Laps	0.620	150.9	7	1:32.172	168.6

**Not classified: (Requirements: 75% of number laps of leader = 14 Laps)**

79	Georgios	GRC	R	14	Cram Motorsport	ITA	Tatuus F.4 T014	12	20:09.418	6 Laps	2 Laps	154.2	8	1:32.411	168.2
27	Jorge Garciarce	MEX			Jenzer Motorsport	CHE	Tatuus F.4 T014	12	20:10.682	6 Laps	1.264	154.0	5	1:32.821	167.4
52	Eron Rexhepi	CHE	R	15	BVM Racing	ITA	Tatuus F.4 T014	12	20:48.010	6 Laps	37.328	149.4	8	1:33.284	166.6
88	Hamda Al Qubaisi	ARE			Prema Powerteam	ITA	Tatuus F.4 T014	8	12:34.338	10 Laps	4 Laps	164.8	7	1:32.375	168.2
13	Joshua Dufek	AUT			Van Amersfoort Racing	NLD	Tatuus F.4 T014	8	13:20.161	10 Laps	45.823	155.4	7	1:31.409	170.0
15	Nikita Bedrin	RUS	R	16	Van Amersfoort Racing	NLD	Tatuus F.4 T014	6	9:15.553	12 Laps	2 Laps	167.8	4	1:31.278	170.3
41	Jonas Ried	DEU	R	17	Muecke Motorsport	DEU	Tatuus F.4 T014	6	9:43.954	12 Laps	28.401	159.7	4	1:32.856	167.4
6	Sebastian Montoya	COL			Prema Powerteam	ITA	Tatuus F.4 T014	2	30:11.201	16 Laps	4 Laps	17.1	1	2:20.874	110.3

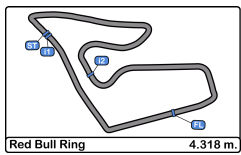
Fastest lap Leonardo Fornaroli in 1:30.970 at 170.8 Km/h in lap 8

Published at:.....

Track Temp: 37.4 °C Air Temp: 19.0 °C Humidity: 70 % Track Status: DRY

<b>Stewards:</b>	<b>Race Director:</b>	<b>Timekeeper:</b>  Luis Angel Garcia Nufez JOB/I-0020-ESP
------------------	-----------------------	---





**Red Bull Ring**  
**Italian F4 Championship powered**  
**Race - 2**  
**Provisional Results by Category**



Clas	Nº	Driver	Nat	Cat	Clas	Team	Nat	Vehicle	Laps	Total Time	Gap	Interval	Km/h	Best	Time	Km/h
1	70	Tim Tramnitz	DEU			US Racing	DEU	Tatuus F.4 T014 Abarth	18	33:00.040			141.3	8	1:31.015	170.7
2	72	Leonardo Fornaroli	ITA			Iron Lynx	ITA	Tatuus F.4 T014 Abarth	18	33:00.211	0.171	0.171	141.3	8	1:30.970	170.8
3	87	Oliver Bearman	GBR			Van Amersfoort Racing	NLD	Tatuus F.4 T014 Abarth	18	33:00.315	0.275	0.104	141.2	5	1:31.534	169.8
4	7	Kirill Smal	RUS			Prema Powerteam	ITA	Tatuus F.4 T014 Abarth	18	33:00.532	0.492	0.217	141.2	4	1:31.276	170.3
5	10	Joshua Dürksen	PRY			Muecke Motorsport	DEU	Tatuus F.4 T014 Abarth	18	33:00.717	0.677	0.185	141.2	9	1:31.333	170.1
6	84	Francesco Simonazzi	ITA			BVM Racing	ITA	Tatuus F.4 T014 Abarth	18	33:01.822	1.782	1.105	141.1	3	1:31.648	169.6
7	86	Bence Valint	HUN			Van Amersfoort Racing	NLD	Tatuus F.4 T014 Abarth	18	33:02.823	2.783	1.001	141.1	9	1:31.784	169.3
8	23	Erick Zuniga	MEX			Muecke Motorsport	DEU	Tatuus F.4 T014 Abarth	18	33:03.659	3.619	0.836	141.0	5	1:32.117	168.7
9	68	Santiago Ramos Reynoso	MEX			Jenzer Motorsport	CHE	Tatuus F.4 T014 Abarth	18	33:05.074	5.034	1.415	140.9	6	1:32.240	168.5
10	24	Piotr Wisnicki	POL			Jenzer Motorsport	CHE	Tatuus F.4 T014 Abarth	18	33:05.811	5.771	0.737	140.9	7	1:32.295	168.4
11	18	Cenyu Han	CHN			Van Amersfoort Racing	NLD	Tatuus F.4 T014 Abarth	18	33:09.574	9.534	3.763	140.6	8	1:32.523	168.0

**Not classified: (Requirements: 75% of number laps of leader = 14 Laps)**

27	Jorge Garciarce Davila	MEX			Jenzer Motorsport	CHE	Tatuus F.4 T014 Abarth	12	20:10.682	6 Laps	6 Laps	154.0	5	1:32.821	167.4
88	Hamda Al Qubaisi	ARE			Prema Powerteam	ITA	Tatuus F.4 T014 Abarth	8	12:34.338	10 Laps	4 Laps	164.8	7	1:32.375	168.2
13	Joshua Dufek	AUT			Van Amersfoort Racing	NLD	Tatuus F.4 T014 Abarth	8	13:20.161	10 Laps	45.823	155.4	7	1:31.409	170.0
6	Sebastian Montoya	COL			Prema Powerteam	ITA	Tatuus F.4 T014 Abarth	2	30:11.201	16 Laps	6 Laps	17.1	1	2:20.874	110.3

<b>Rookie</b>																
1	28	Francesco Braschi	ITA	R	1	Jenzer Motorsport	CHE	Tatuus F.4 T014 Abarth	18	33:01.010			141.2	5	1:31.501	169.8
2	2	Charlie Wurz	AUT	R	2	Prema Powerteam	ITA	Tatuus F.4 T014 Abarth	18	33:02.160	1.150	1.150	141.1	6	1:31.717	169.4
3	12	Lorenzo Patrese	ITA	R	3	AKM Motorsport	SMR	Tatuus F.4 T014 Abarth	18	33:03.439	2.429	1.279	141.0	5	1:32.312	168.3
4	99	Kimi Andrea Antonelli	ITA	R	4	Prema Powerteam	ITA	Tatuus F.4 T014 Abarth	18	33:03.882	2.872	0.443	141.0	6	1:31.942	169.0
5	20	Conrad Laursen	DNK	R	5	Prema Powerteam	ITA	Tatuus F.4 T014 Abarth	18	33:04.038	3.028	0.156	141.0	6	1:32.054	168.8
6	83	Maya Weug	NLD	R	6	Iron Lynx	ITA	Tatuus F.4 T014 Abarth	18	33:04.916	3.906	0.878	140.9	7	1:32.321	168.3
7	35	Nicolas Baptiste	COL	R	7	Cram Motorsport	ITA	Tatuus F.4 T014 Abarth	18	33:06.276	5.266	1.360	140.8	5	1:32.409	168.2
8	37	Kacper Sztuka	POL	R	8	AS Motorsport	SVN	Tatuus F.4 T014 Abarth	18	33:06.915	5.905	0.639	140.8	5	1:32.828	167.4
9	77	Pedro Perino	PRT	R	9	US Racing	DEU	Tatuus F.4 T014 Abarth	18	33:07.251	6.241	0.336	140.8	7	1:32.483	168.0
10	11	Levente Revesz	HUN	R	10	AKM Motorsport	SMR	Tatuus F.4 T014 Abarth	18	33:07.466	6.456	0.215	140.7	8	1:33.412	166.4
11	17	Leonardo Bizzotto	ITA	R	11	BVM Racing	ITA	Tatuus F.4 T014 Abarth	18	33:08.469	7.459	1.003	140.7	7	1:32.821	167.4
12	73	Pietro Armanni	ITA	R	12	Iron Lynx	ITA	Tatuus F.4 T014 Abarth	14	24:01.027	4 Laps	4 Laps	151.0	5	1:32.876	167.3
13	25	Samir Ben	CHE	R	13	Jenzer Motorsport	CHE	Tatuus F.4 T014 Abarth	14	24:01.647	4 Laps	0.620	150.9	7	1:32.172	168.6

**Not classified: (Requirements: 75% of number laps of leader = 14 Laps)**

79	Georgios Markogiannis	GRC	R	14	Cram Motorsport	ITA	Tatuus F.4 T014 Abarth	12	20:09.418	6 Laps	2 Laps	154.2	8	1:32.411	168.2
52	Eron Rexhepi	CHE	R	15	BVM Racing	ITA	Tatuus F.4 T014 Abarth	12	20:48.010	6 Laps	38.592	149.4	8	1:33.284	166.6
15	Nikita Bedrin	RUS	R	16	Van Amersfoort Racing	NLD	Tatuus F.4 T014 Abarth	6	9:15.553	12 Laps	6 Laps	167.8	4	1:31.278	170.3
41	Jonas Ried	DEU	R	17	Muecke Motorsport	DEU	Tatuus F.4 T014 Abarth	6	9:43.954	12 Laps	28.401	159.7	4	1:32.856	167.4

Fastest lap Leonardo Fornaroli in 1:30.970 at 170.8 Km/h in lap 8

Published at:.....

Track Temp: 37.4 °C Air Temp: 19.0 °C Humidity: 70 % Track Status: DRY

<b>Stewards:</b>	<b>Race Director:</b>	<b>Timekeeper:</b>  Luis Angel Garcia Nufez JOB/I-0020-ESP
------------------	-----------------------	---



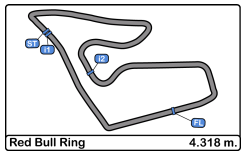


**Red Bull Ring**  
**Italian F4 Championship powered**  
**Race - 2**



**Provisional Classification by Driver Fastest Lap**

Clas	Nº	Driver	Nat	Cat	Clas	Team	Nat	Vehicle	Laps	Best	Time	Gap	Interval	Km/h	
1	72	Leonardo Fornaroli	ITA	ITA		Iron Lynx	ITA	Tatuus F.4 T014	18	8	1:30.970			170.8	
2	70	Tim Tramnitz	DEU	DEU		US Racing	DEU	Tatuus F.4 T014	18	8	1:31.015	0.045	0.045	170.7	
3	7	Kirill Smal	RUS	RUS		Prema Powerteam	ITA	Tatuus F.4 T014	18	4	1:31.276	0.306	0.261	170.3	
4	15	Nikita Bedrin	RUS	RUS	R	1	Van Amersfoort Racing	NLD	Tatuus F.4 T014	6	4	1:31.278	0.308	0.002	170.3
5	10	Joshua Dürksen	DEU	DEU		Muecke Motorsport	DEU	Tatuus F.4 T014	18	9	1:31.333	0.363	0.055	170.1	
6	13	Joshua Dufek	AUT	AUT		Van Amersfoort Racing	NLD	Tatuus F.4 T014	8	7	1:31.409	0.439	0.076	170.0	
7	28	Francesco Braschi	ITA	ITA	R	2	Jenzer Motorsport	CHE	Tatuus F.4 T014	18	5	1:31.501	0.531	0.092	169.8
8	87	Oliver Bearman	GBR	GBR		Van Amersfoort Racing	NLD	Tatuus F.4 T014	18	5	1:31.534	0.564	0.033	169.8	
9	84	Francesco Simonazzi	ITA	ITA		BVM Racing	ITA	Tatuus F.4 T014	18	3	1:31.648	0.678	0.114	169.6	
10	2	Charlie Wurz	AUT	AUT	R	3	Prema Powerteam	ITA	Tatuus F.4 T014	18	6	1:31.717	0.747	0.069	169.4
11	86	Bence Valint	HUN	HUN		Van Amersfoort Racing	NLD	Tatuus F.4 T014	18	9	1:31.784	0.814	0.067	169.3	
12	99	Kimi Andrea Antonelli	ITA	ITA	R	4	Prema Powerteam	ITA	Tatuus F.4 T014	18	6	1:31.942	0.972	0.158	169.0
13	20	Conrad Laursen	DNK	DNK	R	5	Prema Powerteam	ITA	Tatuus F.4 T014	18	6	1:32.054	1.084	0.112	168.8
14	23	Erick Zuniga	MEX	MEX		Muecke Motorsport	DEU	Tatuus F.4 T014	18	5	1:32.117	1.147	0.063	168.7	
15	25	Samir Ben	CHE	CHE	R	6	Jenzer Motorsport	CHE	Tatuus F.4 T014	14	7	1:32.172	1.202	0.055	168.6
16	68	Santiago Ramos	MEX	MEX		Jenzer Motorsport	CHE	Tatuus F.4 T014	18	6	1:32.240	1.270	0.068	168.5	
17	24	Piotr Wisnicki	POL	POL		Jenzer Motorsport	CHE	Tatuus F.4 T014	18	7	1:32.295	1.325	0.055	168.4	
18	12	Lorenzo Patrese	ITA	ITA	R	7	AKM Motorsport	SMR	Tatuus F.4 T014	18	5	1:32.312	1.342	0.017	168.3
19	83	Maya Weug	NLD	NLD	R	8	Iron Lynx	ITA	Tatuus F.4 T014	18	7	1:32.321	1.351	0.009	168.3
20	88	Hamda Al Qubaisi	ARE	ARE		Prema Powerteam	ITA	Tatuus F.4 T014	8	7	1:32.375	1.405	0.054	168.2	
21	35	Nicolas Baptiste	COL	COL	R	9	Cram Motorsport	ITA	Tatuus F.4 T014	18	5	1:32.409	1.439	0.034	168.2
22	79	Georgios	GRC	GRC	R	10	Cram Motorsport	ITA	Tatuus F.4 T014	12	8	1:32.411	1.441	0.002	168.2
23	77	Pedro Perino	PRT	PRT	R	11	US Racing	DEU	Tatuus F.4 T014	18	7	1:32.483	1.513	0.072	168.0
24	18	Cenyu Han	CHN	CHN		Van Amersfoort Racing	NLD	Tatuus F.4 T014	18	8	1:32.523	1.553	0.040	168.0	
25	17	Leonardo Bizzotto	ITA	ITA	R	12	BVM Racing	ITA	Tatuus F.4 T014	18	7	1:32.821	1.851	0.298	167.4
26	27	Jorge Garciarce	MEX	MEX		Jenzer Motorsport	CHE	Tatuus F.4 T014	12	5	1:32.821	1.851	0.000	167.4	
27	37	Kacper Sztuka	POL	POL	R	13	AS Motorsport	SVN	Tatuus F.4 T014	18	5	1:32.828	1.858	0.007	167.4
28	41	Jonas Ried	DEU	DEU	R	14	Muecke Motorsport	DEU	Tatuus F.4 T014	6	4	1:32.856	1.886	0.028	167.4
29	73	Pietro Armanni	ITA	ITA	R	15	Iron Lynx	ITA	Tatuus F.4 T014	14	5	1:32.876	1.906	0.020	167.3
30	52	Eron Rexhepi	CHE	CHE	R	16	BVM Racing	ITA	Tatuus F.4 T014	12	8	1:33.284	2.314	0.408	166.6
31	11	Levente Revesz	HUN	HUN	R	17	AKM Motorsport	SMR	Tatuus F.4 T014	18	8	1:33.412	2.442	0.128	166.4
32	6	Sebastian Montoya	COL	COL		Prema Powerteam	ITA	Tatuus F.4 T014	2	1	2:20.874	49.904	47.462	110.3	

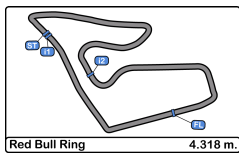


**Red Bull Ring**  
**Italian F4 Championship powered**  
**Race - 2**



**Distance and Speed Average**

Clas	Nº	Driver	Nat	Cat	Clas	Team	Nat	Vehicle	Laps	Distance	Total Time	Km/h
1	70	Tim Tramnitz	DEU			US Racing	DEU	Tatuus F.4 T014	18	77.72	33:00.040	141.3
2	72	Leonardo Fornaroli	ITA			Iron Lynx	ITA	Tatuus F.4 T014	18	77.72	33:00.211	141.3
3	87	Oliver Bearman	GBR			Van Amersfoort Racing	IND	Tatuus F.4 T014	18	77.72	33:00.315	141.2
4	7	Kirill Smal	RUS			Prema Powerteam	ITA	Tatuus F.4 T014	18	77.72	33:00.532	141.2
5	10	Joshua Dürksen	PRY			Muecke Motorsport	DEU	Tatuus F.4 T014	18	77.72	33:00.717	141.2
6	28	Francesco Braschi	ITA	R	1	Jenzer Motorsport	CHE	Tatuus F.4 T014	18	77.72	33:01.010	141.2
7	84	Francesco Simonazzi	ITA			BVM Racing	ITA	Tatuus F.4 T014	18	77.72	33:01.822	141.1
8	2	Charlie Wurz	AUT	R	2	Prema Powerteam	ITA	Tatuus F.4 T014	18	77.72	33:02.160	141.1
9	86	Bence Valint	HUN			Van Amersfoort Racing	IND	Tatuus F.4 T014	18	77.72	33:02.823	141.1
10	12	Lorenzo Patrese	ITA	R	3	AKM Motorsport	SMR	Tatuus F.4 T014	18	77.72	33:03.439	141.0
11	23	Erick Zuniga	MEX			Muecke Motorsport	DEU	Tatuus F.4 T014	18	77.72	33:03.659	141.0
12	99	Kimi Andrea Antonelli	ITA	R	4	Prema Powerteam	ITA	Tatuus F.4 T014	18	77.72	33:03.882	141.0
13	20	Conrad Laursen	DNK	R	5	Prema Powerteam	ITA	Tatuus F.4 T014	18	77.72	33:04.038	141.0
14	83	Maya Weug	IND	R	6	Iron Lynx	ITA	Tatuus F.4 T014	18	77.72	33:04.916	140.9
15	68	Santiago Ramos	MEX			Jenzer Motorsport	CHE	Tatuus F.4 T014	18	77.72	33:05.074	140.9
16	24	Piotr Wisnicki	POL			Jenzer Motorsport	CHE	Tatuus F.4 T014	18	77.72	33:05.811	140.9
17	35	Nicolas Baptiste	COL	R	7	Cram Motorsport	ITA	Tatuus F.4 T014	18	77.72	33:06.276	140.8
18	37	Kacper Sztuka	POL	R	8	AS Motorsport	SVN	Tatuus F.4 T014	18	77.72	33:06.915	140.8
19	77	Pedro Perino	PRT	R	9	US Racing	DEU	Tatuus F.4 T014	18	77.72	33:07.251	140.8
20	11	Levente Revesz	HUN	R	10	AKM Motorsport	SMR	Tatuus F.4 T014	18	77.72	33:07.466	140.7
21	17	Leonardo Bizzotto	ITA	R	11	BVM Racing	ITA	Tatuus F.4 T014	18	77.72	33:08.469	140.7
22	18	Cenyu Han	CHN			Van Amersfoort Racing	IND	Tatuus F.4 T014	18	77.72	33:09.574	140.6
23	73	Pietro Armani	ITA	R	12	Iron Lynx	ITA	Tatuus F.4 T014	14	60.45	24:01.027	151.0
24	25	Samir Ben	CHE	R	13	Jenzer Motorsport	CHE	Tatuus F.4 T014	14	60.45	24:01.647	150.9
25	79	Georgios	GRC	R	14	Cram Motorsport	ITA	Tatuus F.4 T014	12	51.81	20:09.418	154.2
26	27	Jorge Garciarce	MEX			Jenzer Motorsport	CHE	Tatuus F.4 T014	12	51.81	20:10.682	154.0
27	52	Eron Rexhepi	CHE	R	15	BVM Racing	ITA	Tatuus F.4 T014	12	51.81	20:48.010	149.4
28	88	Hamda Al Qubaisi	ARE			Prema Powerteam	ITA	Tatuus F.4 T014	8	34.54	12:34.338	164.8
29	13	Joshua Dufek	AUT			Van Amersfoort Racing	IND	Tatuus F.4 T014	8	34.54	13:20.161	155.4
30	15	Nikita Bedrin	RUS	R	16	Van Amersfoort Racing	IND	Tatuus F.4 T014	6	25.90	9:15.553	167.8
31	41	Jonas Ried	DEU	R	17	Muecke Motorsport	DEU	Tatuus F.4 T014	6	25.90	9:43.954	159.7
32	6	Sebastian Montoya	COL			Prema Powerteam	ITA	Tatuus F.4 T014	2	08.63	30:11.201	17.1



**Red Bull Ring**  
**Italian F4 Championship powered**  
**Race - 2**  
**Lap Analysis**



**2** Charlie Wurz Tatuus F.4 T014 Abarth **10** Joshua Dürksen Tatuus F.4 T014 Abarth

Rookie Prema Powerteam Muecke Motorsport

Lap	D	Time	Sector 1	Sector 2	Sector 3	T. Spd	Elapsed	Lap	D	Time	Sector 1	Sector 2	Sector 3	T. Spd	Elapsed
1		1:40.414	29.489	42.302	28.623	199.2	1:40.414	1		1:38.392	28.483	42.402	27.507	198.8	1:38.392
2		1:32.569	23.436	41.539	27.594	200.0	3:12.983	2		1:31.927	23.354	41.063	27.510	201.1	3:10.319
3		1:31.938	23.416	41.123	27.399	198.5	4:44.921	3		1:31.897	23.295	41.038	27.564	201.1	4:42.216
4		1:31.875	23.342	41.007	27.526	199.2	6:16.796	4		1:31.661	23.209	41.053	27.399	202.2	6:13.877
5		1:31.802	23.278	41.036	27.488	199.6	7:48.598	5		1:31.585	23.306	40.857	27.422	200.7	7:45.462
6		<b>1:31.717</b>	23.371	40.950	<b>27.396</b>	198.1	9:20.315	6		1:32.268	23.312	41.617	27.339	201.1	9:17.730
7		1:31.845	23.303	<b>40.933</b>	27.609	198.5	10:52.160	7		1:31.429	23.250	40.888	<b>27.291</b>	200.7	10:49.159
8		1:32.056	23.276	41.105	27.675	201.4	12:24.216	8		1:31.400	<b>23.187</b>	<b>40.814</b>	27.399	200.3	12:20.559
9		1:31.902	<b>23.182</b>	41.062	27.658	200.3	13:56.118	9		<b>1:31.333</b>	23.210	40.831	27.292	200.3	13:51.892
10		2:14.984	25.018	1:04.959	45.007	166.1	16:11.102	10		2:17.111	26.303	1:06.391	44.417	154.7	16:09.003
11		2:20.923	32.171	58.927	49.825	133.6	18:32.025	11		2:21.916	32.326	59.381	50.209	142.2	18:30.919
12		1:32.773	23.833	41.317	27.623	199.2	20:04.798	12		1:32.591	23.358	41.472	27.761	203.3	20:03.510
13		1:34.376	23.352	41.559	29.465	199.6	21:39.174	13		1:33.804	23.447	42.003	28.354	202.2	21:37.314
14		2:16.121	29.279	1:04.829	42.013	157.4	23:55.295	14		2:16.026	29.587	1:04.986	41.453	151.8	23:53.340
15		2:19.987	31.300	1:02.098	46.589	125.7	26:15.282	15		2:21.094	31.383	1:02.289	47.422	116.7	26:14.434
16		2:02.141	23.390	48.595	50.156	202.2	28:17.423	16		2:01.422	23.295	48.398	49.729	203.7	28:15.856
17		2:24.551	33.964	1:00.828	49.759	121.8	30:41.974	17		2:24.094	33.710	1:01.188	49.196	115.2	30:39.950
18		2:20.186	33.596	56.445	50.145	120.1	33:02.160	18		2:20.767	34.038	56.616	50.113	135.1	33:00.717

**6** Sebastian Montoya Tatuus F.4 T014 Abarth **11** Levente Revesz Tatuus F.4 T014 Abarth

Prema Powerteam Rookie AKM Motorsport

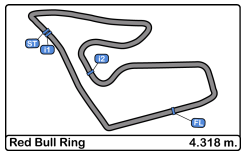
Lap	D	Time	Sector 1	Sector 2	Sector 3	T. Spd	Elapsed	Lap	D	Time	Sector 1	Sector 2	Sector 3	T. Spd	Elapsed
1		<b>2:20.874</b> P	<b>30.219</b>	<b>1:00.101</b>	<b>50.554</b>	139.7	2:20.874	1		1:44.584	32.019	43.533	29.032	202.2	1:44.584
2		27:50.327 P			28:40.881		30:11.201	2		1:44.539 P	23.872	44.145	36.522	202.2	3:29.123

**7** Kirill Smal Tatuus F.4 T014 Abarth

Prema Powerteam

Lap	D	Time	Sector 1	Sector 2	Sector 3	T. Spd	Elapsed	Lap	D	Time	Sector 1	Sector 2	Sector 3	T. Spd	Elapsed
1		1:37.807	27.978	42.246	27.583	189.1	1:37.807	3		2:25.990	1:15.725	42.243	28.022	193.5	5:55.113
2		1:31.746	23.268	41.010	27.468	203.3	3:09.553	4		1:33.691	23.778	41.842	28.071	196.3	7:28.804
3		1:32.189	23.242	41.551	27.396	197.0	4:41.742	5		1:33.995	23.855	41.892	28.248	195.2	9:02.799
4		<b>1:31.276</b>	23.164	40.880	<b>27.232</b>	202.6	6:13.018	6		1:33.556	23.952	<b>41.568</b>	28.036	194.9	10:36.355
5		1:31.464	<b>23.041</b>	41.075	27.348	204.9	7:44.482	7		1:33.447	23.769	41.732	27.946	194.5	12:09.802
6		1:31.550	23.224	<b>40.779</b>	27.547	202.6	9:16.032	8		<b>1:33.412</b>	23.838	41.681	<b>27.893</b>	194.2	13:43.214
7		1:31.870	23.283	41.174	27.413	201.8	10:47.902	9		1:36.432	25.796	42.443	28.193	173.9	15:19.646
8		1:31.533	23.116	40.974	27.443	201.8	12:19.435	10		1:33.747	23.936	41.635	28.176	194.9	16:53.393
9		1:31.880	23.273	40.980	27.627	201.4	13:51.315	11		1:44.860	23.929	41.650	39.281	194.5	18:38.253
10		2:17.227	25.818	1:06.606	44.803	137.4	16:08.542	12		1:34.729	<b>23.580</b>	42.658	28.491	199.2	20:12.982
11		2:22.023	32.146	59.213	50.664	144.1	18:30.565	13		1:37.218	23.686	42.570	30.962	198.5	21:50.200
12		1:32.604	23.368	41.337	27.899	203.3	20:03.169	14		2:13.241	25.849	1:03.922	43.470	152.1	24:03.441
13		1:33.224	23.328	41.469	28.427	202.6	21:36.393	15		2:16.335	32.094	1:00.476	43.765	109.7	26:19.776
14		2:16.267	29.687	1:04.522	42.058	153.1	23:52.660	16		2:07.380	24.566	50.659	52.155	200.0	28:27.156
15		2:21.466	31.686	1:02.009	47.771	114.1	26:14.126	17		2:23.913	32.390	1:01.325	50.198	131.8	30:51.069
16		2:00.672	23.228	48.190	49.254	203.0	28:14.798	18		2:16.397	34.420	54.177	47.800	123.9	33:07.466
17		2:24.228	34.345	1:01.129	48.754	113.8	30:39.026								
18		2:21.506	33.781	57.047	50.678	138.4	33:00.532								





**Red Bull Ring**  
**Italian F4 Championship powered**  
**Race - 2**  
**Lap Analysis**



**12** Lorenzo Patrese Tatuus F.4 T014 Abarth **17** Leonardo Bizzotto Tatuus F.4 T014 Abarth  
 Rookie AKM Motorsport Rookie BVM Racing

Lap	D	Time	Sector 1	Sector 2	Sector 3	T. Spd	Elapsed	Lap	D	Time	Sector 1	Sector 2	Sector 3	T. Spd	Elapsed
1		1:39.694	28.829	42.528	28.337	202.6	1:39.694	1		1:42.018	30.351	43.275	28.392	198.8	1:42.018
2		1:35.628	23.591	44.289	27.748	198.8	3:15.322	2		1:36.087	24.565	42.738	28.784	197.8	3:18.105
3		1:33.803	23.436	42.434	27.933	198.8	4:49.125	3		1:33.040	23.490	41.891	27.659	201.1	4:51.145
4		1:32.705	23.487	41.614	27.604	201.1	6:21.830	4		1:32.889	23.453	41.666	27.770	201.1	6:24.034
5		1:32.312	23.415	41.276	27.621	200.7	7:54.142	5		1:33.189	23.576	41.861	27.752	200.0	7:57.223
6		1:32.347	23.439	41.362	27.546	201.1	9:26.489	6		1:32.933	23.512	41.664	27.757	200.0	9:30.156
7		1:32.740	23.561	41.602	27.577	199.2	10:59.229	7		1:32.821	23.526	41.591	27.704	198.5	11:02.977
8		1:32.586	23.529	41.445	27.612	198.8	12:31.815	8		1:33.686	23.589	41.258	28.839	197.8	12:36.663
9		1:32.718	23.552	41.140	28.026	198.5	14:04.533	9		1:36.016	24.307	42.052	29.657	197.0	14:12.679
10		2:09.276	25.392	58.349	45.535	183.9	16:13.809	10		2:05.583	24.090	55.947	45.546	199.2	16:18.262
11		2:19.059	31.291	59.639	48.129	110.3	18:32.868	11		2:16.809	31.103	59.206	46.500	133.8	18:35.071
12		1:33.681	23.838	42.018	27.825	201.8	20:06.549	12		1:34.158	23.679	42.264	28.215	202.2	20:09.229
13		1:35.185	23.428	41.582	30.175	200.7	21:41.734	13		1:42.328 P	23.833	43.417	35.078	199.2	21:51.557
14		2:15.055	28.372	1:04.270	42.413	146.1	23:56.789	14		2:31.061	1:20.046	42.481	28.534	192.5	24:22.618
15		2:19.323	31.033	1:02.282	46.008	134.1	26:16.112	15		1:57.551	23.984	50.753	42.814	196.0	26:20.169
16		2:03.891	23.542	49.377	50.972	200.7	28:20.003	16		2:07.477	24.171	51.488	51.818	201.8	28:27.646
17		2:23.833	32.771	1:01.594	49.468	127.5	30:43.836	17		2:24.099	32.322	1:01.271	50.506	131.2	30:51.745
18		2:19.603	33.118	56.663	49.822	117.3	33:03.439	18		2:16.724	34.761	53.574	48.389	109.6	33:08.469

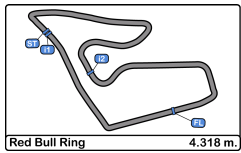
**13** Joshua Dufek Tatuus F.4 T014 Abarth **18** Cenyu Han Tatuus F.4 T014 Abarth  
 Van Amersfoort Racing Van Amersfoort Racing

Lap	D	Time	Sector 1	Sector 2	Sector 3	T. Spd	Elapsed	Lap	D	Time	Sector 1	Sector 2	Sector 3	T. Spd	Elapsed
1		1:46.423 P	27.727	43.366	35.330	198.1	1:46.423	1		1:44.762	32.766	43.588	28.408	198.8	1:44.762
2		2:13.694	1:04.237	41.563	27.894	196.0	4:00.117	2		1:34.683	23.751	43.029	27.903	202.2	3:19.445
3		1:32.264	23.553	41.221	27.490	197.4	5:32.381	3		1:34.220	23.976	42.455	27.789	196.7	4:53.665
4		1:31.981	23.472	41.036	27.473	197.4	7:04.362	4		1:32.988	23.477	41.700	27.811	201.4	6:26.653
5		1:32.093	23.466	41.153	27.474	197.8	8:36.455	5		1:32.604	23.481	41.399	27.724	200.0	7:59.257
6		1:31.873	23.455	41.075	27.343	197.8	10:08.328	6		1:33.322	23.512	41.820	27.990	201.1	9:32.579
7		1:31.409	23.362	40.761	27.286	198.1	11:39.737	7		1:33.421	23.380	42.219	27.822	202.2	11:06.000
8		1:40.424 P	23.539	41.320	35.565	195.6	13:20.161	8		1:32.523	23.550	41.387	27.586	201.1	12:38.523

**15** Nikita Bedrin Tatuus F.4 T014 Abarth  
 Rookie Van Amersfoort Racing

Lap	D	Time	Sector 1	Sector 2	Sector 3	T. Spd	Elapsed	Lap	D	Time	Sector 1	Sector 2	Sector 3	T. Spd	Elapsed
1		1:37.461	27.841	42.050	27.570	196.7	1:37.461	9		1:36.669	23.531	41.854	31.284	199.6	14:15.192
2		1:31.911	23.287	41.140	27.484	201.1	3:09.372	10		2:04.801	24.606	54.841	45.354	191.1	16:19.993
3		1:32.030	23.346	41.378	27.306	198.5	4:41.402	11		2:16.169	32.167	58.628	45.374	143.2	18:36.162
4		1:31.278	23.176	40.807	27.295	200.0	6:12.680	12		1:33.901	23.451	42.254	28.196	203.3	20:10.063
5		1:31.471	23.241	40.943	27.287	200.7	7:44.151	13		3:02.582	23.511	2:09.192	29.879	202.2	23:12.645
6		1:31.402	23.151	40.889	27.362	201.8	9:15.553	14		1:37.220	24.818	43.847	28.555	194.2	24:49.865
7			23.162			202.2		15		1:34.348	24.027	41.883	28.438	195.2	26:24.213
								16		2:04.111	23.835	48.350	51.926	195.6	28:28.324
								17		2:23.837	32.273	1:01.555	50.009	129.1	30:52.161
								18		2:17.413	34.928	53.550	48.935	108.6	33:09.574





**Red Bull Ring**  
**Italian F4 Championship powered**  
**Race - 2**  
**Lap Analysis**



**20**

Conrad Laursen

Tatuus F.4 T014 Abarth

**24**

Piotr Wisnicki

Tatuus F.4 T014 Abarth

Rookie

Prema Powerteam

Jenzer Motorsport

Lap	D	Time	Sector 1	Sector 2	Sector 3	T. Spd	Elapsed	Lap	D	Time	Sector 1	Sector 2	Sector 3	T. Spd	Elapsed
1		1:41.753	30.469	42.574	28.710	197.8	1:41.753	1		1:44.849	32.886	43.819	28.144	200.0	1:44.849
2		1:35.626	24.865	42.534	28.227	195.6	3:17.379	2		1:34.272	23.710	42.499	28.063	205.7	3:19.121
3		1:32.996	23.490	41.403	28.103	200.0	4:50.375	3		1:33.455	24.166	41.773	27.516	198.1	4:52.576
4		1:32.659	23.323	41.407	27.929	204.9	6:23.034	4		1:32.556	23.321	41.723	27.512	201.4	6:25.132
5		1:32.492	23.329	41.414	27.749	203.0	7:55.526	5		1:32.923	23.287	41.571	28.065	201.1	7:58.055
6		1:32.054	23.391	40.967	27.696	200.3	9:27.580	6		1:33.866	23.346	42.644	27.876	203.3	9:31.921
7		1:32.748	23.355	41.285	28.108	201.1	11:00.328	7		1:32.295	23.380	41.353	27.562	200.7	11:04.216
8		1:32.820	23.408	41.757	27.655	202.6	12:33.148	8		1:32.561	23.459	41.051	28.051	200.7	12:36.777
9		1:33.114	23.423	41.420	28.271	199.2	14:06.262	9		1:34.809	24.179	41.737	28.893	194.5	14:11.586
10		2:08.916	24.540	58.777	45.599	188.8	16:15.178	10		2:05.971	24.428	55.976	45.567	199.6	16:17.557
11		2:18.267	30.754	59.758	47.755	123.1	18:33.445	11		2:17.107	31.009	59.285	46.813	150.0	18:34.664
12		1:34.329	24.025	42.693	27.611	196.3	20:07.774	12		1:34.137	23.617	42.399	28.121	203.3	20:08.801
13		1:35.916	23.323	41.283	31.310	201.1	21:43.690	13		1:36.135	23.459	41.596	31.080	195.6	21:44.936
14		2:14.268	27.800	1:04.211	42.257	149.1	23:57.958	14		2:14.730	27.362	1:04.411	42.957	141.9	23:59.666
15		2:18.702	31.059	1:03.105	44.538	136.1	26:16.660	15		2:17.415	30.702	1:02.663	44.050	150.4	26:17.081
16		2:05.699	24.110	50.528	51.061	198.5	28:22.359	16		2:07.440	23.760	51.789	51.891	202.2	28:24.521
17		2:23.866	32.281	1:01.984	49.601	137.2	30:46.225	17		2:23.994	32.190	1:01.676	50.128	140.8	30:48.515
18		2:17.813	33.123	55.555	49.135	129.1	33:04.038	18		2:17.296	33.753	54.859	48.684	127.3	33:05.811

**23**

Erick Zuniga

Tatuus F.4 T014 Abarth

**25**

Samir Ben

Tatuus F.4 T014 Abarth

Muecke Motorsport

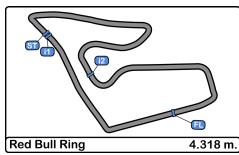
Rookie

Jenzer Motorsport

Lap	D	Time	Sector 1	Sector 2	Sector 3	T. Spd	Elapsed	Lap	D	Time	Sector 1	Sector 2	Sector 3	T. Spd	Elapsed
1		1:42.752	31.519	42.895	28.338	200.0	1:42.752	1		1:43.624	31.269	43.784	28.571	197.4	1:43.624
2		1:33.742	23.793	42.211	27.738	200.7	3:16.494	2		1:34.122	23.522	42.379	28.221	200.3	3:17.746
3		1:33.317	23.282	41.903	28.132	203.0	4:49.811	3		1:32.683	23.316	41.491	27.876	203.0	4:50.429
4		1:32.978	23.376	41.657	27.945	203.0	6:22.789	4		1:33.037	23.574	41.590	27.873	203.0	6:23.466
5		1:32.117	23.421	41.358	27.338	200.3	7:54.906	5		1:32.699	23.303	41.688	27.708	204.1	7:56.165
6		1:32.165	23.192	41.618	27.355	203.3	9:27.071	6		1:32.672	23.236	41.976	27.460	201.1	9:28.837
7		1:32.995	23.221	41.760	28.014	204.5	11:00.066	7		1:32.172	23.374	41.303	27.495	200.0	11:01.009
8		1:32.642	23.386	41.776	27.480	198.8	12:32.708	8		1:33.207	23.392	41.541	28.274	202.2	12:34.216
9		1:33.086	23.277	41.692	28.117	200.3	14:05.794	9		1:34.967	24.477	41.825	28.665	197.8	14:09.183
10		2:08.825	24.562	58.692	45.571	186.5	16:14.619	10		2:06.446	24.461	56.501	45.484	189.8	16:15.629
11		2:18.734	30.921	59.723	48.090	115.2	18:33.353	11		2:18.081	30.721	59.731	47.629	135.0	18:33.710
12		1:33.497	23.711	41.928	27.858	202.6	20:06.850	12		1:38.336	23.696	46.632	28.008	202.2	20:12.046
13		1:35.463	23.419	41.548	30.496	202.6	21:42.313	13		1:35.912	23.474	41.671	30.767	199.6	21:47.958
14		2:14.838	28.455	1:04.114	42.269	157.2	23:57.151	14		2:13.689	26.052	1:04.260	43.377	153.4	24:01.647
15		2:19.254	31.136	1:02.267	45.851	122.0	26:16.405	15			30.160	1:02.550		151.8	
16		2:04.345	23.955	49.807	50.583	197.8	28:20.750								
17		2:23.742	32.378	1:01.882	49.482	130.9	30:44.492								
18		2:19.167	33.179	56.310	49.678	124.4	33:03.659								







# Red Bull Ring Italian F4 Championship powered Race - 2 Lap Analysis



27

Jorge Garciaer Davila

Tatuus F.4 T014 Abarth

35

Nicolas Baptiste

Tatuus F.4 T014 Abarth

Jenzer Motorsport Rookie Cram Motorsport

Lap	D	Time	Sector 1	Sector 2	Sector 3	T. Spd	Elapsed	Lap	D	Time	Sector 1	Sector 2	Sector 3	T. Spd	Elapsed
1		1:46.783	34.994	43.201	28.588	199.2	1:46.783	1		1:52.717 P	31.639	45.276	35.802	198.5	1:52.717
2		1:35.250	23.533	42.670	29.047	203.3	3:22.033	2		2:26.896	1:17.059	42.063	27.774	192.1	4:19.613
3		1:33.730	23.406	42.292	28.032	202.6	4:55.763	3		1:32.860	23.738	41.507	27.615	194.5	5:52.473
4		1:32.823	23.541	41.426	27.856	199.6	6:28.586	4		1:32.830	23.799	41.416	27.615	194.5	7:25.303
5		1:32.821	23.304	41.790	27.727	201.4	8:01.407	5		1:32.409	23.636	41.298	27.475	195.2	8:57.712
6		1:34.816	23.730	42.551	28.535	200.3	9:36.223	6		1:32.409	23.610	41.276	27.523	194.5	10:30.121
7		1:33.287	23.602	41.628	28.057	200.3	11:09.510	7		1:32.413	23.718	41.173	27.522	194.5	12:02.534
8		1:33.472	23.549	42.037	27.886	200.7	12:42.982	8		1:32.504	23.642	41.290	27.572	194.5	13:35.038
9		1:34.722	23.436	41.477	29.809	200.3	14:17.704	9		1:34.251	23.577	42.735	27.939	194.9	15:09.289
10		2:03.085	24.888	53.204	44.993	195.6	16:20.789	10		1:33.771	23.714	41.926	28.131	195.2	16:43.060
11		2:16.053	32.708	58.230	45.115	139.7	18:36.842	11		1:54.780	23.727	46.554	44.499	196.0	18:37.840
12		1:33.840	23.683	41.962	28.195	201.4	20:10.682	12		1:34.684	23.956	42.430	28.298	194.9	20:12.524
13			23.425			203.7		13		1:36.904	23.352	41.859	31.693	200.7	21:49.428

28

Francesco Braschi

Tatuus F.4 T014 Abarth

Rookie

Jenzer Motorsport

Lap	D	Time	Sector 1	Sector 2	Sector 3	T. Spd	Elapsed
1		1:39.999	29.103	42.427	28.469	197.8	1:39.999
2		1:32.327	23.316	41.617	27.394	200.0	3:12.326
3		1:31.647	23.249	40.925	27.473	199.6	4:43.973
4		1:31.541	23.244	40.989	27.308	199.6	6:15.514
5		1:31.501	23.120	40.776	27.605	201.8	7:47.015
6		1:31.711	23.287	41.045	27.379	203.0	9:18.726
7		1:32.291	23.102	41.515	27.674	204.9	10:51.017
8		1:31.844	23.295	41.195	27.354	199.2	12:22.861
9		1:31.943	23.406	41.129	27.408	198.1	13:54.804
10		2:14.872	24.667	1:05.645	44.560	159.0	16:09.676
11		2:21.457	32.128	59.255	50.074	150.0	18:31.133
12		1:32.471	23.370	41.531	27.570	203.0	20:03.604
13		1:33.995	23.378	42.198	28.419	203.0	21:37.599
14		2:16.548	29.727	1:05.049	41.772	160.2	23:54.147
15		2:20.510	31.083	1:02.163	47.264	125.2	26:14.657
16		2:01.559	23.310	48.588	49.661	202.2	28:16.216
17		2:24.310	33.665	1:01.343	49.302	118.6	30:40.526
18		2:20.484	33.903	56.546	50.035	134.6	33:01.010

37

Kacper Sztuka

Tatuus F.4 T014 Abarth

Rookie

AS Motorsport

Lap	D	Time	Sector 1	Sector 2	Sector 3	T. Spd	Elapsed
1		1:44.032	31.090	43.707	29.235	197.4	1:44.032
2		1:34.732	23.994	42.073	28.665	199.6	3:18.764
3		1:36.159	24.720	43.368	28.071	193.8	4:54.923
4		1:33.423	23.396	41.874	28.153	203.3	6:28.346
5		1:32.828	23.516	41.440	27.872	197.4	8:01.174
6		1:35.463	23.749	42.922	28.792	190.8	9:36.637
7		1:33.119	23.589	41.617	27.913	198.5	11:09.756
8		1:33.628	23.723	41.880	28.025	199.2	12:43.384
9		1:35.023	23.437	41.472	30.114	199.6	14:18.407
10		2:03.086	25.249	52.696	45.141	195.2	16:21.493
11		2:15.745	32.467	58.304	44.974	135.1	18:37.238
12		1:33.986	24.425	41.727	27.834	194.9	20:11.224
13		1:37.495	23.327	42.936	31.232	200.7	21:48.719
14		2:13.683	25.781	1:04.463	43.439	144.3	24:02.402
15		2:17.054	30.140	1:02.569	44.345	147.9	26:19.456
16		2:06.268	24.585	49.781	51.902	196.0	28:25.724
17		2:24.035	32.187	1:01.422	50.426	137.5	30:49.759
18		2:17.156	34.589	54.413	48.154	125.4	33:06.915

41

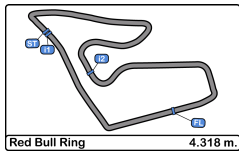
Jonas Ried

Tatuus F.4 T014 Abarth

Rookie

Muecke Motorsport

Lap	D	Time	Sector 1	Sector 2	Sector 3	T. Spd	Elapsed
1		1:43.299	30.855	43.762	28.682	197.8	1:43.299
2		1:35.133	23.862	42.761	28.510	200.3	3:18.432
3		1:33.190	23.583	41.826	27.781	200.7	4:51.622
4		1:32.856	23.408	41.577	27.871	201.4	6:24.478
5		1:33.352	23.468	41.857	28.027	202.2	7:57.830
6		1:46.124 P	23.477	45.045	37.602	200.0	9:43.954



**Red Bull Ring**  
**Italian F4 Championship powered**  
**Race - 2**  
**Lap Analysis**



**52**

Eron Rexhepi

Tatuus F.4 T014 Abarth

**70**

Tim Tramnitz

Tatuus F.4 T014 Abarth

Rookie

BVM Racing

US Racing

Lap	D	Time	Sector 1	Sector 2	Sector 3	T. Spd	Elapsed	Lap	D	Time	Sector 1	Sector 2	Sector 3	T. Spd	Elapsed
1		1:46.553	32.974	44.659	28.920	200.0	1:46.553	1		1:35.726	26.770	41.550	27.406	194.9	1:35.726
2		1:35.201	23.503	42.708	28.990	201.4	3:21.754	2		1:31.658	23.553	40.839	27.266	197.8	3:07.384
3		1:34.422	23.652	42.703	28.067	198.8	4:56.176	3		1:31.381	23.383	40.845	27.153	197.8	4:38.765
4		1:33.521	23.545	41.851	28.125	200.0	6:29.697	4		1:31.197	23.299	40.687	27.211	198.5	6:09.962
5		1:33.595	23.742	42.080	27.773	198.5	8:03.292	5		1:31.393	23.326	40.865	27.202	198.1	7:41.355
6		1:33.639	23.545	41.796	28.298	197.8	9:36.931	6		1:31.158	23.327	40.699	27.132	198.8	9:12.513
7		1:33.368	23.440	41.934	27.994	202.6	11:10.299	7		1:31.029	23.288	40.603	27.138	198.5	10:43.542
8		1:33.284	23.608	41.829	27.847	199.6	12:43.583	8		1:31.015	23.321	40.560	27.134	198.8	12:14.557
9		1:37.128	24.010	41.735	31.383	197.8	14:20.711	9		1:31.052	23.262	40.660	27.130	198.8	13:45.609
10		2:02.680	24.852	51.549	46.279	186.8	16:23.391	10		2:19.946	27.240	1:09.041	43.665	123.0	16:05.555
11		2:13.964	31.980	57.275	44.709	142.2	18:37.355	11		2:23.887	32.106	1:00.561	51.220	141.9	18:29.442
12		2:10.655 P	24.154	58.949	47.552	194.9	20:48.010	12		1:31.623	23.475	40.810	27.338	198.1	20:01.065

**68**

Santiago Ramos Reynoso

Tatuus F.4 T014 Abarth

Jenzer Motorsport

Lap	D	Time	Sector 1	Sector 2	Sector 3	T. Spd	Elapsed
1		1:42.248	30.347	43.476	28.425	192.5	1:42.248
2		1:33.858	24.114	41.927	27.817	196.3	3:16.106
3		1:33.386	23.441	41.775	28.170	200.3	4:49.492
4		1:32.777	23.382	41.680	27.715	201.4	6:22.269
5		1:32.242	23.356	41.214	27.672	200.3	7:54.511
6		1:32.240	23.454	41.316	27.470	198.1	9:26.751
7		1:33.089	23.341	41.855	27.893	201.4	10:59.840
8		1:32.572	23.622	41.478	27.472	198.1	12:32.412
9		1:38.333	23.636	45.208	29.489	197.4	14:10.745
10		2:06.289	24.601	56.173	45.515	196.7	16:17.034
11		2:17.396	30.648	59.667	47.081	160.0	18:34.430
12		1:34.144	23.447	42.624	28.073	202.2	20:08.574
13		1:37.128	23.595	42.080	31.453	199.6	21:45.702
14		2:14.658	27.050	1:04.531	43.077	141.5	24:00.360
15		2:17.151	30.678	1:02.386	44.087	144.7	26:17.511
16		2:06.332	23.589	51.189	51.554	203.7	28:23.843
17		2:23.984	32.428	1:01.651	49.905	137.4	30:47.827
18		2:17.247	33.165	54.937	49.145	125.4	33:05.074

**72**

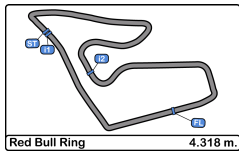
Leonardo Fomaroli

Tatuus F.4 T014 Abarth

Iron Lynx

Lap	D	Time	Sector 1	Sector 2	Sector 3	T. Spd	Elapsed
1		1:36.517	26.840	42.044	27.633	186.5	1:36.517
2		1:31.823	23.410	41.120	27.293	200.3	3:08.340
3		1:31.329	23.188	40.825	27.316	200.3	4:39.669
4		1:31.391	23.246	40.909	27.236	200.3	6:11.060
5		1:31.116	23.227	40.763	27.126	200.7	7:42.176
6		1:31.194	23.108	40.757	27.329	201.4	9:13.370
7		1:31.298	23.207	40.730	27.361	200.7	10:44.668
8		1:30.970	23.215	40.582	27.173	200.7	12:15.638
9		1:31.345	23.303	40.761	27.281	200.0	13:46.983
10		2:19.656	27.382	1:08.210	44.064	126.7	16:06.639
11		2:23.340	32.317	59.731	51.292	151.8	18:29.979
12		1:31.796	23.396	40.959	27.441	200.0	20:01.775
13		1:32.669	23.251	40.929	28.489	200.3	21:34.444
14		2:16.881	29.919	1:04.877	42.085	126.0	23:51.325
15		2:22.137	32.030	1:02.048	48.059	113.9	26:13.462
16		1:59.392	23.360	47.005	49.027	200.7	28:12.854
17		2:24.991	34.456	1:01.617	48.918	108.6	30:37.845
18		2:22.366	33.243	57.553	51.570	148.1	33:00.211





**Red Bull Ring**  
**Italian F4 Championship powered**  
**Race - 2**  
**Lap Analysis**



**73**

Pietro Armanni

Tatuus F.4 T014 Abarth

**79**

Georgios Markogiannis

Tatuus F.4 T014 Abarth

Rookie

Iron Lynx

Rookie

Cram Motorsport

Lap	D	Time	Sector 1	Sector 2	Sector 3	T. Spd	Elapsed	Lap	D	Time	Sector 1	Sector 2	Sector 3	T. Spd	Elapsed
1		1:45.742	34.220	42.915	28.607	197.4	1:45.742	1		1:46.248	31.835	45.936	28.477	201.1	1:46.248
2		1:34.894	23.476	43.022	28.396	202.6	3:20.636	2		1:33.513	23.537	41.978	27.998	201.1	3:19.761
3		1:34.016	23.875	42.088	28.053	199.2	4:54.652	3		1:34.219	23.684	42.773	27.762	199.2	4:53.980
4		1:33.467	23.521	41.875	28.071	201.1	6:28.119	4		1:33.139	23.881	41.399	27.859	199.6	6:27.119
5		<b>1:32.876</b>	<b>23.407</b>	<b>41.313</b>	28.156	199.6	8:00.995	5		1:32.554	23.453	<b>41.319</b>	27.782	201.4	7:59.673
6		1:35.003	23.854	42.583	28.566	197.0	9:35.998	6		1:33.159	23.311	41.865	27.983	202.6	9:32.832
7		1:33.363	23.722	41.326	28.315	196.7	11:09.361	7		1:32.816	23.349	41.750	27.717	202.6	11:05.648
8		1:33.212	23.667	41.603	<b>27.942</b>	196.7	12:42.573	8		<b>1:32.411</b>	23.505	41.386	<b>27.520</b>	199.2	12:38.059
9		1:34.660	23.536	41.325	29.799	197.0	14:17.233	9		1:34.989	<b>23.309</b>	42.203	29.477	204.9	14:13.048
10		2:03.061	24.608	53.356	45.097	193.5	16:20.294	10		2:05.544	24.021	56.100	45.423	195.2	16:18.592
11		2:16.385	32.466	58.430	45.489	140.0	18:36.679	11		2:16.806	31.080	59.296	46.430	121.3	18:35.398
12		1:33.797	23.562	41.878	28.357	199.6	20:10.476	12		1:34.020	23.595	42.227	28.198	203.0	20:09.418
13		1:36.414	23.456	42.037	30.921	202.6	21:46.890	13			23.749			199.6	
14		2:14.137	26.724	1:04.215	43.198	155.8	24:01.027								
15		30.435	1:02.514		147.9										

**83**

Maya Weug

Tatuus F.4 T014 Abarth

Rookie

Iron Lynx

**77**

Pedro Perino

Tatuus F.4 T014 Abarth

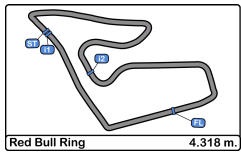
**83**

Rookie

US Racing

Lap	D	Time	Sector 1	Sector 2	Sector 3	T. Spd	Elapsed	Lap	D	Time	Sector 1	Sector 2	Sector 3	T. Spd	Elapsed
								1		1:44.081	31.438	43.789	28.854	201.8	1:44.081
								2		1:34.779	24.155	42.106	28.518	199.2	3:18.860
1		1:44.290	31.742	44.062	28.486	193.2	1:44.290	3		1:33.497	23.841	41.723	27.933	198.5	4:52.357
2		1:34.791	24.038	42.516	28.237	203.3	3:19.081	4		1:33.405	23.516	42.095	27.794	196.3	6:25.762
3		1:34.120	24.286	42.148	27.686	198.8	4:53.201	5		1:32.704	23.387	41.412	27.905	200.0	7:58.466
4		1:32.987	23.621	41.647	27.719	200.0	6:26.188	6		1:33.003	23.531	41.714	27.758	201.1	9:31.469
5		1:32.791	<b>23.288</b>	41.704	27.799	203.3	7:58.979	7		<b>1:32.321</b>	23.438	41.281	<b>27.602</b>	199.2	11:03.790
6		1:33.334	23.335	42.048	27.951	204.1	9:32.313	8		1:32.344	<b>23.308</b>	<b>41.092</b>	27.944	200.0	12:36.134
7		<b>1:32.483</b>	23.357	41.474	<b>27.652</b>	203.0	11:04.796	9		1:33.930	23.515	41.289	29.126	198.1	14:10.064
8		1:32.682	23.479	<b>41.266</b>	27.937	200.7	12:37.478	10		2:06.144	24.646	55.949	45.549	194.5	16:16.208
9		1:36.886	23.762	42.460	30.664	201.8	14:14.364	11		2:17.951	30.784	59.768	47.399	146.1	18:34.159
10		2:05.066	24.689	55.237	45.140	192.8	16:19.430	12		1:34.092	23.409	42.755	27.928	197.0	20:08.251
11		2:16.491	31.910	58.936	45.645	131.3	18:35.921	13		1:36.078	23.474	41.258	31.346	199.6	21:44.329
12		1:33.757	23.459	42.100	28.198	203.3	20:09.678	14		2:14.755	27.447	1:04.318	42.990	144.9	23:59.084
13		1:41.999	23.582	47.431	30.986	202.6	21:51.677	15		2:17.922	30.551	1:02.911	44.460	146.3	26:17.006
14		2:13.400	26.214	1:03.343	43.843	147.5	24:05.077	16		2:05.966	23.731	51.046	51.189	199.2	28:22.972
15		2:14.816	31.640	1:00.196	42.980	85.8	26:19.893	17		2:23.744	32.287	1:01.660	49.797	135.0	30:46.716
16		2:06.624	24.120	50.495	52.009	199.6	28:26.517	18		2:18.200	33.000	55.723	49.477	121.8	33:04.916
17		2:24.090	32.593	1:01.436	50.061	135.5	30:50.607								
18		2:16.644	34.564	54.108	47.972	125.7	33:07.251								





**Red Bull Ring**  
**Italian F4 Championship powered**  
**Race - 2**  
**Lap Analysis**



**84**

Francesco Simonazzi

Tatuus F.4 T014 Abarth

**87**

Oliver Bearman

Tatuus F.4 T014 Abarth

BVM Racing

Van Amersfoort Racing

Lap	D	Time	Sector 1	Sector 2	Sector 3	T. Spd	Elapsed	Lap	D	Time	Sector 1	Sector 2	Sector 3	T. Spd	Elapsed
1		1:38.827	28.769	42.293	27.765	198.1	1:38.827	1		1:37.058	27.852	41.626	27.580	195.2	1:37.058
2		1:31.940	23.383	41.056	27.501	200.7	3:10.767	2		1:31.772	23.276	41.112	27.384	201.8	3:08.830
3		<b>1:31.648</b>	23.262	40.956	<b>27.430</b>	201.4	4:42.415	3		1:31.680	23.255	40.968	27.457	200.3	4:40.510
4		1:32.376	23.236	41.421	27.719	203.3	6:14.791	4		1:31.664	<b>23.238</b>	41.152	<b>27.274</b>	199.6	6:12.174
5		1:31.838	23.294	<b>40.883</b>	27.661	200.0	7:46.629	5		<b>1:31.534</b>	23.249	<b>40.899</b>	27.386	199.6	7:43.708
6		1:31.841	23.291	41.086	27.464	200.0	9:18.470	6		1:31.539	23.276	40.920	27.343	198.8	9:15.247
7		1:33.103	<b>23.215</b>	41.697	28.191	201.1	10:51.573	7		1:32.103	23.333	41.449	27.321	198.8	10:47.350
8		1:32.123	23.651	41.005	27.467	198.1	12:23.696	8		1:31.664	23.388	40.944	27.332	197.8	12:19.014
9		1:31.809	23.368	40.963	27.478	199.6	13:55.505	9		1:31.787	23.377	41.107	27.303	197.4	13:50.801
10		2:14.788	24.968	1:05.032	44.788	150.4	16:10.293	10		2:16.486	25.629	1:06.723	44.134	133.9	16:07.287
11		2:21.275	32.108	59.190	49.977	149.5	18:31.568	11		2:22.978	32.449	59.566	50.963	152.9	18:30.265
12		1:32.549	23.567	41.279	27.703	200.3	20:04.117	12		1:32.680	23.430	41.311	27.939	201.4	20:02.945
13		1:34.200	23.319	42.042	28.839	201.8	21:38.317	13		1:32.521	23.415	41.381	27.725	198.1	21:35.466
14		2:16.345	29.598	1:04.869	41.878	163.8	23:54.662	14		2:16.460	29.458	1:05.142	41.860	132.8	23:51.926
15		2:20.270	30.903	1:02.494	46.873	125.1	26:14.932	15		2:21.873	31.978	1:02.103	47.792	113.4	26:13.799
16		2:01.819	23.517	48.315	49.987	201.1	28:16.751	16		1:59.711	23.312	47.181	49.218	201.8	28:13.510
17		2:24.582	33.468	1:01.422	49.692	121.0	30:41.333	17		2:24.688	34.438	1:01.493	48.757	100.6	30:38.198
18		2:20.489	33.770	56.261	50.458	129.8	33:01.822	18		2:22.117	33.842	57.080	51.195	136.1	33:00.315

**86**

Bence Valint

Tatuus F.4 T014 Abarth

**88**

Hamda Al Qubaisi

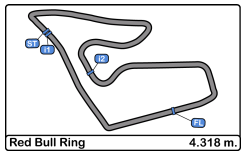
Tatuus F.4 T014 Abarth

Van Amersfoort Racing

Prema Powerteam

Lap	D	Time	Sector 1	Sector 2	Sector 3	T. Spd	Elapsed	Lap	D	Time	Sector 1	Sector 2	Sector 3	T. Spd	Elapsed
1		1:40.660	29.653	42.680	28.327	197.0	1:40.660	1		1:42.477	30.682	43.409	28.386	194.9	1:42.477
2		1:32.734	23.423	41.523	27.788	203.0	3:13.394	2		1:34.357	23.958	42.561	27.838	200.3	3:16.834
3		1:32.063	23.308	41.290	<b>27.465</b>	201.8	4:45.457	3		1:33.211	23.414	41.698	28.099	200.7	4:50.045
4		1:31.991	<b>23.238</b>	41.146	27.607	201.4	6:17.448	4		1:33.175	23.505	41.859	27.811	201.4	6:23.220
5		1:31.793	23.246	40.974	27.573	201.1	7:49.241	5		1:32.727	23.382	41.700	27.645	203.3	7:55.947
6		1:32.108	23.291	41.203	27.614	201.1	9:21.349	6		1:32.455	23.421	41.501	<b>27.533</b>	201.1	9:28.402
7		1:31.856	23.347	40.989	27.520	200.3	10:53.205	7		<b>1:32.375</b>	23.200	<b>40.961</b>	28.214	201.1	11:00.777
8		1:31.831	23.301	41.000	27.530	200.0	12:25.036	8		1:33.561	<b>23.155</b>	41.875	28.531	204.5	12:34.338
9		<b>1:31.784</b>	23.345	<b>40.957</b>	27.482	199.6	13:56.820	9			24.353				197.0
10		2:15.488	25.243	1:04.474	45.771	171.4	16:12.308								
11		2:19.856	31.408	58.964	49.484	132.1	18:32.164								
12		1:33.696	24.222	41.778	27.696	197.0	20:05.860								
13		1:34.117	23.373	41.223	29.521	198.8	21:39.977								
14		2:16.203	29.515	1:04.253	42.435	154.0	23:56.180								
15		2:19.397	31.026	1:02.154	46.217	126.1	26:15.577								
16		2:03.288	23.493	49.175	50.620	201.8	28:18.865								
17		2:23.891	33.240	1:01.117	49.534	109.9	30:42.756								
18		2:20.067	33.272	56.582	50.213	119.8	33:02.823								





**Red Bull Ring**  
**Italian F4 Championship powered**  
**Race - 2**  
**Lap Analysis**



99

Kimi Andrea Antonelli

Tatuus F.4 T014 Abarth

Rookie

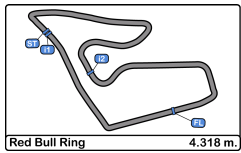
Prema Powerteam

Lap	D	Time	Sector 1	Sector 2	Sector 3	T. Spd	Elapsed
1		1:41.553	29.493	42.703	29.357	197.4	1:41.553
2		1:34.090	24.429	41.791	27.870	195.6	3:15.643
3		1:32.900	23.529	41.867	27.504	198.5	4:48.543
4		1:32.541	23.626	41.498	27.417	196.3	6:21.084
5		1:32.316	23.571	41.301	27.444	196.3	7:53.400
6		<b>1:31.942</b>	23.582	41.082	<b>27.278</b>	196.7	9:25.342
7		1:31.987	23.579	<b>41.081</b>	27.327	196.3	10:57.329
8		1:32.208	23.696	41.129	27.383	196.0	12:29.537
9		1:32.296	23.613	41.174	27.509	195.2	14:01.833
10		2:11.355	24.502	1:00.826	46.027	194.5	16:13.188
11		2:19.412	31.189	59.697	48.526	117.1	18:32.600
12		1:34.610	23.809	42.818	27.983	196.0	20:07.210
13		1:36.024	<b>23.344</b>	41.674	31.006	201.8	21:43.234
14		2:14.302	27.902	1:04.215	42.185	150.6	23:57.536
15		2:18.943	31.198	1:03.016	44.729	133.9	26:16.479
16		2:05.390	23.929	50.396	51.065	196.7	28:21.869
17		2:23.893	32.343	1:01.956	49.594	132.5	30:45.762
18		2:18.120	33.212	55.571	49.337	138.6	33:03.882









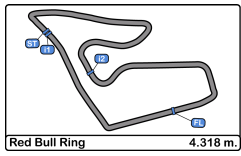
**Red Bull Ring**  
**Italian F4 Championship powered**  
**Race - 2**



**Best Sectors Results**

Sector - 1			Sector - 2			Sector - 3			Ideal Lap vs Best Lap						
Clas	Nº	Driver	Time	Nº	Driver	Time	Nº	Driver	Time	Clas	Nº	Driver	Ideal Lap	Best Lap	Clas
1	7	Kirill Smal	23.041	70	Tim Tramnitz	40.560	72	Leonardo Fornaroli	27.126	1	72	Leonardo Fornaroli	1:30.816	1:30.970	1
2	28	Francesco Braschi	23.102	72	Leonardo Fornaroli	40.582	70	Tim Tramnitz	27.130	2	70	Tim Tramnitz	1:30.952	1:31.015	2
3	72	Leonardo Fornaroli	23.108	13	Joshua Dufek	40.761	7	Kirill Smal	27.232	3	7	Kirill Smal	1:31.052	1:31.276	3
4	15	Nikita Bedrin	23.151	28	Francesco Braschi	40.776	87	Oliver Bearman	27.274	4	28	Francesco Braschi	1:31.186	1:31.501	7
5	88	Hamda Al Qubaisi	23.155	7	Kirill Smal	40.779	99	Kimi Andrea Antonelli	27.278	5	15	Nikita Bedrin	1:31.245	1:31.278	4
6	2	Charlie Wurz	23.182	15	Nikita Bedrin	40.807	13	Joshua Dufek	27.286	6	10	Joshua Dürksen	1:31.292	1:31.333	5
7	10	Joshua Dürksen	23.187	10	Joshua Dürksen	40.814	15	Nikita Bedrin	27.287	7	13	Joshua Dufek	1:31.409	1:31.409	6
8	23	Erick Zuniga	23.192	84	Francesco Simonazzi	40.883	10	Joshua Dürksen	27.291	8	87	Oliver Bearman	1:31.411	1:31.534	8
9	84	Francesco Simonazzi	23.215	87	Oliver Bearman	40.899	28	Francesco Braschi	27.308	9	2	Charlie Wurz	1:31.511	1:31.717	10
10	25	Samir Ben	23.236	2	Charlie Wurz	40.933	23	Erick Zuniga	27.338	10	84	Francesco Simonazzi	1:31.528	1:31.648	9
11	87	Oliver Bearman	23.238	86	Bence Valint	40.957	2	Charlie Wurz	27.396	11	88	Hamda Al Qubaisi	1:31.649	1:32.375	20
12	86	Bence Valint	23.238	88	Hamda Al Qubaisi	40.961	84	Francesco Simonazzi	27.430	12	86	Bence Valint	1:31.660	1:31.784	11
13	70	Tim Tramnitz	23.262	20	Conrad Laursen	40.967	25	Samir Ben	27.460	13	99	Kimi Andrea Antonelli	1:31.703	1:31.942	12
14	24	Piotr Wisnicki	23.287	24	Piotr Wisnicki	41.051	86	Bence Valint	27.465	14	24	Piotr Wisnicki	1:31.850	1:32.295	17
15	77	Pedro Perino	23.288	99	Kimi Andrea Antonelli	41.081	68	Santiago Ramos	27.470	15	23	Erick Zuniga	1:31.888	1:32.117	14
16	27	Jorge Garciaerce Davila	23.304	83	Maya Weug	41.092	35	Nicolas Baptiste	27.475	16	20	Conrad Laursen	1:31.901	1:32.054	13
17	83	Maya Weug	23.308	12	Lorenzo Patrese	41.140	24	Piotr Wisnicki	27.512	17	25	Samir Ben	1:31.999	1:32.172	15
18	79	Georgios Markogiannis	23.309	35	Nicolas Baptiste	41.173	79	Georgios Markogiannis	27.520	18	35	Nicolas Baptiste	1:32.000	1:32.409	21
19	20	Conrad Laursen	23.323	68	Santiago Ramos	41.214	88	Hamda Al Qubaisi	27.533	19	83	Maya Weug	1:32.002	1:32.321	19
20	37	Kacper Sztuka	23.327	17	Leonardo Bizzotto	41.258	12	Lorenzo Patrese	27.546	20	68	Santiago Ramos	1:32.025	1:32.240	16
21	68	Santiago Ramos	23.341	77	Pedro Perino	41.266	18	Cenyu Han	27.586	21	12	Lorenzo Patrese	1:32.101	1:32.312	18
22	99	Kimi Andrea Antonelli	23.344	25	Samir Ben	41.303	83	Maya Weug	27.602	22	79	Georgios Markogiannis	1:32.148	1:32.411	22
23	35	Nicolas Baptiste	23.352	73	Pietro Armanni	41.313	20	Conrad Laursen	27.611	23	77	Pedro Perino	1:32.206	1:32.483	23
24	13	Joshua Dufek	23.362	79	Georgios Markogiannis	41.319	77	Pedro Perino	27.652	24	18	Cenyu Han	1:32.353	1:32.523	24
25	18	Cenyu Han	23.380	23	Erick Zuniga	41.358	17	Leonardo Bizzotto	27.659	25	17	Leonardo Bizzotto	1:32.370	1:32.821	25
26	73	Pietro Armanni	23.407	18	Cenyu Han	41.387	27	Jorge Garciaerce Davila	27.727	26	27	Jorge Garciaerce Davila	1:32.457	1:32.821	26
27	41	Jonas Ried	23.408	27	Jorge Garciaerce Davila	41.426	52	Eron Rexhepi	27.773	27	37	Kacper Sztuka	1:32.601	1:32.828	27
28	12	Lorenzo Patrese	23.415	37	Kacper Sztuka	41.440	41	Jonas Ried	27.781	28	73	Pietro Armanni	1:32.662	1:32.876	29
29	52	Eron Rexhepi	23.440	11	Levente Revesz	41.568	37	Kacper Sztuka	27.834	29	41	Jonas Ried	1:32.766	1:32.856	28
30	17	Leonardo Bizzotto	23.453	41	Jonas Ried	41.577	11	Levente Revesz	27.893	30	52	Eron Rexhepi	1:32.948	1:33.284	30
31	11	Levente Revesz	23.580	52	Eron Rexhepi	41.735	73	Pietro Armanni	27.942	31	11	Levente Revesz	1:33.041	1:33.412	31
32	6	Sebastian Montoya	30.219	6	Sebastian Montoya	1:00.101	6	Sebastian Montoya	50.554	32	6	Sebastian Montoya	2:20.874	2:20.874	32



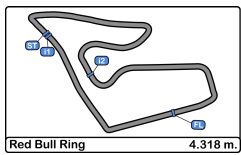


**Red Bull Ring**  
**Italian F4 Championship powered**  
**Race - 2**  
**Leader Sequence**



N°	Driver	Nat	Cat	Clas	Team	Nat	Vehicle	Start Lap	End Lap	Laps	Total Laps
70	Tim Tramnitz	DEU			US Racing	DEU	Tatuus F.4 T014 Abarth	1	18	18	18



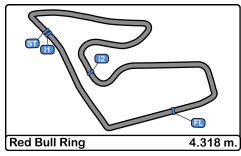


**Red Bull Ring**  
**Italian F4 Championship powered**  
**Race - 2**  
**Best 5 Lap Times**



Cls	N°	Driver	Nat	Cat	Cls	Team	Nat	Vehicle	Best 1		Best 2		Best 3		Best 4		Best 5	
									Time	Lap	Time	Lap	Time	Lap	Time	Lap	Time	Lap
1	72	Leonardo Fornaroli	ITA			Iron Lynx	ITA	Tatuus F.4 T014	1:30.970	8	1:31.116	5	1:31.194	6	1:31.298	7	1:31.329	3
2	70	Tim Tramnitz	DEU			US Racing	DEU	Tatuus F.4 T014	1:31.015	8	1:31.029	7	1:31.052	9	1:31.158	6	1:31.197	4
3	7	Kirill Smal	RUS			Prema Powerteam	ITA	Tatuus F.4 T014	1:31.276	4	1:31.464	5	1:31.533	8	1:31.550	6	1:31.746	2
4	15	Nikita Bedrin	RUS	R	1	Van Amersfoort Racing	NLD	Tatuus F.4 T014	1:31.278	4	1:31.402	6	1:31.471	5	1:31.911	2	1:32.030	3
5	10	Joshua Dürksen	DEU			Muecke Motorsport	DEU	Tatuus F.4 T014	1:31.333	9	1:31.400	8	1:31.429	7	1:31.585	5	1:31.661	4
6	13	Joshua Dufek	AUT			Van Amersfoort Racing	NLD	Tatuus F.4 T014	1:31.409	7	1:31.873	6	1:31.981	4	1:32.093	5	1:32.264	3
7	28	Francesco Braschi	ITA	R	2	Jenzer Motorsport	CHE	Tatuus F.4 T014	1:31.501	5	1:31.541	4	1:31.647	3	1:31.711	6	1:31.844	8
8	87	Oliver Bearman	GBR			Van Amersfoort Racing	NLD	Tatuus F.4 T014	1:31.534	5	1:31.539	6	1:31.664	4	1:31.664	8	1:31.680	3
9	84	Francesco	ITA			BVM Racing	ITA	Tatuus F.4 T014	1:31.648	3	1:31.809	9	1:31.838	5	1:31.841	6	1:31.940	2
10	2	Charlie Wurz	AUT	R	3	Prema Powerteam	ITA	Tatuus F.4 T014	1:31.717	6	1:31.802	5	1:31.845	7	1:31.875	4	1:31.902	9
11	86	Bence Valint	HUN			Van Amersfoort Racing	NLD	Tatuus F.4 T014	1:31.784	9	1:31.793	5	1:31.831	8	1:31.856	7	1:31.991	4
12	99	Kimi Andrea	ITA	R	4	Prema Powerteam	ITA	Tatuus F.4 T014	1:31.942	6	1:31.987	7	1:32.208	8	1:32.296	9	1:32.316	5
13	20	Conrad Laursen	DNK	R	5	Prema Powerteam	ITA	Tatuus F.4 T014	1:32.054	6	1:32.492	5	1:32.659	4	1:32.748	7	1:32.820	8
14	23	Erick Zuniga	MEX			Muecke Motorsport	DEU	Tatuus F.4 T014	1:32.117	5	1:32.165	6	1:32.642	8	1:32.978	4	1:32.995	7
15	25	Samir Ben	CHE	R	6	Jenzer Motorsport	CHE	Tatuus F.4 T014	1:32.172	7	1:32.672	6	1:32.683	3	1:32.699	5	1:33.037	4
16	68	Santiago Ramos	MEX			Jenzer Motorsport	CHE	Tatuus F.4 T014	1:32.240	6	1:32.242	5	1:32.572	8	1:32.777	4	1:33.089	7
17	24	Piotr Wisnicki	POL			Jenzer Motorsport	CHE	Tatuus F.4 T014	1:32.295	7	1:32.556	4	1:32.561	8	1:32.923	5	1:33.455	3
18	12	Lorenzo Patrese	ITA	R	7	AKM Motorsport	SMR	Tatuus F.4 T014	1:32.312	5	1:32.347	6	1:32.586	8	1:32.705	4	1:32.718	9
19	83	Maya Weug	NLD	R	8	Iron Lynx	ITA	Tatuus F.4 T014	1:32.321	7	1:32.344	8	1:32.704	5	1:33.003	6	1:33.405	4
20	88	Hamda Al Qubaisi	ARE			Prema Powerteam	ITA	Tatuus F.4 T014	1:32.375	7	1:32.455	6	1:32.727	5	1:33.175	4	1:33.211	3
21	35	Nicolas Baptiste	COL	R	9	Cram Motorsport	ITA	Tatuus F.4 T014	1:32.409	5	1:32.409	6	1:32.413	7	1:32.504	8	1:32.830	4
22	79	Georgios	GRC	R	10	Cram Motorsport	ITA	Tatuus F.4 T014	1:32.411	8	1:32.554	5	1:32.816	7	1:33.139	4	1:33.159	6
23	77	Pedro Perino	PRY	R	11	US Racing	DEU	Tatuus F.4 T014	1:32.483	7	1:32.682	8	1:32.791	5	1:32.987	4	1:33.334	6
24	18	Cenyu Han	CHN			Van Amersfoort Racing	NLD	Tatuus F.4 T014	1:32.523	8	1:32.604	5	1:32.988	4	1:33.322	6	1:33.421	7
25	17	Leonardo Bizzotto	ITA	R	12	BVM Racing	ITA	Tatuus F.4 T014	1:32.821	7	1:32.889	4	1:32.933	6	1:33.040	3	1:33.189	5
26	27	Jorge Garciarce	MEX			Jenzer Motorsport	CHE	Tatuus F.4 T014	1:32.821	5	1:32.823	4	1:33.287	7	1:33.472	8	1:33.730	3
27	37	Kacper Sztuka	POL	R	13	AS Motorsport	SVK	Tatuus F.4 T014	1:32.828	5	1:33.119	7	1:33.423	4	1:33.628	8	1:33.986	12
28	41	Jonas Ried	DEU	R	14	Muecke Motorsport	DEU	Tatuus F.4 T014	1:32.856	4	1:33.190	3	1:33.352	5	1:35.133	2	1:43.299	1
29	73	Pietro Armani	ITA	R	15	Iron Lynx	ITA	Tatuus F.4 T014	1:32.876	5	1:33.212	8	1:33.363	7	1:33.467	4	1:33.797	12
30	52	Eron Rexhepi	CHE	R	16	BVM Racing	ITA	Tatuus F.4 T014	1:33.284	8	1:33.368	7	1:33.521	4	1:33.595	5	1:33.639	6
31	11	Levente Revesz	HUN	R	17	AKM Motorsport	SMR	Tatuus F.4 T014	1:33.412	8	1:33.447	7	1:33.556	6	1:33.691	4	1:33.747	10
32	6	Sebastian Montoya	COL			Prema Powerteam	ITA	Tatuus F.4 T014	2:20.874	1	27:50.32	2						



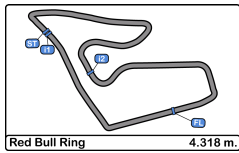


**Red Bull Ring**  
**Italian F4 Championship powered**  
**Race - 2**  
**Best 5 Top Speeds**



Clas	N°	Driver	Nat	Cat	Cla	Team	Nat	Vehicle	Top 1		Top 2		Top 3		Top 4		Top 5		Avg
									Km/h	Lap	Km/h	Lap	Km/h	Lap	Km/h	Lap	Km/h	Lap	
1	24	Piotr Wisnicki				Jenzer Motorsport		Tatuus F.4 T014 Abarth	205.7	2	203.3	6	203.3	12	202.2	16	201.4	4	203.2
2	7	Kirill Smal				Prema Powerteam		Tatuus F.4 T014 Abarth	204.9	5	203.3	2	203.3	12	203.0	16	202.6	4	203.4
3	20	Conrad Laursen		R	1	Prema Powerteam		Tatuus F.4 T014 Abarth	204.9	4	203.0	5	202.6	8	201.1	7	201.1	13	202.5
4	28	Francesco Braschi		R	2	Jenzer Motorsport		Tatuus F.4 T014 Abarth	204.9	7	203.0	6	203.0	12	203.0	13	202.2	16	203.2
5	79	Georgios		R	3	Cram Motorsport		Tatuus F.4 T014 Abarth	204.9	9	203.0	12	202.6	6	202.6	7	201.4	5	202.9
6	23	Erick Zuniga				Muecke Motorsport		Tatuus F.4 T014 Abarth	204.5	7	203.3	6	203.0	3	203.0	4	202.6	12	203.3
7	88	Hamda Al Qubaisi				Prema Powerteam		Tatuus F.4 T014 Abarth	204.5	8	203.3	5	201.4	4	201.1	6	201.1	7	202.3
8	25	Samir Ben		R	4	Jenzer Motorsport		Tatuus F.4 T014 Abarth	204.1	5	203.0	3	203.0	4	202.2	8	202.2	12	202.9
9	77	Pedro Perino		R	5	US Racing		Tatuus F.4 T014 Abarth	204.1	6	203.3	2	203.3	5	203.3	12	203.0	7	203.4
10	10	Joshua Dürksen				Muecke Motorsport		Tatuus F.4 T014 Abarth	203.7	16	203.3	12	202.2	4	202.2	13	201.1	2	202.5
11	27	Jorge Garciarce				Jenzer Motorsport		Tatuus F.4 T014 Abarth	203.7	13	203.3	2	202.6	3	201.4	5	201.4	12	202.5
12	68	Santiago Ramos				Jenzer Motorsport		Tatuus F.4 T014 Abarth	203.7	16	202.2	12	201.4	4	201.4	7	200.3	3	201.8
13	18	Cenyu Han				Van Amersfoort Racing		Tatuus F.4 T014 Abarth	203.3	12	202.2	2	202.2	7	202.2	13	201.4	4	202.3
14	37	Kacper Sztuka		R	6	AS Motorsport		Tatuus F.4 T014 Abarth	203.3	4	200.7	13	199.6	2	199.6	9	199.2	8	200.5
15	84	Francesco Simonazzi				BVM Racing		Tatuus F.4 T014 Abarth	203.3	4	201.8	13	201.4	3	201.1	7	201.1	16	201.7
16	86	Bence Valint				Van Amersfoort Racing		Tatuus F.4 T014 Abarth	203.0	2	201.8	3	201.8	16	201.4	4	201.1	5	201.8
17	12	Lorenzo Patrese		R	7	AKM Motorsport		Tatuus F.4 T014 Abarth	202.6	1	201.8	12	201.1	4	201.1	6	200.7	5	201.4
18	52	Eron Rexhepi		R	8	BVM Racing		Tatuus F.4 T014 Abarth	202.6	7	201.4	2	200.0	1	200.0	4	199.6	8	200.7
19	73	Pietro Armani		R	9	Iron Lynx		Tatuus F.4 T014 Abarth	202.6	2	202.6	13	201.1	4	199.6	5	199.6	12	201.1
20	2	Charlie Wurz		R	10	Prema Powerteam		Tatuus F.4 T014 Abarth	202.2	16	201.4	8	200.3	9	200.0	2	199.6	5	200.7
21	11	Levente Revesz		R	11	AKM Motorsport		Tatuus F.4 T014 Abarth	202.2	1	202.2	2	200.0	16	199.2	12	198.5	13	200.4
22	15	Nikita Bedrin		R	12	Van Amersfoort Racing		Tatuus F.4 T014 Abarth	202.2	7	201.8	6	201.1	2	200.7	5	200.0	4	201.1
23	17	Leonardo Bizzotto		R	13	BVM Racing		Tatuus F.4 T014 Abarth	202.2	12	201.8	16	201.1	3	201.1	4	200.0	5	201.2
24	41	Jonas Ried		R	14	Muecke Motorsport		Tatuus F.4 T014 Abarth	202.2	5	201.4	4	200.7	3	200.3	2	200.0	6	200.9
25	83	Maya Weug		R	15	Iron Lynx		Tatuus F.4 T014 Abarth	201.8	1	201.1	6	200.0	5	200.0	8	199.6	13	200.5
26	87	Oliver Bearman				Van Amersfoort Racing		Tatuus F.4 T014 Abarth	201.8	2	201.8	16	201.4	12	200.3	3	199.6	4	201.0
27	99	Kimi Andrea Antonelli		R	16	Prema Powerteam		Tatuus F.4 T014 Abarth	201.8	13	198.5	3	197.4	1	196.7	6	196.7	16	198.2
28	72	Leonardo Fornaroli				Iron Lynx		Tatuus F.4 T014 Abarth	201.4	6	200.7	5	200.7	7	200.7	8	200.7	16	200.8
29	35	Nicolas Baptiste		R	17	Cram Motorsport		Tatuus F.4 T014 Abarth	200.7	13	198.5	1	197.8	16	196.0	11	195.2	5	197.6
30	70	Tim Tramnitz				US Racing		Tatuus F.4 T014 Abarth	198.8	6	198.8	8	198.8	9	198.5	4	198.5	7	198.7
31	13	Joshua Dufek				Van Amersfoort Racing		Tatuus F.4 T014 Abarth	198.1	1	198.1	7	197.8	5	197.8	6	197.4	3	197.8
32	6	Sebastian Montoya				Prema Powerteam		Tatuus F.4 T014 Abarth	139.7	1									139.7





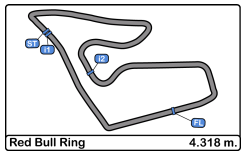
**Red Bull Ring**  
**Italian F4 Championship powered**  
**Race - 2**



**Fastest Laps Sequence**

Lap	Time of Day	Session Time	N°	Driver	Nat	Cat	Team	Nat	Vehicle	Time	Km/h	
2	11:27:20.513	3:07.513	70	Tim Tramnitz		DEU	US Racing		DEU	Tatuus F.4 T014	<b>1:31.658</b>	169.5
3	11:28:51.894	4:38.894	70	Tim Tramnitz		DEU	US Racing		DEU	Tatuus F.4 T014	<b>1:31.381</b>	170.1
3	11:28:52.798	4:39.798	72	Leonardo Fornaroli		ITA	Iron Lynx		ITA	Tatuus F.4 T014	<b>1:31.329</b>	170.2
4	11:30:23.091	6:10.091	70	Tim Tramnitz		DEU	US Racing		DEU	Tatuus F.4 T014	<b>1:31.197</b>	170.4
5	11:31:55.305	7:42.305	72	Leonardo Fornaroli		ITA	Iron Lynx		ITA	Tatuus F.4 T014	<b>1:31.116</b>	170.6
7	11:34:56.671	10:43.671	70	Tim Tramnitz		DEU	US Racing		DEU	Tatuus F.4 T014	<b>1:31.029</b>	170.7
8	11:36:27.687	12:14.687	70	Tim Tramnitz		DEU	US Racing		DEU	Tatuus F.4 T014	<b>1:31.015</b>	170.7
8	11:36:28.767	12:15.767	72	Leonardo Fornaroli		ITA	Iron Lynx		ITA	Tatuus F.4 T014	<b>1:30.970</b>	170.8



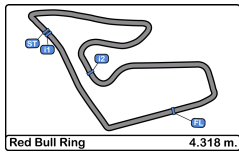


**Red Bull Ring**  
**Italian F4 Championship powered**  
**Race - 2**



**Event Best Maximum Speed**

N°	Driver	Nat	Cat	Clas	Team	Nat	Vehicle	Km/h	Session
12	Lorenzo Patrese	ITA	ITA	R 1	AKM Motorsport	ITA	Tatuus F.4 T014	216.8	Free Practice - 1
87	Oliver Bearman	GBR			Van Amersfoort Racing	NLD	Tatuus F.4 T014	216.0	Free Practice - 1
72	Leonardo Fornaroli	ITA			Iron Lynx	ITA	Tatuus F.4 T014	216.0	Free Practice - 1
13	Joshua Dufek	AUT			Van Amersfoort Racing	NLD	Tatuus F.4 T014	215.5	Free Practice - 1
84	Francesco Simonazzi	ITA			BVM Racing	ITA	Tatuus F.4 T014	215.1	Free Practice - 1
88	Hamda Al Qubaisi	ARE			Prema Powerteam	ITA	Tatuus F.4 T014	215.1	Free Practice - 1
15	Nikita Bedrin	RUS	R 2		Van Amersfoort Racing	NLD	Tatuus F.4 T014	215.1	Free Practice - 1
17	Leonardo Bizzotto	ITA		R 3	BVM Racing	ITA	Tatuus F.4 T014	215.1	Free Practice - 1
10	Joshua Dürksen	DEU			Muecke Motorsport	DEU	Tatuus F.4 T014	214.7	Free Practice - 1
6	Sebastian Montoya	COL			Prema Powerteam	ITA	Tatuus F.4 T014	214.2	Free Practice - 1
23	Erick Zuniga	MEX			Muecke Motorsport	DEU	Tatuus F.4 T014	214.2	Free Practice - 2
20	Conrad Laursen	DNK	R 4		Prema Powerteam	ITA	Tatuus F.4 T014	214.2	Free Practice - 2
83	Maya Weug	NLD	R 5		Iron Lynx	ITA	Tatuus F.4 T014	213.8	Free Practice - 1
41	Jonas Ried	DEU	R 6		Muecke Motorsport	DEU	Tatuus F.4 T014	213.8	Free Practice - 2
77	Pedro Perino	PRT	R 7		US Racing	DEU	Tatuus F.4 T014	213.4	Free Practice - 1
70	Tim Tramnitz	DEU			US Racing	DEU	Tatuus F.4 T014	213.4	Free Practice - 1
25	Samir Ben	CHE	R 8		Jenzer Motorsport	CHE	Tatuus F.4 T014	213.4	Free Practice - 2
28	Francesco Braschi	ITA	R 9		Jenzer Motorsport	CHE	Tatuus F.4 T014	213.4	Free Practice - 2
35	Nicolas Baptiste	COL	R 10		Cram Motorsport	ITA	Tatuus F.4 T014	213.0	Free Practice - 1
7	Kirill Smal	RUS			Prema Powerteam	ITA	Tatuus F.4 T014	213.0	Free Practice - 1
79	Georgios	GRC	R 11		Cram Motorsport	ITA	Tatuus F.4 T014	213.0	Free Practice - 1
18	Cenyu Han	CHN			Van Amersfoort Racing	NLD	Tatuus F.4 T014	213.0	Free Practice - 1
86	Bence Valint	HUN			Van Amersfoort Racing	NLD	Tatuus F.4 T014	213.0	Free Practice - 2
73	Pietro Armanni	ITA	R 12		Iron Lynx	ITA	Tatuus F.4 T014	212.5	Free Practice - 1
24	Piotr Wisnicki	POL			Jenzer Motorsport	CHE	Tatuus F.4 T014	212.5	Free Practice - 1
99	Kimi Andrea Antonelli	ITA	R 13		Prema Powerteam	ITA	Tatuus F.4 T014	212.5	Free Practice - 1
52	Eron Rexhepi	CHE	R 14		BVM Racing	ITA	Tatuus F.4 T014	212.5	Free Practice - 2
27	Jorge Garciarce	MEX			Jenzer Motorsport	CHE	Tatuus F.4 T014	212.1	Free Practice - 2
37	Kacper Sztuka	POL	R 15		AS Motorsport	SVK	Tatuus F.4 T014	212.1	Free Practice - 2
11	Levente Revesz	HUN	R 16		AKM Motorsport	ITA	Tatuus F.4 T014	211.3	Free Practice - 1
2	Charlie Wurz	AUT	R 17		Prema Powerteam	ITA	Tatuus F.4 T014	210.5	Free Practice - 2
68	Santiago Ramos	MEX			Jenzer Motorsport	CHE	Tatuus F.4 T014	210.1	Free Practice - 2

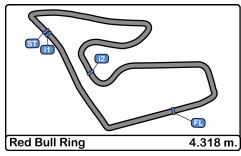


**Red Bull Ring**  
**Italian F4 Championship powered**  
**Race - 2**  
**Lap Chart**



			LAP																	
Nr	Pos	Grid	1	2	3	4	5	6	7	8	9	10	11	12	13	14	15	16	17	18
72	1	72	70	70	70	70	70	70	70	70	70	70	70	70	70	70	70	70	70	70
70	2	70	72	72	72	72	72	72	72	72	72	72	72	72	72	72	72	72	72	72
13	3	13	87	87	87	87	87	87	87	87	87	87	87	87	87	87	87	87	87	87
6	4	6	15	15	15	15	15	15	7	7	7	7	7	7	7	7	7	7	7	7
15	5	15	7	7	7	7	7	7	10	10	10	10	10	10	10	10	10	10	10	10
87	6	87	10	10	10	10	10	10	28	28	28	28	28	28	28	28	28	28	28	28
7	7	7	84	84	84	84	84	84	84	84	84	84	84	84	84	84	84	84	84	84
84	8	84	12	28	28	28	28	28	2	2	2	2	2	2	2	2	2	2	2	2
10	9	10	28	2	2	2	2	2	86	86	86	86	86	86	86	86	86	86	86	86
12	10	12	2	86	86	86	86	86	99	99	99	99	99	12	12	12	12	12	12	12
28	11	28	86	12	99	99	99	99	12	12	12	12	12	23	23	23	23	23	23	23
2	12	2	99	99	12	12	12	12	68	68	23	23	23	99	99	99	99	99	99	99
86	13	86	20	68	68	68	68	68	23	23	20	20	20	20	20	20	20	20	20	20
68	14	68	17	23	23	23	23	23	20	20	25	25	25	83	83	83	83	83	83	83
99	15	99	68	88	88	20	20	20	88	25	83	83	83	68	24	24	24	68	68	68
17	16	17	88	20	20	88	88	88	25	88	68	68	68	24	68	68	68	24	24	24
20	17	20	23	25	25	25	25	25	17	83	24	24	24	17	73	73	37	35	35	35
88	18	88	41	17	17	17	17	17	83	17	17	17	17	79	25	25	35	37	37	37
41	19	41	25	41	41	41	41	83	24	24	79	79	79	77	37	37	11	77	77	77
23	20	23	37	37	83	24	24	24	77	77	77	77	77	18	35	35	77	11	11	11
37	21	37	83	83	24	83	83	77	79	79	18	18	18	73	11	11	17	17	17	17
25	22	25	77	77	77	77	77	18	18	18	73	73	73	27	17	77	18	18	18	18
73	23	73	11	24	18	18	18	79	73	73	27	27	27	37	77	17				
83	24	83	18	18	79	79	79	73	27	27	37	37	37	25	18	18				
77	25	77	24	79	73	73	73	27	37	37	52	52	52	35						
79	26	79	73	73	37	37	37	37	52	52	35	35	35	11						
35	27	35	79	52	27	27	27	52	13	13	11	11	11	52						
18	28	18	13	27	52	52	52	41	35	35										
24	29	24	52	11	13	13	13	13	11	11										
52	30	52	27	13	35	35	35	35												
11	31	11	35	35	11	11	11	11												
27	32	27	6	6																

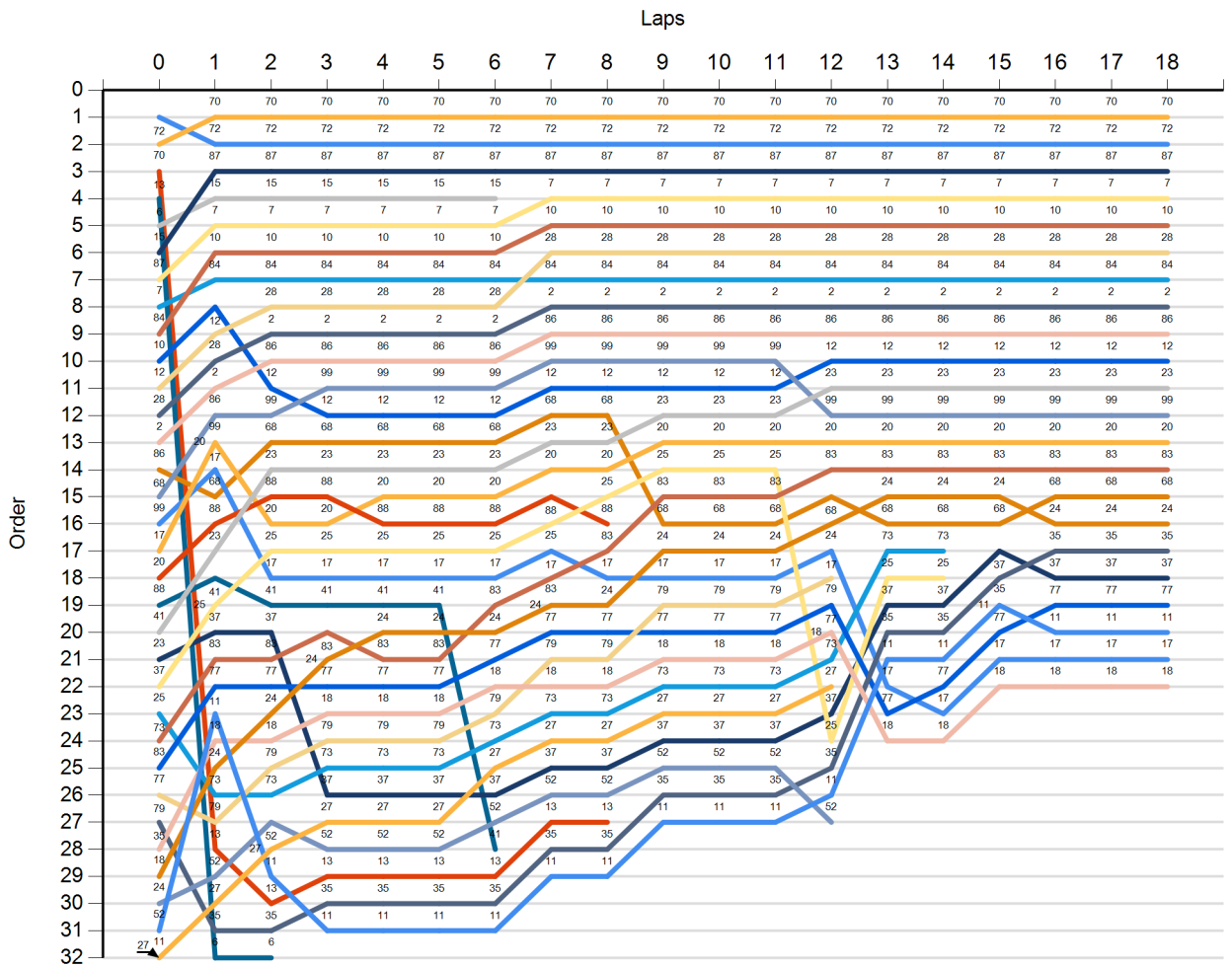


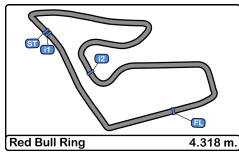


Red Bull Ring  
Italian F4 Championship powered  
Race - 2  
Graphic Lap Chart



- 72
- 70
- 13
- 6
- 15
- 87
- 7
- 84
- 10
- 12
- 28
- 2
- 86
- 68
- 99
- 17
- 20
- 88
- 41
- 23
- 37
- 25
- 73
- 83
- 77
- 79
- 35
- 18
- 24
- 52
- 11
- 27





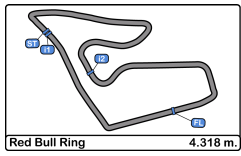
**Red Bull Ring**  
**Italian F4 Championship powered**  
**Race - 2**  
**Pit Stop Analysis**



Nr.	In Day Time	Driver	Nat	Cat	Team	Nat	Vehicle	In Time	Stop N°	Pit Time	Handicap	Penalty
13	11:25:54.443	Joshua Dufek		AUT	Van Amersfoort Racing		NLD Tatuus F.4 T014 Abarth	1:41.314	1	47.199		
35	11:26:00.860	Nicolas Baptiste		FRA	Cram Motorsport		ITA Tatuus F.4 T014 Abarth	1:47.731	1	59.526		
11	11:27:37.281	Levente Revesz		HUN	AKM Motorsport		HUN Tatuus F.4 T014 Abarth	3:24.152	1	57.281		
17	11:45:59.871	Leonardo Bizzotto		ITA	BVM Racing		ITA Tatuus F.4 T014 Abarth	21:46.741	1	1:02.181		



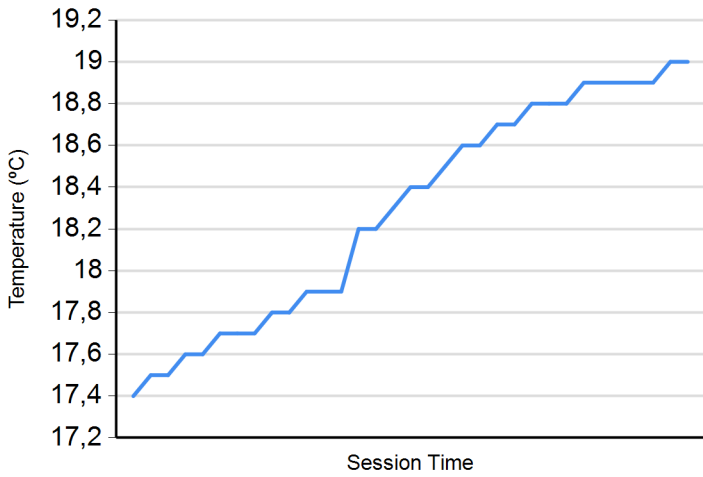




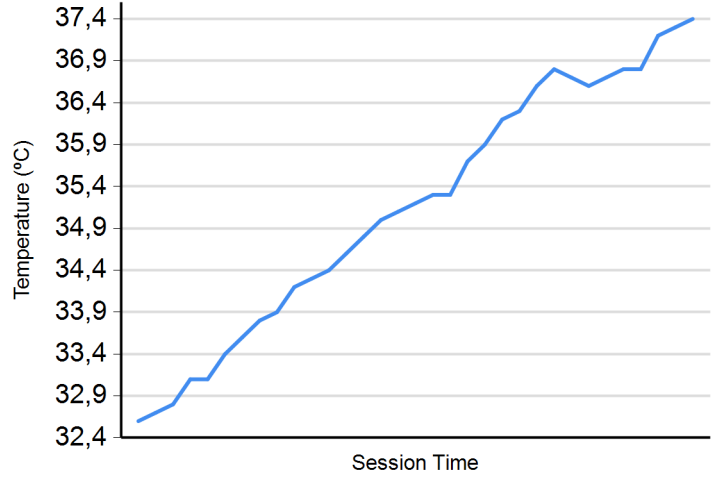
**Red Bull Ring**  
**Italian F4 Championship powered**  
**Race - 2**  
**Weather Report**



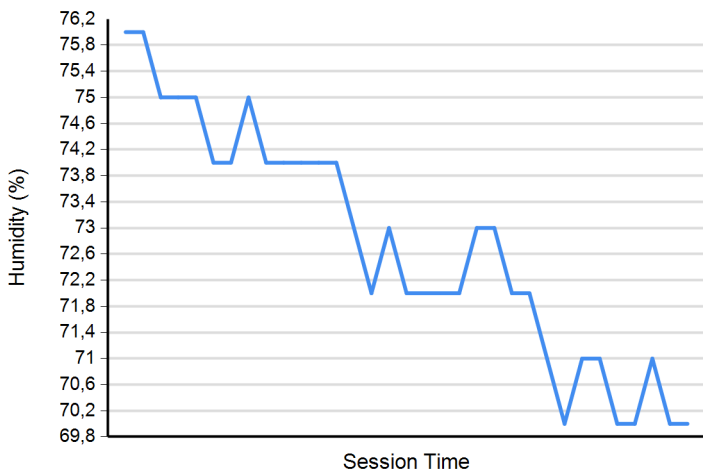
**Air Temperature**



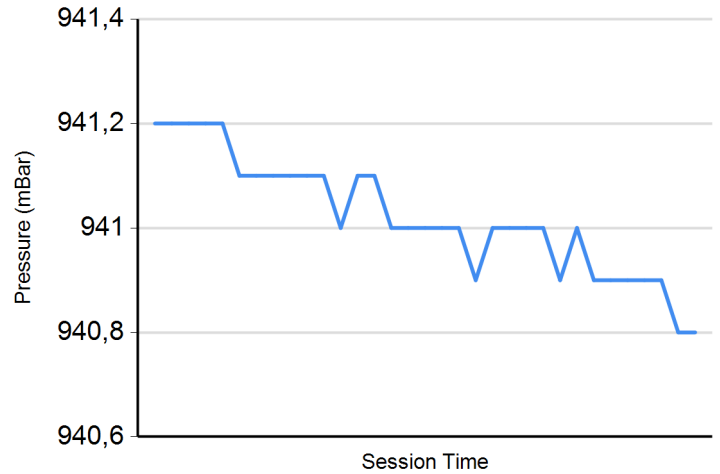
**Track Temperature**



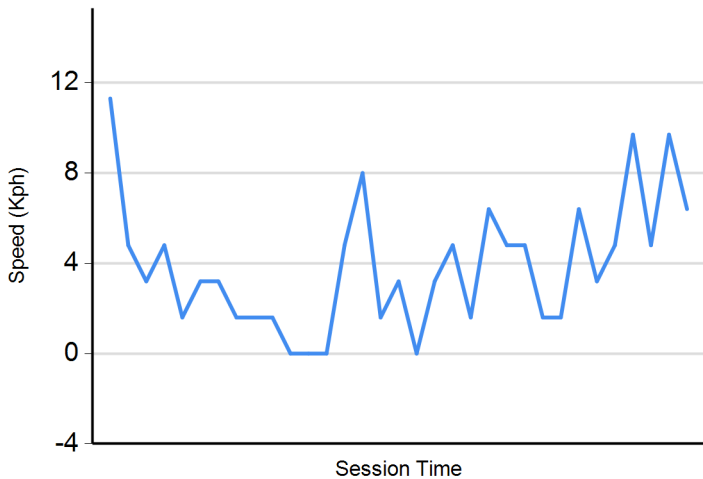
**Humidity**



**Pressure**



**Wind Speed**



**Wind direction**

North = 0°/360° Est = 90° South = 180° West = 270°

