

# ACI Racing Weekend Monza 30-31 Ottobre 2021

## Italian F4 Championship by Abarth - Result Race 3

Monza 5.793 m

Laps 14 = 81,102 km - Avg 150,839 km/h - Race Time 32'15.625

No.	Driver	Nat	Entrant	Team	Car	Class	Laps	Time	Gap	Rel.	Fastest Lap	
1	<b>87 BEARMAN</b> Oliver	GBR	Van Amersfoort Racing	Van Amersfoort Racing	Tatuus F4 T014 Abarth		14	32'15.625		14	1'58.916	
2	<b>7 SMAL</b> Kirill	RUS	Prema Powerteam	Prema Powerteam	Tatuus F4 T014 Abarth		14	32'16.226	<b>0.601</b>	<b>0.601</b>	14	1'58.792
3	<b>99 ANTONELLI</b> Kimi Andrea	ITA	Prema Powerteam	Prema Powerteam	Tatuus F4 T014 Abarth	R	14	32'16.364	<b>0.739</b>	<b>0.138</b>	14	1'58.599
4	<b>12 PATRESE</b> Lorenzo	ITA	AKM Motorsport	AKM Motorsport	Tatuus F4 T014 Abarth	R	14	32'17.207	<b>1.582</b>	<b>0.843</b>	14	1'58.929
5	<b>70 TRAMNITZ</b> Tim	DEU	US Racing	US Racing	Tatuus F4 T014 Abarth		14	32'17.365	<b>1.740</b>	<b>0.158</b>	14	1'58.595
6	<b>10 DÜRKSEN</b> Joshua	PRY	Muecke Motorsport	Muecke Motorsport	Tatuus F4 T014 Abarth		14	32'18.803	<b>3.178</b>	<b>1.438</b>	14	1'59.175
7	<b>69 LOMKO</b> Vlad	RUS	US Racing	US Racing	Tatuus F4 T014 Abarth		14	32'19.881	<b>4.256</b>	<b>1.078</b>	14	1'59.391
8	<b>13 DUFEEK</b> Joshua	CHE	Van Amersfoort Racing	Van Amersfoort Racing	Tatuus F4 T014 Abarth		14	32'20.575	<b>4.950</b>	<b>0.694</b>	14	1'58.642
9	<b>5 CAPIETTO</b> Maceo	FRA	Prema Powerteam	Prema Powerteam	Tatuus F4 T014 Abarth	R	14	32'21.381	<b>5.756</b>	<b>0.806</b>	14	1'58.522
10	<b>68 RAMOS REYNOSO</b> Santiago	MEX	Jenzer Motorsport	Jenzer Motorsport	Tatuus F4 T014 Abarth		14	32'22.176	<b>6.551</b>	<b>0.795</b>	14	1'58.953
11	<b>73 ARMANNI</b> Pietro	ITA	Iron Lynx	Iron Lynx	Tatuus F4 T014 Abarth	R	14	32'27.089	<b>11.464</b>	<b>4.913</b>	14	2'00.352
12	<b>19 GRAY</b> Oliver	GBR	BVM Racing	BVM Racing	Tatuus F4 T014 Abarth	R	14	32'27.596	<b>11.971</b>	<b>0.507</b>	14	2'00.169
13	<b>46 DE HAAN</b> Robert	NLD	Van Amersfoort Racing	Van Amersfoort Racing	Tatuus F4 T014 Abarth	R	14	32'28.007	<b>12.382</b>	<b>0.411</b>	14	2'00.424
14	<b>83 WEUG</b> Maya	NLD	Iron Lynx	Iron Lynx	Tatuus F4 T014 Abarth	R	14	32'29.578	<b>13.953</b>	<b>1.571</b>	14	2'01.195
15	<b>77 PERINO</b> Pedro	POR	US Racing	US Racing	Tatuus F4 T014 Abarth	R	14	32'31.964	<b>16.339</b>	<b>2.386</b>	14	2'02.796
16	<b>41 RIED</b> Jonas	DEU	Muecke Motorsport	Muecke Motorsport	Tatuus F4 T014 Abarth	R	14	32'34.844	<b>19.219</b>	<b>2.880</b>	13	2'02.641
17	<b>35 BAPTISTE</b> Nicolas	COL	Cram Motorsport	Cram Motorsport	Tatuus F4 T014 Abarth	R	14	32'36.771	<b>21.146</b>	<b>1.927</b>	13	2'03.673
18	<b>79 MARKOGIANNIS</b> Georgios	GRC	Cram Motorsport	Cram Motorsport	Tatuus F4 T014 Abarth	R	14	32'38.891	<b>23.266</b>	<b>2.120</b>	14	2'02.702
19	<b>34 FLACK</b> Marcos	COL	Cram Motorsport	Cram Motorsport	Tatuus F4 T014 Abarth	R	14	32'39.081	<b>23.456</b>	<b>0.190</b>	14	2'03.668
20P	<b>15 BEDRIN</b> Nikita	RUS	Van Amersfoort Racing	Van Amersfoort Racing	Tatuus F4 T014 Abarth	R	14	32'39.655	<b>24.030</b>	<b>0.574</b>	13	2'02.234
21	<b>27 GARCJARCE DAVILA</b> Jorge	MEX	Jenzer Motorsport	Jenzer Motorsport	Tatuus F4 T014 Abarth		14	32'39.694	<b>24.069</b>	<b>0.039</b>	14	2'02.371
22	<b>24 WISNICKI</b> Piotr	POL	Jenzer Motorsport	Jenzer Motorsport	Tatuus F4 T014 Abarth		14	32'39.784	<b>24.159</b>	<b>0.090</b>	12	2'03.254
23	<b>25 BEN</b> Samir	CHE	Jenzer Motorsport	Jenzer Motorsport	Tatuus F4 T014 Abarth	R	14	32'41.115	<b>25.490</b>	<b>1.331</b>	14	2'03.324
24	<b>33 MAZZOLA</b> Rocco	ITA	Cram Motorsport	Cram Motorsport	Tatuus F4 T014 Abarth	R	14	32'43.306	<b>27.681</b>	<b>2.191</b>	14	2'04.513
25	<b>20 LAURSEN</b> Conrad	DNK	Prema Powerteam	Prema Powerteam	Tatuus F4 T014 Abarth	R	14	32'46.180	<b>30.555</b>	<b>2.874</b>	14	1'57.194
26	<b>86 VALINT</b> Bence	HUN	Van Amersfoort Racing	Van Amersfoort Racing	Tatuus F4 T014 Abarth		14	32'55.239	<b>39.614</b>	<b>9.059</b>	14	2'02.612
27	<b>84 SIMONAZZI</b> Francesco	ITA	BVM Racing	BVM Racing	Tatuus F4 T014 Abarth		14	33'13.937	<b>58.312</b>	<b>18.698</b>	14	2'01.107
28	<b>11 REVESZ</b> Levente	HUN	AKM Motorsport	AKM Motorsport	Tatuus F4 T014 Abarth	R	13	30'58.219	<b>1 Lap</b>	<b>1 Lap</b>	9	2'03.252
29	<b>88 AL QUBAISI</b> Hamda	UAE	Prema Powerteam	Prema Powerteam	Tatuus F4 T014 Abarth		13	31'00.109	<b>1 Lap</b>	<b>1.890</b>	9	2'04.151
30	<b>37 SZTUKA</b> Kacper	POL	AS Motorsport	AS Motorsport	Tatuus F4 T014 Abarth	R	13	32'22.168	<b>1 Lap</b>	<b>1'22.059</b>	9	2'03.657
31	<b>17 BIZZOTTO</b> Leonardo	ITA	BVM Racing	BVM Racing	Tatuus F4 T014 Abarth	R	13	32'42.647	<b>1 Lap</b>	<b>20.479</b>	13	2'02.343
----- Not Classified -----												
RET	<b>6 MONTOYA</b> Sebastian	COL	Prema Powerteam	Prema Powerteam	Tatuus F4 T014 Abarth		5	10'22.542	<b>9 Laps</b>		4	2'00.976
RET	<b>23 ZUNIGA</b> Erick	MEX	Muecke Motorsport	Muecke Motorsport	Tatuus F4 T014 Abarth		4	8'27.895	<b>10 Laps</b>		3	2'03.616
NS	<b>72 FORNAROLI</b> Leonardo	ITA	Iron Lynx	Iron Lynx	Tatuus F4 T014 Abarth							

Starting: 34 Classified: 31 Not Classified: 0 Retired: 2 Not Started: 1  
Fastest Lap N. 14 No. 20 Conrad Laursen Time 1'57.194 Avg. 177,951 Km/h

Humidity:	95%	AIR	11°C
Condition:	WET	Track	11°C

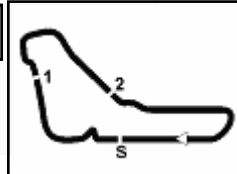
### Penalty and Infringment

11.57 **15 N. BEDRIN** Penalty Time 5 sec

Clerk of the Course : Fabrizio Fondacci

Race Director : Alessandro Ferrari

31/10/2021 Start 10:13 End 10:47



# ACI Racing Weekend Monza 30-31 Ottobre 2021

## Italian F4 Championship by Abarth - Result by Class Race 3

### Rookie

Laps 14 = 81,102 km - Avg 150,781 km/h - Race Time 32'16.364

No.	Driver	Nat	Entrant	Team	Car	Laps	Time	Gap	Rel.	Fastest Lap
1	<b>99 ANTONELLI</b> Kimi Andrea	ITA	Prema Powerteam	Prema Powerteam	Tatuus F4 T014 Abarth	14	32'16.364			14 1'58.599
2	<b>12 PATRESE</b> Lorenzo	ITA	AKM Motorsport	AKM Motorsport	Tatuus F4 T014 Abarth	14	32'17.207	<b>0.843</b>	<b>0.843</b>	14 1'58.929
3	<b>5 CAPIETTO</b> Maceo	FRA	Prema Powerteam	Prema Powerteam	Tatuus F4 T014 Abarth	14	32'21.381	<b>5.017</b>	<b>4.174</b>	14 1'58.522
4	<b>73 ARMANNI</b> Pietro	ITA	Iron Lynx	Iron Lynx	Tatuus F4 T014 Abarth	14	32'27.089	<b>10.725</b>	<b>5.708</b>	14 2'00.352
5	<b>19 GRAY</b> Oliver	GBR	BVM Racing	BVM Racing	Tatuus F4 T014 Abarth	14	32'27.596	<b>11.232</b>	<b>0.507</b>	14 2'00.169
6	<b>46 DE HAAN</b> Robert	NLD	Van Amersfoort Racing	Van Amersfoort Racing	Tatuus F4 T014 Abarth	14	32'28.007	<b>11.643</b>	<b>0.411</b>	14 2'00.424
7	<b>83 WEUG</b> Maya	NLD	Iron Lynx	Iron Lynx	Tatuus F4 T014 Abarth	14	32'29.578	<b>13.214</b>	<b>1.571</b>	14 2'01.195
8	<b>77 PERINO</b> Pedro	POR	US Racing	US Racing	Tatuus F4 T014 Abarth	14	32'31.964	<b>15.600</b>	<b>2.386</b>	14 2'02.796
9	<b>41 RIED</b> Jonas	DEU	Muecke Motorsport	Muecke Motorsport	Tatuus F4 T014 Abarth	14	32'34.844	<b>18.480</b>	<b>2.880</b>	13 2'02.641
10	<b>35 BAPTISTE</b> Nicolas	COL	Cram Motorsport	Cram Motorsport	Tatuus F4 T014 Abarth	14	32'36.771	<b>20.407</b>	<b>1.927</b>	13 2'03.673
11	<b>79 MARKOGIANNIS</b> Georgios	GRC	Cram Motorsport	Cram Motorsport	Tatuus F4 T014 Abarth	14	32'38.891	<b>22.527</b>	<b>2.120</b>	14 2'02.702
12	<b>34 FLACK</b> Marcos	COL	Cram Motorsport	Cram Motorsport	Tatuus F4 T014 Abarth	14	32'39.081	<b>22.717</b>	<b>0.190</b>	14 2'03.668
13P	<b>15 BEDRIN</b> Nikita	RUS	Van Amersfoort Racing	Van Amersfoort Racing	Tatuus F4 T014 Abarth	14	32'39.655	<b>23.291</b>	<b>0.574</b>	13 2'02.234
14	<b>25 BEN</b> Samir	CHE	Jenzer Motorsport	Jenzer Motorsport	Tatuus F4 T014 Abarth	14	32'41.115	<b>24.751</b>	<b>1.460</b>	14 2'03.324
15	<b>33 MAZZOLA</b> Rocco	ITA	Cram Motorsport	Cram Motorsport	Tatuus F4 T014 Abarth	14	32'43.306	<b>26.942</b>	<b>2.191</b>	14 2'04.513
16	<b>20 LAURSEN</b> Conrad	DNK	Prema Powerteam	Prema Powerteam	Tatuus F4 T014 Abarth	14	32'46.180	<b>29.816</b>	<b>2.874</b>	14 1'57.194
17	<b>11 REVESZ</b> Levente	HUN	AKM Motorsport	AKM Motorsport	Tatuus F4 T014 Abarth	13	30'58.219	<b>1 Lap</b>	<b>1 Lap</b>	9 2'03.252
18	<b>37 SZTUKA</b> Kacper	POL	AS Motorsport	AS Motorsport	Tatuus F4 T014 Abarth	13	32'22.168	<b>1 Lap</b>	<b>1'23.949</b>	9 2'03.657
19	<b>17 BIZZOTTO</b> Leonardo	ITA	BVM Racing	BVM Racing	Tatuus F4 T014 Abarth	13	32'42.647	<b>1 Lap</b>	<b>20.479</b>	13 2'02.343

Starting: 19 Classified: 19 Not Classified: 0 Retired: 0 Not Started: 0  
 Fastest Lap N. 14 No. 20 Conrad Laursen Time 1'57.194 Avg. 177,951 Km/h

Humidity:	95%	AIR	11°C
Condition:	WET	Track	11°C

Clerk of the Course : Fabrizio Fondacci

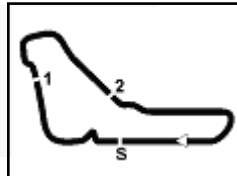
Race Director : Alessandro Ferrari

31/10/2021	Start 10:13	End 10:47
------------	----------------	--------------



Powered by FICr PERUGIA TIMING





Monza 5.793 m

ACI Racing Weekend Monza 30-31 Ottobre 2021

Italian F4 Championship by Abarth - Lap Chart Race 3

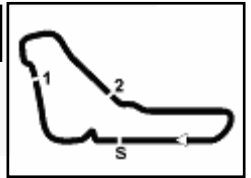
		Lap													
	1	2	3	4	5	6	7	8	9	10	11	12	13	14	
1	87	87	87	87	87	87	87	87	87	87	87	87	87	87	87
2	7	7	7	7	7	7	7	7	7	7	7	7	7	7	7
3	99	99	99	99	12	12	12	99	99	99	99	99	99	99	99
4	12	12	12	12	99	99	99	12	12	12	12	12	12	12	12
5	70	70	70	70	70	70	70	70	70	70	70	70	70	70	70
6	20	20	20	20	6	68	68	10	10	10	10	10	10	10	10
7	69	68	68	69	68	10	10	20	69	69	69	69	69	69	69
8	68	69	69	68	10	20	20	69	20	20	20	13	13	13	13
9	10	10	6	6	20	69	69	13	13	13	13	5	5	5	5
10	88	6	10	10	69	24	24	68	68	68	68	68	68	68	68
11	6	24	24	24	24	13	13	88	5	5	5	73	73	73	73
12	23	88	23	23	13	88	88	77	88	37	37	77	19	19	19
13	24	23	13	13	88	77	77	5	37	73	73	19	46	46	46
14	13	15	88	88	77	15	15	37	77	77	77	83	83	83	83
15	15	13	5	5	15	5	5	73	73	88	88	46	77	77	77
16	77	5	15	77	5	37	37	19	19	19	19	88	41	15	15
17	37	77	77	37	37	19	19	84	83	83	83	11	15	41	41
18	5	37	37	15	19	73	73	46	46	46	46	41	35	35	35
19	84	84	19	84	73	84	84	83	11	11	11	35	34	79	79
20	73	46	46	19	84	46	46	11	41	41	41	15	24	34	34
21	46	19	84	46	46	86	86	86	35	35	35	79	79	27	27
22	19	86	86	86	86	11	11	41	79	79	79	24	27	24	24
23	86	73	11	73	11	83	83	25	34	34	34	34	25	25	25
24	11	11	73	11	83	41	41	35	15	15	15	27	33	33	33
25	83	83	83	83	41	35	35	34	33	33	33	33	20	20	20
26	41	41	41	41	35	25	25	79	27	24	24	25	86	86	86
27	35	35	35	35	25	27	27	33	24	27	27	37	11	84	84
28	27	27	25	25	27	34	34	27	86	25	25	86	88	88	88
29	34	25	27	27	34	79	79	15	84	86	86	20	84	84	84
30	25	79	79	34	79	33	33	24	25	84	84	84	37	37	37
31	33	34	34	79	33	17	17	17	17	17	17	17	17	17	17
32	79	33	33	33	17										
33	17	17	17	17											

Final Result		
1	87 BEARMAN O.	Laps 14
2	7 SMAL K.	0.601
3	99 ANTONELLI K.	0.739
4	12 PATRESE L.	1.582
5	70 TRAMNITZ T.	1.740
6	10 DÜRKSEN J.	3.178
7	69 LOMKO V.	4.256
8	13 DUFEK J.	4.950
9	5 CAPIETTO M.	5.756
10	68 RAMOS REYNOSO S	6.551
11	73 ARMANI P.	11.464
12	19 GRAY O.	11.971
13	46 DE HAAN R.	12.382
14	83 WEUG M.	13.953
15	77 PERINO P.	16.339
16	41 RIED J.	19.219
17	35 BAPTISTE N.	21.146
18	79 MARKOGIANNIS G.	23.266
19	34 FLACK M.	23.456
20	15 BEDRIN N. (P)	24.030
21	27 GARCJARCE DAVILA	24.069
22	24 WISNICKI P.	24.159
23	25 BEN S.	25.490
24	33 MAZZOLA R.	27.681
25	20 LAURSEN C.	30.555
26	86 VALINT B.	39.614
27	84 SIMONAZZI F.	58.312
28	11 REVESZ L.	1 Lap
29	88 AL QUBAISI H.	1 Lap
30	37 SZTUKA K.	1 Lap
31	17 BIZZOTTO L.	1 Lap
RET	6 MONTOYA S.	9 Laps
RET	23 ZUNIGA E.	10 Laps
NS	72 FORNAROLI L.	



Powered by FICr PERUGIA TIMING





**ACI Racing Weekend Monza 30-31 Ottobre 2021**  
**Italian F4 Championship by Abarth - Best Sectors & Speed Race 3**

**RESULTS**

1	87	BEARMAN Oliver	Tatuus F4 T014 Abarth	Laps 14
2	7	SMAL Kirill	Tatuus F4 T014 Abarth	0.601
3	99	ANTONELLI Kimi Andrea	Tatuus F4 T014 Abarth	0.739
4	12	PATRESE Lorenzo	Tatuus F4 T014 Abarth	1.582
5	70	TRAMNITZ Tim	Tatuus F4 T014 Abarth	1.740
6	10	DÜRKSEN Joshua	Tatuus F4 T014 Abarth	3.178
7	69	LOMKO Vlad	Tatuus F4 T014 Abarth	4.256
8	13	DUFEK Joshua	Tatuus F4 T014 Abarth	4.950
9	5	CAPIETTO Maceo	Tatuus F4 T014 Abarth	5.756
10	68	RAMOS REYNOSO Santiago	Tatuus F4 T014 Abarth	6.551
11	73	ARMANNI Pietro	Tatuus F4 T014 Abarth	11.464
12	19	GRAY Oliver	Tatuus F4 T014 Abarth	11.971
13	46	DE HAAN Robert	Tatuus F4 T014 Abarth	12.382
14	83	WEUG Maya	Tatuus F4 T014 Abarth	13.953
15	77	PERINO Pedro	Tatuus F4 T014 Abarth	16.339
16	41	RIED Jonas	Tatuus F4 T014 Abarth	19.219
17	35	BAPTISTE Nicolas	Tatuus F4 T014 Abarth	21.146
18	79	MARKOGIANNIS Georgios	Tatuus F4 T014 Abarth	23.266
19	34	FLACK Marcos	Tatuus F4 T014 Abarth	23.456
20	15	BEDRIN Nikita	Tatuus F4 T014 Abarth	24.030
21	27	GARCJARCE DAVILA Jorge	Tatuus F4 T014 Abarth	24.069
22	24	WISNICKI Piotr	Tatuus F4 T014 Abarth	24.159
23	25	BEN Samir	Tatuus F4 T014 Abarth	25.490
24	33	MAZZOLA Rocco	Tatuus F4 T014 Abarth	27.681
25	20	LAURSEN Conrad	Tatuus F4 T014 Abarth	30.555
26	86	VALINT Bence	Tatuus F4 T014 Abarth	39.614
27	84	SIMONAZZI Francesco	Tatuus F4 T014 Abarth	58.312
28	11	REVESZ Levente	Tatuus F4 T014 Abarth	1 Lap
29	88	AL QUBAIS I Hamda	Tatuus F4 T014 Abarth	1 Lap
30	37	SZTUKA Kacper	Tatuus F4 T014 Abarth	1 Lap
31	17	BIZZOTTO Leonardo	Tatuus F4 T014 Abarth	1 Lap
RET	6	MONTOYA Sebastian	Tatuus F4 T014 Abarth	9 Laps
RET	23	ZUNIGA Erick	Tatuus F4 T014 Abarth	10 Laps
NS	72	FORNAROLI Leonardo	Tatuus F4 T014 Abarth	

**SPEED**

1	13	DUFEK Joshua	Tatuus F4 T014 Abarth	237,9
2	12	PATRESE Lorenzo	Tatuus F4 T014 Abarth	236,8
3	20	LAURSEN Conrad	Tatuus F4 T014 Abarth	236,8
4	68	RAMOS REYNOSO Santiago	Tatuus F4 T014 Abarth	236,8
5	83	WEUG Maya	Tatuus F4 T014 Abarth	236,8
6	7	SMAL Kirill	Tatuus F4 T014 Abarth	235,8
7	69	LOMKO Vlad	Tatuus F4 T014 Abarth	233,8
8	70	TRAMNITZ Tim	Tatuus F4 T014 Abarth	233,3
9	15	BEDRIN Nikita	Tatuus F4 T014 Abarth	232,3
10	87	BEARMAN Oliver	Tatuus F4 T014 Abarth	232,3
11	23	ZUNIGA Erick	Tatuus F4 T014 Abarth	231,8
12	33	MAZZOLA Rocco	Tatuus F4 T014 Abarth	231,8
13	73	ARMANNI Pietro	Tatuus F4 T014 Abarth	231,3
14	41	RIED Jonas	Tatuus F4 T014 Abarth	230,8
15	99	ANTONELLI Kimi Andrea	Tatuus F4 T014 Abarth	230,3
16	46	DE HAAN Robert	Tatuus F4 T014 Abarth	230,3
17	35	BAPTISTE Nicolas	Tatuus F4 T014 Abarth	229,8
18	77	PERINO Pedro	Tatuus F4 T014 Abarth	229,8
19	19	GRAY Oliver	Tatuus F4 T014 Abarth	228,8
20	84	SIMONAZZI Francesco	Tatuus F4 T014 Abarth	228,3
21	86	VALINT Bence	Tatuus F4 T014 Abarth	225,0
22	24	WISNICKI Piotr	Tatuus F4 T014 Abarth	225,0
23	37	SZTUKA Kacper	Tatuus F4 T014 Abarth	225,0
24	79	MARKOGIANNIS Georgios	Tatuus F4 T014 Abarth	225,0
25	17	BIZZOTTO Leonardo	Tatuus F4 T014 Abarth	223,1
26	5	CAPIETTO Maceo	Tatuus F4 T014 Abarth	222,7
27	6	MONTOYA Sebastian	Tatuus F4 T014 Abarth	222,2
28	34	FLACK Marcos	Tatuus F4 T014 Abarth	220,4
29	10	DÜRKSEN Joshua	Tatuus F4 T014 Abarth	219,5
30	25	BEN Samir	Tatuus F4 T014 Abarth	213,9
31	27	GARCJARCE DAVILA Jorge	Tatuus F4 T014 Abarth	213,9
32	11	REVESZ Levente	Tatuus F4 T014 Abarth	210,9
33	88	AL QUBAIS I Hamda	Tatuus F4 T014 Abarth	209,7

**SEG. 1**

1	70	TRAMNITZ Tim	37.727
2	12	PATRESE Lorenzo	37.780
3	7	SMAL Kirill	37.921
4	13	DUFEK Joshua	37.939
5	99	ANTONELLI Kimi Andrea	37.968
6	20	LAURSEN Conrad	38.084
7	46	DE HAAN Robert	38.105
8	19	GRAY Oliver	38.122
9	87	BEARMAN Oliver	38.131
10	68	RAMOS REYNOSO Sa	38.139
11	69	LOMKO Vlad	38.338
12	73	ARMANNI Pietro	38.339
13	5	CAPIETTO Maceo	38.366
14	83	WEUG Maya	38.476
15	10	DÜRKSEN Joshua	38.655
16	84	SIMONAZZI Francesco	38.744
17	6	MONTOYA Sebastian	38.803
18	17	BIZZOTTO Leonardo	38.831
19	41	RIED Jonas	39.006
20	86	VALINT Bence	39.016
21	11	REVESZ Levente	39.029
22	27	GARCJARCE DAVILA J	39.052
23	77	PERINO Pedro	39.082
24	15	BEDRIN Nikita	39.156
25	79	MARKOGIANNIS Georg	39.371
26	88	AL QUBAIS I Hamda	39.379
27	23	ZUNIGA Erick	39.388
28	25	BEN Samir	39.394
29	24	WISNICKI Piotr	39.462
30	35	BAPTISTE Nicolas	39.534
31	37	SZTUKA Kacper	39.609
32	34	FLACK Marcos	39.625
33	33	MAZZOLA Rocco	39.868

**SEG. 2**

1	20	LAURSEN Conrad	39.436
2	5	CAPIETTO Maceo	40.483
3	12	PATRESE Lorenzo	40.797
4	10	DÜRKSEN Joshua	41.031
5	68	RAMOS REYNOSO Sa	41.067
6	99	ANTONELLI Kimi Andrea	41.158
7	87	BEARMAN Oliver	41.195
8	13	DUFEK Joshua	41.253
9	86	VALINT Bence	41.371
10	7	SMAL Kirill	41.444
11	70	TRAMNITZ Tim	41.482
12	69	LOMKO Vlad	41.507
13	15	BEDRIN Nikita	41.719
14	24	WISNICKI Piotr	41.725
15	6	MONTOYA Sebastian	41.779
16	77	PERINO Pedro	41.956
17	73	ARMANNI Pietro	41.960
18	35	BAPTISTE Nicolas	41.969
19	41	RIED Jonas	42.030
20	84	SIMONAZZI Francesco	42.085
21	19	GRAY Oliver	42.219
22	46	DE HAAN Robert	42.263
23	83	WEUG Maya	42.279
24	79	MARKOGIANNIS Georg	42.292
25	27	GARCJARCE DAVILA J	42.300
26	37	SZTUKA Kacper	42.600
27	33	MAZZOLA Rocco	42.647
28	17	BIZZOTTO Leonardo	42.688
29	25	BEN Samir	42.727
30	11	REVESZ Levente	42.919
31	34	FLACK Marcos	42.963
32	23	ZUNIGA Erick	43.005
33	88	AL QUBAIS I Hamda	43.039

**SEG. 3**

1	12	PATRESE Lorenzo	39.344
2	70	TRAMNITZ Tim	39.360
3	69	LOMKO Vlad	39.382
4	68	RAMOS REYNOSO Sa	39.400
5	7	SMAL Kirill	39.427
6	13	DUFEK Joshua	39.450
7	99	ANTONELLI Kimi Andrea	39.455
8	10	DÜRKSEN Joshua	39.489
9	5	CAPIETTO Maceo	39.542
10	87	BEARMAN Oliver	39.590
11	20	LAURSEN Conrad	39.674
12	19	GRAY Oliver	39.828
13	46	DE HAAN Robert	39.880
14	73	ARMANNI Pietro	40.008
15	6	MONTOYA Sebastian	40.079
16	84	SIMONAZZI Francesco	40.141
17	83	WEUG Maya	40.289
18	23	ZUNIGA Erick	40.614
19	86	VALINT Bence	40.633
20	88	AL QUBAIS I Hamda	40.650
21	77	PERINO Pedro	40.690
22	11	REVESZ Levente	40.715
23	37	SZTUKA Kacper	40.805
24	15	BEDRIN Nikita	40.806
25	17	BIZZOTTO Leonardo	40.824
26	34	FLACK Marcos	40.936
27	24	WISNICKI Piotr	40.959
28	27	GARCJARCE DAVILA J	41.019
29	79	MARKOGIANNIS Georg	41.039
30	25	BEN Samir	41.155
31	41	RIED Jonas	41.300
32	35	BAPTISTE Nicolas	41.318
33	33	MAZZOLA Rocco	41.998





**ACI Racing Weekend Monza 30-31 Ottobre 2021**  
**Italian F4 Championships by Abarth - Chronological Analysis Race 3**

Monza 5.793 m

Start at 10:13'39.975

1 / 5

5 M. CAPIETTO (1'58.522)							11 L. REVESZ (2'03.252)						
Lap	Seg.1	Seg.2	Seg.3	Lap Time	km/h	Local Time	Lap	Seg.1	Seg.2	Seg.3	Lap Time	km/h	Local Time
1		44.050	42.976	2'16.106	148,1	10:15'56.081	1		45.763	43.027	2'18.582	146,5	10:15'58.557
2	40.536	42.834	41.907	2'05.277	192,2	10:18'01.358	2	40.840	43.638	41.915	2'06.393	169,8	10:18'04.950
3	39.620	42.445	41.247	2'03.312	215,6	10:20'04.670	3	39.794	43.576	41.306	2'04.676	206,9	10:20'09.626
4	40.620	43.142	41.633	2'05.395	215,1	10:22'10.065	4	40.392	42.952	40.996	2'04.340	205,3	10:22'13.966
5	39.698	44.137	43.898	2'07.733	211,4	10:24'17.798	5	39.930	42.982	46.624	2'09.536	196,0	10:24'23.502
6	45.568	1'05.868	1'01.776	2'53.212	165,4	10:27'11.010	6	46.392	1'04.380	1'04.243	2'55.015	162,4	10:27'18.517
7	58.333	1'00.550	1'34.713	3'33.596	132,7	10:30'44.606	7	57.733	1'00.283	1'30.225	3'28.241	126,8	10:30'46.758
8	40.851	42.843	41.099	2'04.793	185,9	10:32'49.399	8	41.482	43.830	41.668	2'06.980	194,6	10:32'53.738
9	39.246	43.073	41.027	2'03.346	212,6	10:34'52.745	9	39.127	<b>42.919</b>	41.206	<b>2'03.252</b>	<b>210,9</b>	10:34'56.990
10	39.567	42.065	42.799	2'04.431	205,3	10:36'57.176	10	39.879	46.972	43.564	2'10.415	203,8	10:37'07.405
11	49.202	57.125	1'17.563	3'03.890	156,5	10:40'01.066	11	45.179	57.623	1'13.414	2'56.216	149,0	10:40'03.621
12	39.997	41.924	40.027	2'01.948	191,5	10:42'03.014	12	39.874	43.446	<b>40.715</b>	2'04.035	185,6	10:42'07.656
13	<b>38.366</b>	41.818	39.636	1'59.820	<b>222,7</b>	10:44'02.834	13	<b>39.029</b>	48.243	1'03.266	2'30.538P	198,2	10:44'38.194
14	38.497	<b>40.483</b>	<b>39.542</b>	<b>1'58.522</b>	218,6	10:46'01.356							Race Time 30'58.219
						Race Time 32'21.381							

6 S. MONTOYA (2'00.976)							12 L. PATRESE (1'58.929)						
Lap	Seg.1	Seg.2	Seg.3	Lap Time	km/h	Local Time	Lap	Seg.1	Seg.2	Seg.3	Lap Time	km/h	Local Time
1		45.448	41.996	2'13.407	157,4	10:15'53.382	1		43.587	42.037	2'08.088	187,5	10:15'48.063
2	39.761	<b>41.779</b>	40.279	2'01.819	208,5	10:17'55.201	2	40.486	42.793	40.542	2'03.821	193,9	10:17'51.884
3	39.087	42.772	<b>40.079</b>	2'01.938	220,0	10:19'57.139	3	39.564	42.383	40.221	2'02.168	205,3	10:19'54.052
4	<b>38.803</b>	42.043	40.130	<b>2'00.976</b>	216,4	10:21'58.115	4	39.044	<b>40.797</b>	40.168	2'00.009	221,8	10:21'54.061
5	39.190	43.337	41.875	2'04.402	<b>222,2</b>	10:24'02.517	5	38.657	43.523	40.947	2'03.127	207,3	10:23'57.188
						Race Time 10'22.542	6	55.542	1'06.009	1'02.240	3'03.791	147,5	10:27'00.979
							7	57.947	1'00.507	1'40.796	3'39.250	163,1	10:30'40.229
							8	39.471	43.634	40.339	2'03.444	208,9	10:32'43.673
							9	38.842	42.281	39.988	2'01.111	224,1	10:34'44.784
							10	38.357	43.808	45.014	2'07.179	226,9	10:36'51.963
							11	48.708	57.046	1'20.804	3'06.558	190,1	10:39'58.521
							12	38.886	42.109	39.596	2'00.591	204,5	10:41'59.112
							13	38.262	41.535	<b>39.344</b>	1'59.141	236,3	10:43'58.253
							14	<b>37.780</b>	41.654	39.495	<b>1'58.929</b>	<b>236,8</b>	10:45'57.182
													Race Time 32'17.207

7 K. SMAL (1'58.792)							13 J. DUFEK (1'58.642)						
Lap	Seg.1	Seg.2	Seg.3	Lap Time	km/h	Local Time	Lap	Seg.1	Seg.2	Seg.3	Lap Time	km/h	Local Time
1		43.504	41.114	2'07.981	182,1	10:15'47.956	1		46.498	42.582	2'15.291	161,7	10:15'55.266
2	39.802	42.732	40.492	2'03.026	206,5	10:17'50.982	2	39.986	43.930	41.487	2'05.403	196,0	10:18'00.669
3	39.047	42.214	40.103	2'01.364	218,2	10:19'52.346	3	39.507	43.184	40.914	2'03.605	211,4	10:20'04.274
4	38.794	41.879	40.129	2'00.802	217,3	10:21'53.148	4	39.312	44.039	40.471	2'03.822	209,3	10:22'08.096
5	38.581	43.326	40.784	2'02.691	217,7	10:23'55.839	5	38.803	42.703	42.390	2'03.896	221,3	10:24'11.992
6	56.038	1'05.996	1'02.073	3'04.107	142,7	10:26'59.946	6	47.323	1'06.054	1'01.982	2'55.359	171,7	10:27'07.351
7	58.025	1'00.567	1'41.239	3'39.831	158,8	10:30'39.777	7	58.205	1'01.082	1'36.223	3'35.510	156,1	10:30'42.861
8	39.335	42.518	40.240	2'02.093	212,6	10:32'41.870	8	40.014	42.632	40.816	2'03.462	205,7	10:32'46.323
9	38.821	41.988	40.220	2'01.029	214,3	10:34'42.899	9	39.491	42.183	39.933	2'01.607	223,6	10:34'47.930
10	38.560	43.834	44.778	2'07.172	225,9	10:36'50.071	10	38.782	46.056	43.691	2'08.529	221,8	10:36'56.459
11	48.885	56.792	1'22.104	3'07.781	170,6	10:39'57.852	11	49.035	57.144	1'18.016	3'04.195	183,7	10:40'00.654
12	38.667	41.752	39.746	2'00.165	214,3	10:41'58.017	12	39.336	42.399	39.909	2'01.644	211,8	10:42'02.298
13	38.348	41.466	39.578	1'59.392	221,3	10:43'57.409	13	38.327	41.541	39.742	1'59.610	235,8	10:44'01.908
14	<b>37.921</b>	<b>41.444</b>	<b>39.427</b>	<b>1'58.792</b>	<b>235,8</b>	10:45'56.201	14	<b>37.939</b>	<b>41.253</b>	<b>39.450</b>	<b>1'58.642</b>	<b>237,9</b>	10:46'00.550
						Race Time 32'16.226							Race Time 32'20.575

10 J. DÜRKSEN (1'59.175)							15 N. BEDRIN (2'02.234)						
Lap	Seg.1	Seg.2	Seg.3	Lap Time	km/h	Local Time	Lap	Seg.1	Seg.2	Seg.3	Lap Time	km/h	Local Time
1		45.214	41.981	2'12.888	173,9	10:15'52.863	1		46.427	42.556	2'15.357	165,4	10:15'55.332
2	39.780	41.684	40.718	2'02.182	203,4	10:17'55.045	2	39.758	43.008	41.500	2'04.266	219,1	10:17'59.598
3	39.588	42.928	40.167	2'02.683	209,7	10:19'57.728	3	39.923	44.046	41.505	2'05.474	215,1	10:20'05.072
4	38.920	41.821	40.029	2'00.770	199,6	10:21'58.498	4	40.112	43.783	41.517	2'05.412	218,6	10:22'10.484
5	39.767	43.782	41.408	2'04.957	203,8	10:24'03.455	5	39.955	43.582	43.552	2'07.089	204,9	10:24'17.573
6	52.214	1'06.167	1'02.247	3'00.628	187,8	10:27'04.083	6	45.485	1'05.829	1'01.790	2'53.104	178,2	10:27'10.677
7	57.981	1'00.619	1'38.665	3'37.265	146,5	10:30'41.348	7	58.288	1'00.439	1'34.404	3'33.131	147,3	10:30'43.808
8	39.750	42.713	40.514	2'02.977	194,6	10:32'44.325	8	56.034	43.127	40.933	2'20.094	203,4	10:33'03.902
9	39.413	41.909	40.166	2'01.488	200,0	10:34'45.813	9	<b>39.156</b>	41.798	41.619	2'02.573	231,8	10:35'06.475
10	38.826	43.813	44.787	2'07.426	204,2	10:36'53.239							
11	49.051	57.461	1'19.424	3'05.936	165,4	10:39'59.175							
12	39.218	41.948	39.638	2'00.804	190,8	10:41'59.979							
13	38.681	41.397	39.546	1'59.624	<b>219,5</b>	10:43'59.603							
14	<b>38.655</b>	<b>41.031</b>	<b>39.489</b>	<b>1'59.175</b>	208,9	10:45'58.778							
						Race Time 32'18.803							

31/10/2021

P = Pits In/Out - C = Lap Time Cancelled



Powered by FICr PERUGIA TIMING





**ACI Racing Weekend Monza 30-31 Ottobre 2021**  
**Italian F4 Championshis by Abarth - Chronological Analysis Race 3**

Monza 5.793 m

Start at 10:13'39.975

2 / 5

10	40.702	46.334	42.502	2'09.538	218,6	10:37'16.013	3	39.822	<b>43.005</b>	40.789	<b>2'03.616</b>	211,8	10:20'03.090
11	43.776	54.839	1'11.679	2'50.294	174,5	10:40'06.307	4	40.543	43.623	<b>40.614</b>	2'04.780	<b>231,8</b>	10:22'07.870
12	39.907	42.530	<b>40.806</b>	2'03.243	197,8	10:42'09.550							Race Time 8'27.895
13	39.537	<b>41.719</b>	40.978	<b>2'02.234</b>	224,5	10:44'11.784							
14	39.587	42.011	41.248	2'02.846	<b>232,3</b>	10:46'14.630							
							Race Time 32'34.655 + 5.000Pen						

**24 P. WISNICKI (2'03.254)**

Lap	Seg.1	Seg.2	Seg.3	Lap Time	km/h	Local Time
1		45.299	41.881	2'13.910	158,6	10:15'53.885
2	40.488	42.543	41.171	2'04.202	194,6	10:17'58.087
3	40.377	42.283	41.971	2'04.631	212,2	10:20'02.718
4	40.012	<b>41.725</b>	41.815	<b>2'03.552</b>	<b>225,0</b>	10:22'06.270
5	40.123	42.770	42.063	2'04.956	220,0	10:24'11.226
6	47.132	1'06.269	1'01.719	2'55.120	166,2	10:27'06.346
7	58.497	1'01.080	1'36.835	3'36.412	155,4	10:30'42.758
8	57.320	43.086	41.322	2'21.728	194,6	10:33'04.486
9	39.754	42.436	42.808	2'04.998	213,9	10:35'09.484
10	47.877	43.678	41.756	2'13.311	210,9	10:37'22.795
11	40.860	52.915	1'10.564	2'44.339	200,7	10:40'07.134
12	39.900	42.395	<b>40.959</b>	<b>2'03.254</b>	210,9	10:42'10.388
13	39.885	43.894	41.578	2'05.357	209,7	10:44'15.745
14	<b>39.462</b>	42.878	41.674	2'04.014	223,1	10:46'19.759
						Race Time 32'39.784

**17 L. BIZZOTTO (2'02.343)**

Lap	Seg.1	Seg.2	Seg.3	Lap Time	km/h	Local Time
1		45.416	42.294	4'05.683	162,4	10:17'45.658
2	1'06.223	44.202	41.438	2'31.863	195,7	10:20'17.521
3	41.098	43.767	41.744	2'06.609	180,9	10:22'24.130
4	40.833	43.579	44.537	2'08.949	184,9	10:24'33.079
5	44.417	1'07.269	1'02.186	2'53.872	156,3	10:27'26.951
6	56.580	1'01.414	1'25.120	3'23.114	135,7	10:30'50.065
7	43.345	43.814	42.711	2'09.870	156,3	10:32'59.935
8	40.362	42.940	41.582	2'04.884	209,3	10:35'04.819
9	41.738	44.048	44.563	2'10.349	176,5	10:37'15.168
10	43.607	54.878	1'12.181	2'50.666	179,7	10:40'05.834
11	41.151	43.886	45.380	2'10.417	178,2	10:42'16.251
12	39.409	43.253	41.366	2'04.028	<b>223,1</b>	10:44'20.279
13	<b>38.831</b>	<b>42.688</b>	<b>40.824</b>	<b>2'02.343</b>	218,6	10:46'22.622
						Race Time 32'42.647

**19 O. GRAY (2'00.169)**

Lap	Seg.1	Seg.2	Seg.3	Lap Time	km/h	Local Time
1		44.619	43.049	2'17.867	150,0	10:15'57.842
2	40.213	43.771	41.341	2'05.325	188,2	10:18'03.167
3	39.475	43.000	40.979	2'03.454	193,9	10:20'06.621
4	39.189	43.854	41.574	2'04.617	204,5	10:22'11.238
5	39.635	43.512	45.116	2'08.263	199,3	10:24'19.501
6	45.895	1'05.132	1'03.359	2'54.386	190,1	10:27'13.887
7	57.539	1'00.413	1'33.391	3'31.343	141,7	10:30'45.230
8	41.440	43.080	41.168	2'05.688	177,0	10:32'50.918
9	39.191	45.055	40.591	2'04.837	217,7	10:34'55.755
10	38.911	46.964	43.904	2'09.779	<b>228,8</b>	10:37'05.534
11	45.142	57.494	1'14.497	2'57.133	166,4	10:40'02.667
12	40.256	42.723	40.550	2'03.529	192,2	10:42'06.196
13	38.181	42.372	40.653	2'01.206	223,6	10:44'07.402
14	<b>38.122</b>	<b>42.219</b>	<b>39.828</b>	<b>2'00.169</b>	224,5	10:46'07.571
						Race Time 32'27.596

**20 C. LAURSEN (1'57.194)**

Lap	Seg.1	Seg.2	Seg.3	Lap Time	km/h	Local Time
1		43.465	41.862	2'10.303	172,0	10:15'50.278
2	40.084	42.288	40.976	2'03.348	189,5	10:17'53.626
3	39.293	41.896	40.371	2'01.560	200,0	10:19'55.186
4	39.199	42.245	40.621	2'02.065	219,5	10:21'57.251
5	38.705	43.377	45.476	2'07.558	228,8	10:24'04.809
6	51.582	1'06.241	1'02.110	2'59.933	169,0	10:27'04.742
7	57.925	1'00.972	1'38.407	3'37.304	154,5	10:30'42.046
8	40.033	42.552	41.034	2'03.619	201,5	10:32'45.665
9	39.368	42.055	40.419	2'01.842	208,9	10:34'47.507
10	38.619	45.811	43.662	2'08.092	226,9	10:36'55.599
11	49.115	57.146	1'18.707	3'04.968	163,1	10:40'00.567
12	39.883	1'09.287	40.035	2'29.205	196,0	10:42'29.772
13	38.485	39.930	40.774	1'59.189	<b>236,8</b>	10:44'28.961
14	<b>38.084</b>	<b>39.436</b>	<b>39.674</b>	<b>1'57.194</b>	235,8	10:46'26.155
						Race Time 32'46.180

**23 E. ZUNIGA (2'03.616)**

Lap	Seg.1	Seg.2	Seg.3	Lap Time	km/h	Local Time
1		45.310	42.680	2'13.436	170,3	10:15'53.411
2	41.264	43.586	41.213	2'06.063	184,6	10:17'59.474

**25 S. BEN (2'03.324)**

Lap	Seg.1	Seg.2	Seg.3	Lap Time	km/h	Local Time
1		46.132	44.018	2'22.017	150,4	10:16'01.992
2	41.298	43.858	42.715	2'07.871	179,7	10:18'09.863
3	40.917	43.568	41.710	2'06.195	183,4	10:20'16.058
4	40.207	43.820	42.163	2'06.190	198,2	10:22'22.248
5	40.407	43.733	43.293	2'07.433	191,5	10:24'29.681
6	44.836	1'04.320	1'03.598	2'52.754	163,6	10:27'22.435
7	56.902	1'00.976	1'27.607	3'25.485	157,7	10:30'47.920
8	42.958	43.421	<b>41.155</b>	2'07.534	190,1	10:32'55.454
9	39.552	42.890	1'28.187	2'50.629	204,2	10:35'46.083
10	41.497	44.090	42.432	2'08.019	183,7	10:37'54.102
11	40.284	44.257	49.350	2'13.891	198,2	10:40'07.993
12	40.778	43.155	41.833	2'05.766	175,3	10:42'13.759
13	<b>39.394</b>	42.791	41.822	2'04.007	<b>213,9</b>	10:44'17.766
14	39.429	<b>42.727</b>	41.168	<b>2'03.324</b>	196,0	10:46'21.090
						Race Time 32'41.115

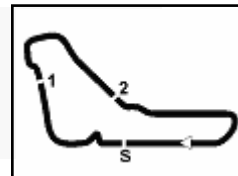
**27 J. GARCJARCE DAVILA (2'02.371)**

Lap	Seg.1	Seg.2	Seg.3	Lap Time	km/h	Local Time
1		46.316	45.061	2'21.392	152,1	10:16'01.367
2	41.560	43.505	43.135	2'08.200	178,8	10:18'09.567
3	40.622	44.448	42.229	2'07.299	193,2	10:20'16.866
4	40.660	43.672	42.720	2'07.052	194,9	10:22'23.918
5	40.244	43.994	43.606	2'07.844	211,8	10:24'31.762
6	44.490	1'03.329	1'03.521	2'51.340	157,9	10:27'23.102
7	56.727	1'01.270	1'27.389	3'25.386	155,4	10:30'48.488
8	43.594	44.210	43.771	2'11.575	183,4	10:33'00.063
9	41.993	44.287	42.761	2'09.041	204,5	10:35'09.104
10	49.380	45.204	43.120	2'17.704	194,2	10:37'26.808
11	41.278	48.998	1'10.400	2'40.676	<b>213,9</b>	10:40'07.484
12	40.502	43.144	41.857	2'05.503	184,6	10:42'12.987
13	39.628	42.770	41.913	2'04.311	207,3	10:44'17.298
14	<b>39.052</b>	<b>42.300</b>	<b>41.019</b>	<b>2'02.371</b>	213,4	10:46'19.669
						Race Time 32'39.694

**33 R. MAZZOLA (2'04.513)**

Lap	Seg.1	Seg.2	Seg.3	Lap Time	km/h	Local Time
1		45.980	45.031	2'23.195	144,6	10:16'03.170
2	41.987	45.333	44.087	2'11.407	170,6	10:18'14.577
3	40.911	44.282	43.773	2'08.966	193,9	10:20'23.543
4	40.922	43.909	43.434	2'08.265	202,2	10:22'31.808

31/10/2021 P = Pits In/Out - C = Lap Time Cancelled



**ACI Racing Weekend Monza 30-31 Ottobre 2021**  
**Italian F4 Championships by Abarth - Chronological Analysis Race 3**

Monza 5.793 m

Start at 10:13'39.975

3 / 5

5	40.290	43.930	44.489	2'08.709	210,9	10:24'40.517
6	41.949	59.273	1'03.490	2'44.712	182,4	10:27'25.229
7	56.363	1'01.625	1'26.685	3'24.673	151,5	10:30'49.902
8	42.476	43.934	43.323	2'09.733	172,0	10:32'59.635
9	41.491	43.135	43.140	2'07.766	<b>231,8</b>	10:35'07.401
10	40.995	45.752	43.972	2'10.719	198,9	10:37'18.120
11	42.173	55.366	1'11.394	2'48.933	185,2	10:40'07.053
12	40.692	43.157	42.685	2'06.534	191,8	10:42'13.587
13	40.334	42.752	42.095	2'05.181	192,9	10:44'18.768
14	<b>39.868</b>	<b>42.647</b>	<b>41.998</b>	<b>2'04.513</b>	201,1	10:46'23.281
Race Time 32'43.306						

41 J. RIED (2'02.641)						
Lap	Seg.1	Seg.2	Seg.3	Lap Time	km/h	Local Time
1		45.798	44.074	2'20.931	140,4	10:16'00.906
2	40.290	43.317	42.258	2'05.865	205,7	10:18'06.771
3	39.945	42.643	41.906	2'04.494	208,9	10:20'11.265
4	39.705	42.665	42.532	2'04.902	229,8	10:22'16.167
5	39.585	43.142	46.683	2'09.410	218,2	10:24'25.577
6	46.032	1'05.041	1'03.705	2'54.778	167,7	10:27'20.355
7	57.615	1'00.767	1'28.766	3'27.148	143,8	10:30'47.503
8	41.114	43.718	42.313	2'07.145	201,1	10:32'54.648
9	39.769	43.234	44.384	2'07.387	206,5	10:35'02.035
10	40.370	44.926	43.640	2'08.936	216,9	10:37'10.971
11	43.048	57.028	1'13.304	2'53.380	168,0	10:40'04.351
12	39.990	42.967	41.653	2'04.610	199,3	10:42'08.961
13	<b>39.006</b>	42.335	<b>41.300</b>	<b>2'02.641</b>	<b>230,8</b>	10:44'11.602
14	39.604	<b>42.030</b>	41.583	2'03.217	228,8	10:46'14.819
Race Time 32'34.844						

34 M. FLACK (2'03.668)						
Lap	Seg.1	Seg.2	Seg.3	Lap Time	km/h	Local Time
1		46.123	44.367	2'21.958	143,8	10:16'01.933
2	42.491	45.304	43.674	2'11.469	179,7	10:18'13.402
3	41.302	<b>42.963</b>	42.502	2'06.767	192,5	10:20'20.169
4	41.354	43.719	42.647	2'07.720	183,4	10:22'27.889
5	40.776	43.151	44.077	2'08.004	<b>220,4</b>	10:24'35.893
6	42.923	1'01.304	1'03.543	2'47.770	180,3	10:27'23.663
7	56.707	1'01.233	1'27.160	3'25.100	150,8	10:30'48.763
8	42.226	44.302	41.497	2'08.025	185,9	10:32'56.788
9	39.901	45.643	42.008	2'07.552	197,4	10:35'04.340
10	40.357	45.261	44.422	2'10.040	192,2	10:37'14.380
11	42.927	55.208	1'12.961	2'51.096	167,2	10:40'05.476
12	40.073	43.817	41.491	2'05.381	200,0	10:42'10.857
13	39.903	43.146	41.482	2'04.531	201,5	10:44'15.388
14	<b>39.625</b>	43.107	<b>40.936</b>	<b>2'03.668</b>	209,3	10:46'19.056
Race Time 32'39.081						

46 R. DE HAAN (2'00.424)						
Lap	Seg.1	Seg.2	Seg.3	Lap Time	km/h	Local Time
1		45.160	43.085	2'17.239	152,1	10:15'57.214
2	40.722	42.936	41.451	2'05.109	188,8	10:18'02.323
3	39.960	43.319	41.456	2'04.735	200,4	10:20'07.058
4	39.282	43.242	42.276	2'04.800	196,0	10:22'11.858
5	39.287	44.687	46.054	2'10.028	195,3	10:24'21.886
6	45.070	1'05.670	1'03.804	2'54.544	163,9	10:27'16.430
7	57.462	1'00.839	1'31.519	3'29.820	148,8	10:30'46.250
8	41.559	43.886	41.384	2'06.829	195,3	10:32'53.079
9	39.040	43.130	41.249	2'03.419	<b>230,3</b>	10:34'56.498
10	38.789	47.094	43.922	2'09.805	212,2	10:37'06.303
11	45.513	57.502	1'13.872	2'56.887	160,5	10:40'03.190
12	40.026	42.867	40.683	2'03.576	193,2	10:42'06.766
13	<b>38.105</b>	42.594	40.093	2'00.792	227,8	10:44'07.558
14	38.281	<b>42.263</b>	<b>39.880</b>	<b>2'00.424</b>	228,3	10:46'07.982
Race Time 32'28.007						

35 N. BAPTISTE (2'03.673)						
Lap	Seg.1	Seg.2	Seg.3	Lap Time	km/h	Local Time
1		46.692	43.620	2'21.144	153,6	10:16'01.119
2	41.249	43.117	42.758	2'07.124	197,1	10:18'08.243
3	40.669	43.249	41.861	2'05.779	200,7	10:20'14.022
4	40.232	<b>41.969</b>	42.381	2'04.582	215,6	10:22'18.604
5	40.151	43.589	44.582	2'08.322	198,2	10:24'26.926
6	46.556	1'04.698	1'03.293	2'54.547	168,8	10:27'21.473
7	57.034	1'01.225	1'28.121	3'26.380	149,2	10:30'47.853
8	43.427	43.550	<b>41.318</b>	2'08.295	186,5	10:32'56.148
9	39.628	42.721	43.910	2'06.259	205,7	10:35'02.407
10	40.551	45.056	45.227	2'10.834	201,1	10:37'13.241
11	42.834	55.664	1'13.132	2'51.630	166,2	10:40'04.871
12	40.242	42.528	41.697	2'04.467	209,3	10:42'09.338
13	<b>39.534</b>	42.752	41.387	<b>2'03.673</b>	217,7	10:44'13.011
14	39.581	42.293	41.861	2'03.735	<b>229,8</b>	10:46'16.746
Race Time 32'36.771						

68 S. RAMOS REYNOSO (1'58.953)						
Lap	Seg.1	Seg.2	Seg.3	Lap Time	km/h	Local Time
1		44.996	41.801	2'12.388	175,6	10:15'52.363
2	39.004	42.134	40.747	2'01.885	220,9	10:17'54.248
3	39.325	42.000	40.284	2'01.609	222,7	10:19'55.857
4	38.622	42.667	40.726	2'02.015	229,8	10:21'57.872
5	39.471	43.971	41.714	2'05.156	227,8	10:24'03.028
6	52.001	1'05.626	1'02.643	3'00.270	190,5	10:27'03.298
7	58.032	1'00.326	1'39.649	3'38.007	149,6	10:30'41.305
8	41.519	43.278	40.595	2'05.392	203,0	10:32'46.697
9	39.166	42.634	39.956	2'01.756	211,8	10:34'48.453
10	38.779	45.964	43.715	2'08.458	225,9	10:36'56.911
11	49.070	57.130	1'17.841	3'04.041	164,4	10:40'00.952
12	40.139	42.938	39.687	2'02.764	212,6	10:42'03.716
13	<b>38.139</b>	41.793	39.550	1'59.482	<b>236,8</b>	10:44'03.198
14	38.486	<b>41.067</b>	<b>39.400</b>	<b>1'58.953</b>	225,5	10:46'02.151
Race Time 32'22.176						

37 K. SZTUKA (2'03.657)						
Lap	Seg.1	Seg.2	Seg.3	Lap Time	km/h	Local Time
1		45.885	43.171	2'16.053	162,4	10:15'56.028
2	40.839	43.055	41.549	2'05.443	191,8	10:18'01.471
3	40.634	<b>42.600</b>	<b>40.805</b>	2'04.039	<b>225,0</b>	10:20'05.510
4	40.100	43.842	41.024	2'04.966	199,6	10:22'10.476
5	39.720	43.791	44.692	2'08.203	206,1	10:24'18.679
6	45.970	1'05.234	1'02.639	2'53.843	177,3	10:27'12.522
7	58.019	1'00.944	1'33.487	3'32.450	129,8	10:30'44.972
8	40.809	42.916	40.932	2'04.657	178,8	10:32'49.629
9	39.714	42.694	41.249	<b>2'03.657</b>	211,8	10:34'53.286
10	<b>39.609</b>	43.399	42.591	2'05.599	205,3	10:36'58.885
11	48.308	57.343	1'16.701	3'02.352	168,0	10:40'01.237
12	40.510	43.701	58.598	2'22.809P	207,7	10:42'24.046
13				3'38.097P		10:46'02.143
Race Time 32'22.168						

69 V. LOMKO (1'59.391)						
Lap	Seg.1	Seg.2	Seg.3	Lap Time	km/h	Local Time
1		44.929	42.065	2'12.073	183,4	10:15'52.048
2	39.895	41.796	40.593	2'02.284	199,3	10:17'54.332
3	39.816	42.039	39.970	2'01.825	220,4	10:19'56.157
4	39.351	41.946	40.415	2'01.712	223,1	10:21'57.869
5	40.556	49.090	41.274	2'10.920	203,8	10:24'08.789
6	48.470	1'06.661	1'01.827	2'56.958	175,0	10:27'05.747
7	58.437	1'01.068	1'37.003	3'36.508	149,4	10:30'42.255
8	40.019	42.774	40.830	2'03.623	187,2	10:32'45.878

31/10/2021

P = Pits In/Out - C = Lap Time Cancelled

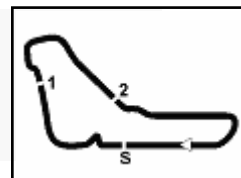


Powered by FICR PERUGIA TIMING









**ACI Racing Weekend Monza 30-31 Ottobre 2021**  
**Italian F4 Championship by Abarth - Chronological Analysis Race 3**

Start at 10:13'39.975

11	39.802	44.093	41.459	2'05.354	192,9	10:40'25.169
12	39.280	43.881	40.926	2'04.087	<b>225,0</b>	10:42'29.256
13	39.147	43.084	41.115	2'03.346	220,0	10:44'32.602
14	<b>39.016</b>	42.963	<b>40.633</b>	<b>2'02.612</b>	<b>225,0</b>	10:46'35.214
Race Time 32'55.239						

**87 O. BEARMAN (1'58.916)**

Lap	Seg.1	Seg.2	Seg.3	Lap Time	km/h	Local Time
1		43.495	40.714	2'07.206	189,1	10:15'47.181
2	39.378	42.313	40.686	2'02.377	219,5	10:17'49.558
3	39.032	41.879	40.489	2'01.400	222,2	10:19'50.958
4	38.821	41.510	40.538	2'00.869	227,8	10:21'51.827
5	38.700	42.871	40.918	2'02.489	229,8	10:23'54.316
6	56.975	1'06.295	1'01.234	3'04.504	138,3	10:26'58.820
7	58.676	1'00.401	1'41.203	3'40.280	161,2	10:30'39.100
8	39.295	42.038	40.229	2'01.562	223,1	10:32'40.662
9	38.840	41.392	40.048	2'00.280	229,3	10:34'40.942
10	38.884	43.703	44.977	2'07.564	227,8	10:36'48.506
11	49.746	56.388	1'22.557	3'08.691	121,8	10:39'57.197
12	38.701	41.478	39.864	2'00.043	223,6	10:41'57.240
13	38.576	41.214	39.654	1'59.444	225,5	10:43'56.684
14	<b>38.131</b>	<b>41.195</b>	<b>39.590</b>	<b>1'58.916</b>	<b>232,3</b>	10:45'55.600
Race Time 32'15.625						

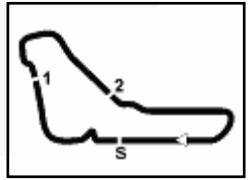
**88 H. AL QUBAIS (2'04.151)**

Lap	Seg.1	Seg.2	Seg.3	Lap Time	km/h	Local Time
1		44.998	43.423	2'13.344	169,0	10:15'53.319
2	40.743	43.219	41.754	2'05.716	187,8	10:17'59.035
3	40.108	43.673	41.564	2'05.345	207,3	10:20'04.380
4	40.027	43.355	41.584	2'04.966	198,5	10:22'09.346
5	39.412	43.767	42.959	2'06.138	<b>209,7</b>	10:24'15.484
6	45.510	1'05.363	1'02.110	2'52.983	163,9	10:27'08.467
7	58.310	1'00.629	1'36.011	3'34.950	144,8	10:30'43.417
8	41.331	<b>43.039</b>	41.056	2'05.426	201,1	10:32'48.843
9	39.794	43.251	41.106	<b>2'04.151</b>	206,5	10:34'52.994
10	41.583	45.416	44.823	2'11.822	191,2	10:37'04.816
11	45.118	57.600	1'14.925	2'57.643	168,5	10:40'02.459
12	40.902	43.137	<b>40.650</b>	2'04.689	192,2	10:42'07.148
13	<b>39.379</b>	59.399	54.158	2'32.936P	207,3	10:44'40.084
Race Time 31'00.109						

**99 K. ANTONELLI (1'58.599)**

Lap	Seg.1	Seg.2	Seg.3	Lap Time	km/h	Local Time
1		43.813	41.581	2'08.070	174,5	10:15'48.045
2	39.870	42.725	40.599	2'03.194	204,9	10:17'51.239
3	38.912	42.283	39.979	2'01.174	213,0	10:19'52.413
4	38.981	42.144	39.986	2'01.111	204,2	10:21'53.524
5	38.501	43.720	42.123	2'04.344	206,9	10:23'57.868
6	55.436	1'06.239	1'02.311	3'03.986	141,0	10:27'01.854
7	58.200	1'00.177	1'40.393	3'38.770	155,4	10:30'40.624
8	39.184	43.226	40.348	2'02.758	201,9	10:32'43.382
9	38.697	41.606	40.204	2'00.507	<b>230,3</b>	10:34'43.889
10	38.299	44.084	44.626	2'07.009	223,6	10:36'50.898
11	48.764	56.823	1'21.649	3'07.236	169,3	10:39'58.134
12	38.759	42.099	39.641	2'00.499	203,0	10:41'58.633
13	38.207	41.445	<b>39.455</b>	1'59.107	225,5	10:43'57.740
14	<b>37.968</b>	<b>41.158</b>	39.473	<b>1'58.599</b>	226,9	10:45'56.339
Race Time 32'16.364						

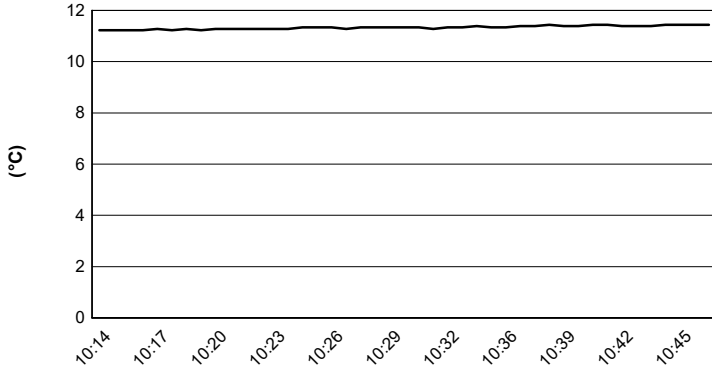




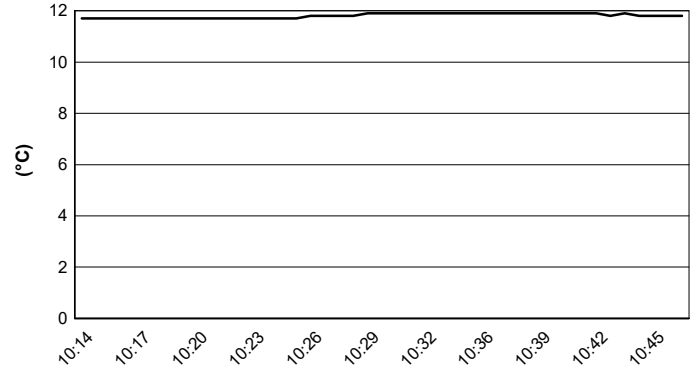
Monza 5.793 m

ACI Racing Weekend Monza 30-31 Ottobre 2021  
Italian F4 Championship by Abarth - Weather Report Race 3  
Session started 10:14 - Session ended 10:47

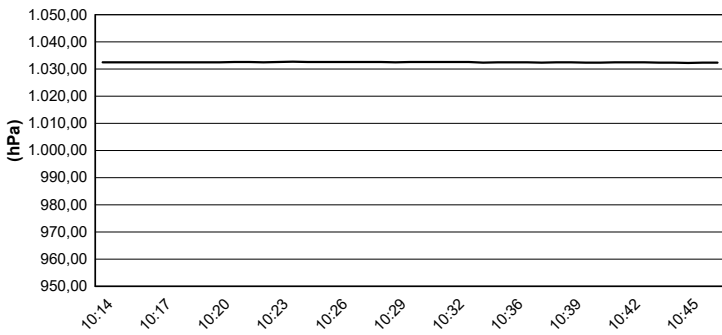
Air Temperature



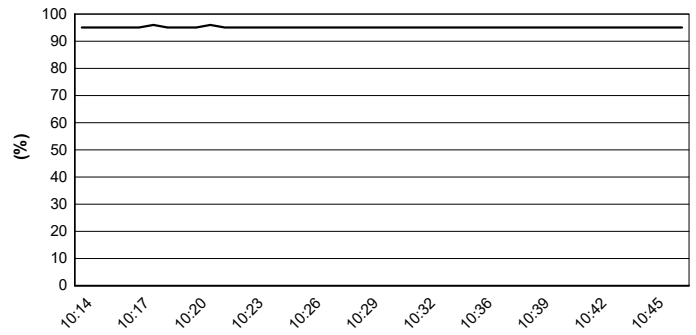
Track Temperature



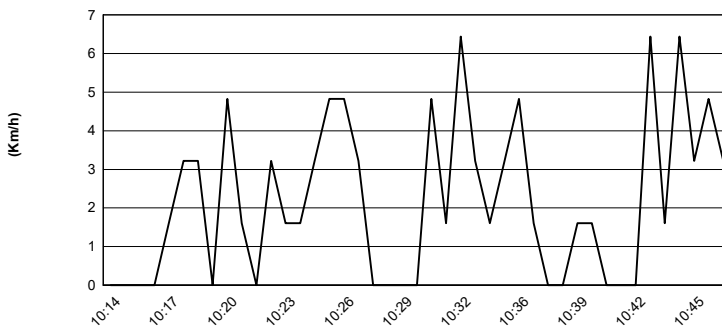
Air Pressure



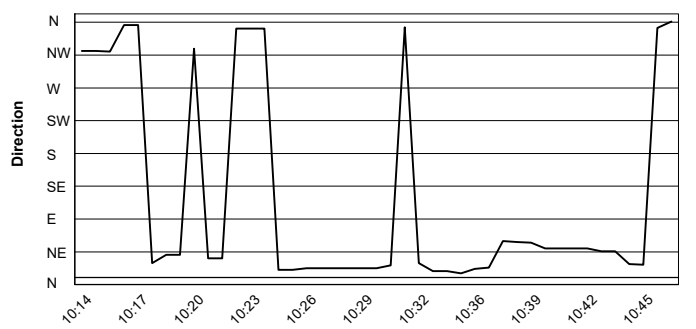
Humidity



Wind Speed

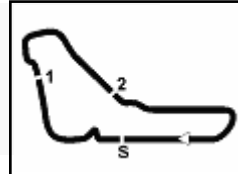


Wind Direction



31/10/2021





ACI Racing Weekend Monza 30-31 Ottobre 2021

Italian F4 Championship by Abarth - Starting Grid Race 3 (Duration: 30' +1 Lap)

33	MAZZOLA R. Tatuus F4 T0	1'55.267	35	BAPTISTE N. Tatuus F4 T0	1'55.199	17
25	BEN S. Tatuus F4 T0	1'54.911	41	RIED J. Tatuus F4 T0	1'54.873	16
17	BIZZOTTO L. Tatuus F4 T0	1'54.847	79	MARKOGIANNIS G. Tatuus F4 T0	1'54.819	15
83	WEUG M. Tatuus F4 T0	1'54.637	11	REVESZ L. Tatuus F4 T0	1'54.515	14
19	GRAY O. Tatuus F4 T0	1'54.430	27	GARCJARCE DAVILA Tatuus F4 T0	1'54.416	13
34	FLACK M. Tatuus F4 T0	1'54.411	5	CAPIETTO M. Tatuus F4 T0	1'54.272	12
86	VALINT B. Tatuus F4 T0	1'54.241	46	DE HAAN R. Tatuus F4 T0	1'54.239	11
77	PERINO P. Tatuus F4 T0	1'54.227	84	SIMONAZZI F. Tatuus F4 T0	1'54.204	10
73	ARMANNI P. Tatuus F4 T0	1'54.138	15	BEDRIN N. Tatuus F4 T0	1'54.131	9
13	DUFEK J. Tatuus F4 T0	1'53.889	37	SZTUKA K. Tatuus F4 T0	1'53.784	8
24	WISNICKI P. Tatuus F4 T0	1'53.715	10	DÜRKSEN J. Tatuus F4 T0	1'53.676	7
68	RAMOS REYNOSO S. Tatuus F4 T0	1'53.570	23	ZUNIGA E. Tatuus F4 T0	1'53.567	6
20	LAURSEN C. Tatuus F4 T0	1'53.551	6	MONTOYA S. Tatuus F4 T0	1'53.535	5
87	BEARMAN O. Tatuus F4 T0	1'53.498	69	LOMKO V. Tatuus F4 T0	1'53.364	4
88	AL QUBAISI H. Tatuus F4 T0	1'53.362	7	SMAL K. Tatuus F4 T0	1'53.302	3
70	TRAMNITZ T. Tatuus F4 T0	1'53.231	72	FORNAROLI L. Tatuus F4 T0	1'53.025	2
99	ANTONELLI K. Tatuus F4 T0	1'52.954	12	PATRESE L. Tatuus F4 T0	1'52.870	1

