

Vallelunga Auto 4.085 m

ACI Racing Weekend Vallelunga 2-3 Luglio 2022

Italian F4 Championship - Result Race 1

Laps 19 = 77,615 km - Avg 143,332 km/h - Race Time 32'29.421

No.	Driver	Nat	Entrant	Team	Car	Class	Laps	Time	Gap	Rel.	Fastest Lap	
1	12 ANTONELLI Kimi Andrea	ITA	Prema Racing	Prema Racing	Tatuus F.4 T421	R	19	32'29.421		11	1'34.963	
2	88 CAMARA Rafael	BRA	Prema Racing	Prema Racing	Tatuus F.4 T421	R	19	32'31.605	2.184	2.184	9	1'35.069
3	13 WHARTON James Anthony	AUS	Prema Racing	Prema Racing	Tatuus F.4 T421	R	19	32'33.210	3.789	1.605	11	1'35.329
4	22 DUNNE Alexander	IRL	US Racing	US Racing	Tatuus F.4 T421		19	32'33.809	4.388	0.599	11	1'35.363
5	77 BARNARD Taylor	GBR	PHM Racing	PHM Racing	Tatuus F.4 T421		19	32'34.346	4.925	0.537	11	1'35.442
6	52 AMAND Marcus	FRA	US Racing	US Racing	Tatuus F.4 T421		19	32'35.077	5.656	0.731	11	1'35.495
7	37 SZTUKA Kacper	POL	US Racing	US Racing	Tatuus F.4 T421		19	32'35.787	6.366	0.710	10	1'35.651
8	20 LAURSEN Conrad	DEN	Prema Racing	Prema Racing	Tatuus F.4 T421		19	32'38.414	8.993	2.627	10	1'35.888
9	7 WURZ Charlie	AUT	Prema Racing	Prema Racing	Tatuus F.4 T421	R	19	32'39.015	9.594	0.601	11	1'35.419
10	34 STENSHORNE Martinus	NOR	Van Amersfoort Racing	Van Amersfoort Racing	Tatuus F.4 T421	R	19	32'39.427	10.006	0.412	11	1'35.781
11	15 BEDRIN Nikita		PHM Racing	PHM Racing	Tatuus F.4 T421		19	32'41.179	11.758	1.752	8	1'36.024
12	89 DOMINGUES Ivan Franco	POR	Iron Lynx	Iron Lynx	Tatuus F.4 T421	R	19	32'41.722	12.301	0.543	11	1'36.245
13	83 WEUG Maya	NLD	Iron Dames	Iron Dames	Tatuus F.4 T421		19	32'42.028	12.607	0.306	11	1'36.034
14	11 PERINO Pedro	MOZ	US Racing	US Racing	Tatuus F.4 T421		19	32'42.426	13.005	0.398	9	1'36.014
15	44 BOHRA Nikhil	USA	US Racing	US Racing	Tatuus F.4 T421	R	19	32'42.803	13.382	0.377	8	1'35.957
16	28 KLUSS Valentin	DEU	Jenzer Motorsport	Jenzer Motorsport	Tatuus F.4 T421	R	19	32'43.394	13.973	0.591	10	1'36.175
17	38 RINICELLA Valerio	ITA	AKM Motorsport	AKM Motorsport	Tatuus F.4 T421	R	19	32'44.353	14.932	0.959	10	1'36.508
18	9 SPINA Alfio Andrea	ITA	BWR Motorsport	BWR Motorsport	Tatuus F.4 T421	R	19	32'46.725	17.304	2.372	9	1'36.534
19	17 FITTIPALDI Emerson Jr.	BRA	Van Amersfoort Racing	Van Amersfoort Racing	Tatuus F.4 T421	R	19	32'46.896	17.475	0.171	11	1'36.719
20	96 CASTRO Jules	BEL	Van Amersfoort Racing	Van Amersfoort Racing	Tatuus F.4 T421	R	19	32'47.169	17.748	0.273	11	1'36.847
21	33 BADOER Brando	ITA	Van Amersfoort Racing	Van Amersfoort Racing	Tatuus F.4 T421	R	19	32'47.463	18.042	0.294	9	1'36.473
22	19 KARLSSON William	SWE	BVM Racing	BVM Racing	Tatuus F.4 T421	R	19	32'48.487	19.066	1.024	10	1'36.764
23	27 ISCHER Ethan	CHE	Jenzer Motorsport	Jenzer Motorsport	Tatuus F.4 T421	R	19	32'49.940	20.519	1.453	11	1'36.904
24	78 BLOKINA Viktoria		PHM Racing	PHM Racing	Tatuus F.4 T421	R	19	32'50.301	20.880	0.361	10	1'36.684
25	72 FITZGERALD Adam	IRL	R-ACE GP	R-ACE GP	Tatuus F.4 T421		19	32'51.134	21.713	0.833	11	1'36.886
26	18 HWARANG Kim	KOR	BVM Racing	BVM Racing	Tatuus F.4 T421	R	19	32'53.628	24.207	2.494	5	1'37.397
27	29 RISHAB Anandraj Jain	SGP	BWR Motorsport	BWR Motorsport	Tatuus F.4 T421	R	19	32'55.693	26.272	2.065	9	1'37.463
28	82 NETO Nelson	BRA	Cram Motorsport	Cram Motorsport	Tatuus F.4 T421	R	19	32'56.545	27.124	0.852	9	1'37.370
29	14 LUND Frederik	DEN	R-ACE GP	R-ACE GP	Tatuus F.4 T421	R	19	32'59.662	30.241	3.117	9	1'36.637
30	36 AKHMED Ismail	UZB	AKM Motorsport	AKM Motorsport	Tatuus F.4 T421	R	19	33'03.913	34.492	4.251	10	1'37.761
31	8 MASCHIO Giovanni	ITA	AS Motorsport	AS Motorsport	Tatuus F.4 T421	R	19	33'18.435	49.014	14.522	10	1'38.123
32	62 QUONDAMCARLO Manuel	ITA	AS Motorsport	AS Motorsport	Tatuus F.4 T421	R	18	32'56.034	1 Lap	1 Lap	10	1'36.986
33	21 FRASSINETI Andrea	ITA	Frassinetti Albano	Cars Racing	Tatuus F.4 T421	R	18	33'01.046	1 Lap	5.012	5	1'36.690
34P	81 MONTEIRO Nicholas	BRA	Cram Motorsport	Cram Motorsport	Tatuus F.4 T421	R	18	33'09.234	1 Lap	8.188	5	1'37.499
35	48 SPERANDIO Elia	CHE	Maffi Racing	Maffi Racing	Tatuus F.4 T421	R	17	29'33.910	2 Laps	1 Lap	10	1'36.943
----- Not Classified -----												
RET	79 MARKOGIANNIS Georgios	GRE	Cram Motorsport	Cram Motorsport	Tatuus F.4 T421		10	16'36.349	9 Laps		6	1'37.604
RET	41 RIED Jonas	DEU	PHM Racing	PHM Racing	Tatuus F.4 T421		2	5'30.273	17 Laps			

Starting: 37 Classified: 35 Not Classified: 0 Retired: 2 Not Started: 0

Fastest Lap N. 11 No. 12 Kimi Andrea Antonelli Time 1'34.963 Avg. 154,860 Km/h

Humidity:	18%	AIR	36°C
Condition:	DRY	Track	62°C

Penalty and Infringement

 16.57 **81 N. MONTEIRO**

Penalty time 10 sec. - Stewards decision n. 6

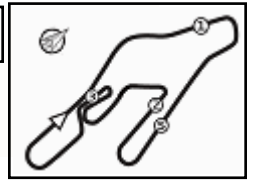
Clerk of the Course : Gianfranco Bonifacio

Race Director : Alessandro Ferrari

02/07/2022 Start 15:14 End 15:47

Powered by FICr PERUGIA TIMING





ACI Racing Weekend Vallelunga 2-3 Luglio 2022

Italian F4 Championship - Result by Class Race 1

Rookie

Laps 19 = 77,615 km - Avg 143,332 km/h - Race Time 32'29.421

No.	Driver	Nat	Entrant	Team	Car	Laps	Time	Gap	Rel.	Fastest Lap	
1	12 ANTONELLI Kimi Andrea	ITA	Prema Racing	Prema Racing	Tatuus F.4 T421	19	32'29.421		11	1'34.963	
2	88 CAMARA Rafael	BRA	Prema Racing	Prema Racing	Tatuus F.4 T421	19	32'31.605	2.184	2.184	9	1'35.069
3	13 WHARTON James Anthony	AUS	Prema Racing	Prema Racing	Tatuus F.4 T421	19	32'33.210	3.789	1.605	11	1'35.329
4	7 WURZ Charlie	AUT	Prema Racing	Prema Racing	Tatuus F.4 T421	19	32'39.015	9.594	5.805	11	1'35.419
5	34 STENSHORNE Martinus	NOR	Van Amersfoort Racing	Van Amersfoort Racing	Tatuus F.4 T421	19	32'39.427	10.006	0.412	11	1'35.781
6	89 DOMINGUES Ivan Franco	POR	Iron Lynx	Iron Lynx	Tatuus F.4 T421	19	32'41.722	12.301	2.295	11	1'36.245
7	44 BOHRA Nikhil	USA	US Racing	US Racing	Tatuus F.4 T421	19	32'42.803	13.382	1.081	8	1'35.957
8	28 KLUSS Valentin	DEU	Jenzer Motorsport	Jenzer Motorsport	Tatuus F.4 T421	19	32'43.394	13.973	0.591	10	1'36.175
9	38 RINICELLA Valerio	ITA	AKM Motorsport	AKM Motorsport	Tatuus F.4 T421	19	32'44.353	14.932	0.959	10	1'36.508
10	9 SPINA Alfio Andrea	ITA	BWR Motorsport	BWR Motorsport	Tatuus F.4 T421	19	32'46.725	17.304	2.372	9	1'36.534
11	17 FITTIPALDI Emerson Jr.	BRA	Van Amersfoort Racing	Van Amersfoort Racing	Tatuus F.4 T421	19	32'46.896	17.475	0.171	11	1'36.719
12	96 CASTRO Jules	BEL	Van Amersfoort Racing	Van Amersfoort Racing	Tatuus F.4 T421	19	32'47.169	17.748	0.273	11	1'36.847
13	33 BADOER Brando	ITA	Van Amersfoort Racing	Van Amersfoort Racing	Tatuus F.4 T421	19	32'47.463	18.042	0.294	9	1'36.473
14	19 KARLSSON William	SWE	BVM Racing	BVM Racing	Tatuus F.4 T421	19	32'48.487	19.066	1.024	10	1'36.764
15	27 ISCHER Ethan	CHE	Jenzer Motorsport	Jenzer Motorsport	Tatuus F.4 T421	19	32'49.940	20.519	1.453	11	1'36.904
16	78 BLOKINA Viktoria		PHM Racing	PHM Racing	Tatuus F.4 T421	19	32'50.301	20.880	0.361	10	1'36.684
17	18 HWARANG Kim	KOR	BVM Racing	BVM Racing	Tatuus F.4 T421	19	32'53.628	24.207	3.327	5	1'37.397
18	29 RISHAB Anandraj Jain	SGP	BWR Motorsport	BWR Motorsport	Tatuus F.4 T421	19	32'55.693	26.272	2.065	9	1'37.463
19	82 NETO Nelson	BRA	Cram Motorsport	Cram Motorsport	Tatuus F.4 T421	19	32'56.545	27.124	0.852	9	1'37.370
20	14 LUND Frederik	DEN	R-ACE GP	R-ACE GP	Tatuus F.4 T421	19	32'59.662	30.241	3.117	9	1'36.637
21	36 AKHMED Ismail	UZB	AKM Motorsport	AKM Motorsport	Tatuus F.4 T421	19	33'03.913	34.492	4.251	10	1'37.761
22	8 MASCHIO Giovanni	ITA	AS Motorsport	AS Motorsport	Tatuus F.4 T421	19	33'18.435	49.014	14.522	10	1'38.123
23	62 QUONDAMCARLO Manuel	ITA	AS Motorsport	AS Motorsport	Tatuus F.4 T421	18	32'56.034	1 Lap	1 Lap	10	1'36.986
24	21 FRASSINETI Andrea	ITA	Frassinetti Albano	Cars Racing	Tatuus F.4 T421	18	33'01.046	1 Lap	5.012	5	1'36.690
25P	81 MONTEIRO Nicholas	BRA	Cram Motorsport	Cram Motorsport	Tatuus F.4 T421	18	33'09.234	1 Lap	8.188	5	1'37.499
26	48 SPERANDIO Elia	CHE	Maffi Racing	Maffi Racing	Tatuus F.4 T421	17	29'33.910	2 Laps	1 Lap	10	1'36.943

Starting: 26 Classified: 26 Not Classified: 0 Retired: 0 Not Started: 0

Fastest Lap N. 11 No. 12 Kimi Andrea Antonelli Time 1'34.963 Avg. 154,860 Km/h

Humidity:	18%	AIR	36°C
Condition:	DRY	Track	62°C

Clerk of the Course : Gianfranco Bonifacio

Race Director : Alessandro Ferrari

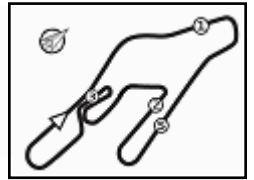
 Start 15:14 End 15:47
 02/07/2022

Powered by FICr PERUGIA TIMING





5.3



Vallelunga Auto 4.085 m

ACI Racing Weekend Vallelunga 2-3 Luglio 2022

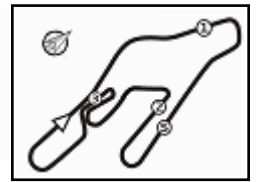
Italian F4 Championship - Lap Chart Race 1

Lap		1	2	3	4	5	6	7	8	9	10	11	12	13	14	15	16	17	18	19
1	12	12	12	12	12	12	12	12	12	12	12	12	12	12	12	12	12	12	12	12
2	88	88	88	88	88	88	88	88	88	88	88	88	88	88	88	88	88	88	88	88
3	13	13	13	13	13	13	13	13	13	13	13	13	13	13	13	13	13	13	13	13
4	52	52	52	52	52	22	22	22	22	22	22	22	22	22	22	22	22	22	22	22
5	22	22	22	22	22	52	77	77	77	77	77	77	77	77	77	77	77	77	77	77
6	77	77	77	77	77	77	52	52	52	52	52	52	52	52	52	52	52	52	52	52
7	37	37	37	37	37	37	37	37	37	37	37	37	37	37	37	37	37	37	37	37
8	34	34	34	34	34	34	34	34	34	34	34	34	34	34	34	20	20	20	20	20
9	20	20	20	20	20	20	20	20	20	20	20	20	20	20	20	7	7	7	7	7
10	89	89	89	89	89	89	89	89	89	89	7	7	7	7	7	34	34	34	34	34
11	38	38	38	38	11	7	7	7	7	7	89	89	89	89	89	89	89	89	89	15
12	11	11	11	11	7	11	11	11	11	11	11	11	11	11	11	11	11	11	11	89
13	41	83	83	7	83	83	83	83	83	83	83	83	83	83	83	15	15	15	15	83
14	83	28	7	83	38	28	28	28	28	28	28	28	28	28	28	28	28	83	83	11
15	17	17	28	28	28	38	38	38	38	38	38	38	38	38	38	15	28	44	44	44
16	28	7	17	17	17	17	17	44	44	44	15	15	15	15	15	44	44	28	28	28
17	96	33	9	9	9	44	44	17	17	15	44	44	44	44	38	38	38	38	38	38
18	33	9	33	44	44	9	15	15	15	17	17	17	17	17	17	17	17	17	17	9
19	7	96	44	33	33	15	9	9	9	9	9	9	9	9	9	33	9	9	9	17
20	9	44	96	96	96	33	33	33	33	33	33	33	33	33	33	9	96	96	96	96
21	72	48	48	48	15	96	96	96	96	96	96	96	96	96	96	96	96	33	33	33
22	44	78	78	78	48	48	48	48	48	48	78	78	78	78	78	78	78	48	19	19
23	48	79	27	15	78	78	78	78	78	78	48	48	48	48	48	48	48	19	27	27
24	78	27	79	27	27	27	27	27	27	19	19	19	19	19	19	19	19	27	78	78
25	79	18	15	79	19	19	19	19	19	27	27	27	27	27	27	27	27	78	72	72
26	27	15	18	19	79	79	79	72	72	72	72	72	72	72	72	72	72	18	18	18
27	14	14	19	18	18	18	72	79	79	18	18	18	18	18	18	18	18	29	29	29
28	15	19	72	72	72	72	18	18	18	79	82	82	82	82	29	29	29	82	82	82
29	18	81	82	82	82	82	82	82	82	29	29	29	29	29	29	82	82	14	14	14
30	19	72	36	36	36	36	29	29	29	36	36	36	36	36	36	8	14	36	36	36
31	81	82	8	29	29	29	29	36	36	36	8	8	8	8	8	14	36	8	8	8
32	36	36	29	8	8	8	8	8	8	8	14	14	14	14	14	36	8	62	62	62
33	82	8	14	14	14	14	14	14	14	62	62	62	62	62	62	62	62	62	81	81
34	8	29	81	62	62	62	62	62	62	62	81	81	81	81	81	81	81	81	81	21
35	29	62	62	81	81	81	81	81	81	81	21	21	21	21	21	21	21	21	21	21
36	62	21	21	21	21	21	21	21	21	21	21	21	21	21	21	21	21	21	21	21
37	21	41																		

Final Result			
1	12	ANTONELLI K.	Laps 19
2	88	CAMARA R.	2.184
3	13	WHARTON J.	3.789
4	22	DUNNE A.	4.388
5	77	BARNARD T.	4.925
6	52	AMAND M.	5.656
7	37	SZTUKA K.	6.366
8	20	LAURSEN C.	8.993
9	7	WURZ C.	9.594
10	34	STENSHORNE M.	10.006
11	15	BEDRIN N.	11.758
12	89	DOMINGUES I.	12.301
13	83	WEUG M.	12.607
14	11	PERINO P.	13.005
15	44	BOHRA N.	13.382
16	28	KLUSS V.	13.973
17	38	RINICELLA V.	14.932
18	9	SPINA A.	17.304
19	17	FITTIPALDI E.	17.475
20	96	CASTRO J.	17.748
21	33	BADOER B.	18.042
22	19	KARLSSON W.	19.066
23	27	ISCHER E.	20.519
24	78	BLOKINA V.	20.880
25	72	FITZGERALD A.	21.713
26	18	HWARANG K.	24.207
27	29	RISHAB A.	26.272
28	82	NETO N.	27.124
29	14	LUND F.	30.241
30	36	AKHMED I.	34.492
31	8	MASCHIO G.	49.014
32	62	QUONDAMCARLO M	1 Lap
33	81	MONTEIRO N.	1 Lap
34	21	FRASSINETI A.	1 Lap
35	48	SPERANDIO E.	2 Laps
RET	79	MARKOGIANNIS G.	9 Laps
RET	41	RIED J.	17 Laps



Powered by FICr PERUGIA TIMING



Vallelunga Auto 4.085 m

ACI Racing Weekend Vallelunga 2-3 Luglio 2022

Italian F4 Championship - Chronological Analysis Race 1

Start at 15:13'12.218

5 / 7

15	13.283	33.756	29.650	20.770	1'37.459	215,1	15:39'27.300	14	14.267	34.324	29.393	20.717	1'38.701	214,3	15:39'34.599
16	13.385	33.688	29.477	20.671	1'37.221	215,6	15:41'04.521	15	13.553	33.833	29.342	20.667	1'37.395	217,7	15:41'11.994
17	13.283	33.801	29.504	20.350	1'36.938	216,9	15:42'41.459	16	13.459	35.769	29.610	20.746	1'39.584	203,0	15:42'51.578
18	13.411	33.662	29.163	20.490	1'36.726	213,4	15:44'18.185	17	13.467	34.264	29.540	20.750	1'38.021	214,7	15:44'29.599
19	13.421	33.407	29.408	20.600	1'36.836	215,6	15:45'55.021	18	13.520	34.396	29.882	20.855	1'38.653	215,6	15:46'08.252
Race Time 32'42.803								Race Time 32'56.034							

48 E. SPERANDIO (1'36.943)							
Lap	Seg.1	Seg.2	Seg.3	Seg.4	Lap Time	km/h	Local Time
1		35.074	30.790	21.633	1'50.492	212,2	15:15'02.710
2	13.751	34.578	29.692	20.811	1'38.832	211,8	15:16'41.542
3	13.472	34.083	29.465	21.136	1'38.156	210,1	15:18'19.698
4	13.489	33.772	29.332	20.693	1'37.286	210,5	15:19'56.984
5	13.428	33.918	29.663	20.934	1'37.943	210,9	15:21'34.927
6	13.468	33.978	29.256	20.722	1'37.424	208,5	15:23'12.351
7	13.426	34.169	29.078	20.567	1'37.240	207,3	15:24'49.591
8	13.408	34.023	29.094	20.795	1'37.320	207,7	15:26'26.911
9	13.437	33.891	29.073	20.591	1'36.992	210,5	15:28'03.903
10	13.415	33.716	29.160	20.652	1'36.943	211,4	15:29'40.846
11	13.463	34.343	29.572	20.657	1'38.035	209,7	15:31'18.881
12	13.428	33.782	31.616	24.857	1'43.683	212,2	15:33'02.564
13	14.300	59.645	43.205	34.242	2'31.392	91,4	15:35'33.956
14	24.505	49.293	43.482	21.286	2'18.566	115,5	15:37'52.522
15	13.494	33.841	29.562	21.019	1'37.916	211,8	15:39'30.438
16	13.513	33.860	29.322	20.795	1'37.490	213,0	15:41'07.928
17	13.427	34.014	29.602	21.157	1'38.200	212,6	15:42'46.128
Race Time 29'33.910							

72 A. FITZGERALD (1'36.886)							
Lap	Seg.1	Seg.2	Seg.3	Seg.4	Lap Time	km/h	Local Time
1		34.912	31.003	21.813	1'50.281	214,3	15:15'02.499
2	13.452	37.983	30.332	21.106	1'42.873	194,9	15:16'45.372
3	13.251	35.594	29.177	20.641	1'38.663	206,9	15:18'24.035
4	13.453	33.826	29.130	20.625	1'37.034	209,7	15:20'01.069
5	13.384	34.101	29.226	20.678	1'37.389	208,1	15:21'38.458
6	13.364	33.832	29.355	20.634	1'37.185	211,4	15:23'15.643
7	13.291	34.227	29.292	20.573	1'37.383	213,0	15:24'53.026
8	13.319	33.809	29.221	20.609	1'36.958	210,9	15:26'29.984
9	13.404	33.786	29.292	20.715	1'37.197	211,8	15:28'07.181
10	13.399	33.574	29.171	20.788	1'36.932	212,6	15:29'44.113
11	13.490	33.711	29.085	20.600	1'36.886	213,0	15:31'20.999
12	13.556	33.797	32.209	24.839	1'44.401	213,9	15:33'05.400
13	15.408	58.706	42.774	34.597	2'31.485	98,4	15:35'36.885
14	23.951	49.209	43.086	21.309	2'17.555	114,9	15:37'54.440
15	13.544	33.801	29.265	20.859	1'37.469	212,2	15:39'31.909
16	13.471	33.956	29.308	20.919	1'37.654	215,1	15:41'09.563
17	13.394	34.452	29.272	21.134	1'38.252	211,4	15:42'47.815
18	13.364	35.012	29.153	20.875	1'38.404	210,1	15:44'26.219
19	13.585	33.818	29.147	20.583	1'37.133	212,2	15:46'03.352
Race Time 32'51.134							

52 M. AMAND (1'35.495)							
Lap	Seg.1	Seg.2	Seg.3	Seg.4	Lap Time	km/h	Local Time
1		34.037	29.642	20.748	1'44.253	216,4	15:14'56.471
2	13.388	33.399	29.072	20.533	1'36.392	210,9	15:16'32.863
3	13.397	33.450	28.919	20.458	1'36.224	210,5	15:18'09.087
4	13.415	33.411	28.888	20.362	1'36.076	210,5	15:19'45.163
5	13.402	33.386	28.888	20.414	1'36.090	210,5	15:21'21.253
6	13.416	33.419	29.723	20.437	1'36.995	210,5	15:22'58.248
7	13.276	33.425	29.781	20.507	1'36.989	212,2	15:24'35.237
8	13.282	33.750	28.920	20.274	1'36.226	213,4	15:26'11.463
9	13.299	33.287	28.904	20.275	1'35.765	213,4	15:27'47.228
10	13.294	33.214	28.852	20.217	1'35.577	213,9	15:29'22.805
11	13.343	33.189	28.797	20.166	1'35.495	214,3	15:30'58.300
12	13.332	33.270	30.453	23.215	1'40.270	215,1	15:32'38.570
13	22.366	1'03.370	43.520	34.192	2'43.448	114,0	15:35'22.018
14	22.091	51.210	47.924	22.610	2'23.835	134,3	15:37'45.853
15	13.401	33.562	29.450	20.538	1'36.951	216,4	15:39'22.804
16	13.315	33.345	29.022	20.454	1'36.136	216,0	15:40'58.940
17	13.357	33.390	29.039	20.367	1'36.153	215,1	15:42'35.093
18	13.407	33.428	28.908	20.404	1'36.147	215,1	15:44'11.240
19	13.433	33.322	28.964	20.336	1'36.055	216,0	15:45'47.295
Race Time 32'35.077							

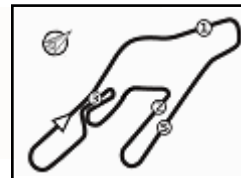
77 T. BARNARD (1'35.442)							
Lap	Seg.1	Seg.2	Seg.3	Seg.4	Lap Time	km/h	Local Time
1		34.164	29.909	20.827	1'44.994	216,9	15:14'57.212
2	13.307	33.709	29.017	20.672	1'36.705	213,0	15:16'33.917
3	13.380	33.570	28.878	20.535	1'36.363	210,9	15:18'10.280
4	13.369	33.523	28.766	20.391	1'36.049	211,4	15:19'46.329
5	13.362	33.442	28.804	20.405	1'36.013	211,4	15:21'22.342
6	13.337	33.381	29.004	20.554	1'36.276	211,4	15:22'58.618
7	13.227	33.393	29.082	20.250	1'35.952	212,6	15:24'34.570
8	13.369	33.392	28.653	20.259	1'35.673	210,1	15:26'10.243
9	13.387	33.239	28.683	20.305	1'35.614	211,8	15:27'45.857
10	13.379	33.342	28.689	20.153	1'35.563	211,8	15:29'21.420
11	13.411	33.238	28.596	20.197	1'35.442	212,6	15:30'56.862
12	13.411	33.239	29.680	22.780	1'39.110	213,4	15:32'35.972
13	24.141	1'03.023	43.884	33.672	2'44.720	116,6	15:35'20.692
14	22.199	51.544	48.340	22.720	2'24.803	133,5	15:37'45.495
15	13.353	33.692	29.259	20.497	1'36.801	214,3	15:39'22.296
16	13.414	33.246	28.913	20.388	1'35.961	214,7	15:40'58.257
17	13.353	33.464	28.845	20.406	1'36.068	214,7	15:42'34.325
18	13.457	33.366	28.831	20.405	1'36.059	214,3	15:44'10.384
19	13.390	33.381	28.961	20.448	1'36.180	215,6	15:45'46.564
Race Time 32'34.346							

62 M. QUONDAMCARLO (1'36.986)							
Lap	Seg.1	Seg.2	Seg.3	Seg.4	Lap Time	km/h	Local Time
1		34.177	29.428	20.793	1'54.514	211,4	15:15'06.732
2	13.921	35.403	30.900	1'40.569	3'00.793P	209,7	15:18'07.525
3	19.035	34.549	29.251	20.726	1'43.561P	213,0	15:19'51.086
4	13.574	33.846	29.068	20.603	1'37.091	210,9	15:21'28.177
5	13.593	33.821	29.003	20.621	1'37.038	209,3	15:23'05.215
6	13.594	36.384	30.862	20.815	1'41.655	212,2	15:24'46.870
7	13.488	37.583	30.556	20.824	1'42.451	199,6	15:26'29.321
8	13.423	33.775	29.527	21.663	1'38.388	213,9	15:28'07.709
9	13.408	33.808	29.255	20.700	1'37.171	214,3	15:29'44.880
10	13.517	33.739	29.213	20.517	1'36.986	214,3	15:31'21.866
11	13.571	34.212	32.282	24.824	1'44.889	214,7	15:33'06.755
12	15.328	58.182	42.743	34.571	2'30.824	89,6	15:35'37.579
13	23.830	49.583	43.280	21.626	2'18.319	112,9	15:37'55.898

78 V. BLOKINA (1'36.684)							
Lap	Seg.1	Seg.2	Seg.3	Seg.4	Lap Time	km/h	Local Time
1		35.312	30.934	21.521	1'50.586	216,0	15:15'02.804
2	13.738	34.660	29.946	20.729	1'39.073	214,3	15:16'41.877
3	13.335	34.207	29.504	20.890	1'37.936	213,9	15:18'19.813
4	13.791	33.800	29.246	20.658	1'37.495	215,1	15:19'57.308
5	13.210	34.538	29.201	20.909	1'37.858	210,1	15:21'35.166
6	13.407	33.899	29.617	20.578	1'37.501	215,6	15:23'12.667
7	13.172	34.400	29.203	20.686	1'37.461	210,9	15:24'50.128
8	13.248	34.115	29.183	20.577	1'37.123	213,0	15:26'27.251
9	13.159	34.112	29.227	20.730	1'37.228	218,2	15:28'04.479
10	13.259	33.760	29.211	20.454	1'36.684	216,0	15:29'41.163
11	13.186	34.153	29.296	20.473	1'37.108	211,8	15:31'18.271

02/07/2022

P = Pits In/Out - C = Lap Time Cancelled



ACI Racing Weekend Vallelunga 2-3 Luglio 2022

Italian F4 Championship - Chronological Analysis Race 1

Start at 15:13'12.218

6 / 7

12	13.397	33.459	30.004	23.330	1'40.190	215,1	15:32'58.461
13	14.793	1'02.124	43.591	34.072	2'34.580	97,0	15:35'33.041
14	24.496	49.527	43.783	21.082	2'18.888	120,1	15:37'51.929
15	13.403	33.862	29.852	20.722	1'37.839	214,3	15:39'29.768
16	13.385	33.983	29.303	20.831	1'37.502	220,0	15:41'07.270
17	13.307	34.158	31.600	21.303	1'40.368	213,4	15:42'47.638
18	13.431	34.347	29.161	20.486	1'37.425	210,5	15:44'25.063
19	13.304	33.775	29.625	20.752	1'37.456	216,9	15:46'02.519
Race Time 32'50.301							

83 M. WEUG (1'36.034)							
Lap	Seg.1	Seg.2	Seg.3	Seg.4	Lap Time	km/h	Local Time
1		34.917	30.296	21.079	1'47.671	216,9	15:14'59.889
2	13.277	33.850	29.763	20.808	1'37.698	213,4	15:16'37.587
3	13.392	33.782	29.578	20.908	1'37.660	210,5	15:18'15.247
4	13.341	34.430	29.878	20.518	1'38.167	209,3	15:19'53.414
5	13.454	33.527	29.096	20.640	1'36.717	210,1	15:21'30.131
6	13.454	33.782	29.096	20.473	1'36.805	208,5	15:23'06.936
7	13.378	33.560	28.979	20.302	1'36.219	210,5	15:24'43.155
8	13.331	33.487	28.999	20.461	1'36.278	211,4	15:26'19.433
9	13.369	33.366	29.005	20.339	1'36.079	212,6	15:27'55.512
10	13.370	33.590	29.015	20.209	1'36.184	211,8	15:29'31.696
11	13.413	33.399	28.988	20.234	1'36.034	212,6	15:31'07.730
12	13.386	33.491	30.432	22.149	1'39.458	213,0	15:32'47.188
13	19.855	1'02.515	43.083	35.022	2'40.475	97,8	15:35'27.663
14	22.317	51.010	46.349	21.225	2'20.901	126,5	15:37'48.564
15	13.516	33.616	29.420	20.705	1'37.257	212,6	15:39'25.821
16	13.420	33.627	30.129	20.912	1'38.088	216,0	15:41'03.909
17	13.405	33.511	29.305	20.566	1'36.787	214,7	15:42'40.696
18	13.514	33.528	29.069	20.517	1'36.628	212,2	15:44'17.324
19	13.496	33.429	29.318	20.679	1'36.922	214,3	15:45'54.246
Race Time 32'42.028							

79 G. MARKOGIANNIS (1'37.604)							
Lap	Seg.1	Seg.2	Seg.3	Seg.4	Lap Time	km/h	Local Time
1		35.226	30.788	21.484	1'50.970	211,4	15:15'03.188
2	13.422	35.011	29.998	20.785	1'39.216	208,1	15:16'42.404
3	13.449	34.736	29.560	20.621	1'38.366	203,0	15:18'20.770
4	13.400	34.321	29.622	20.725	1'38.068	212,2	15:19'58.838
5	13.401	34.481	29.695	20.676	1'38.253	209,7	15:21'37.091
6	13.406	33.920	29.540	20.738	1'37.604	211,4	15:23'14.695
7	13.391	33.936	29.583	21.233	1'38.143	210,9	15:24'52.838
8	13.798	34.167	29.325	20.845	1'38.135	213,4	15:26'30.973
9	13.515	33.752	29.520	20.916	1'37.703	213,0	15:28'08.676
10	13.437	36.396	29.336	20.722	1'39.891	201,9	15:29'48.567
Race Time 16'36.349							

81 N. MONTEIRO (1'37.499)							
Lap	Seg.1	Seg.2	Seg.3	Seg.4	Lap Time	km/h	Local Time
1		34.883	30.785	21.455	1'52.613	211,4	15:15'04.831
2	13.412	35.268	30.432	21.134	1'40.246	203,8	15:16'45.077
3	13.437	1'03.671	30.498	1'11.503	2'59.109P	197,8	15:19'44.186
4	37.927	34.760	29.636	20.751	2'03.074P	205,7	15:21'47.260
5	13.582	34.075	29.245	20.597	1'37.499	207,3	15:23'24.759
6	13.604	34.215	29.544	20.624	1'37.987	205,7	15:25'02.746
7	13.510	34.095	29.523	20.579	1'37.707	211,8	15:26'40.453
8	13.534	34.175	29.413	20.644	1'37.766	208,5	15:28'18.219
9	13.505	33.877	29.586	20.749	1'37.717	210,5	15:29'55.936
10	13.611	33.940	29.657	20.772	1'37.880	211,4	15:31'33.816
11	13.551	34.532	30.177	21.789	1'40.049	212,2	15:33'13.865
12	15.510	56.802	41.638	32.690	2'26.640	74,5	15:35'40.505
13	24.370	50.250	41.872	21.311	2'17.803	134,3	15:37'58.308
14	13.544	34.638	30.636	21.057	1'39.875	210,9	15:39'38.183
15	13.829	34.274	29.485	20.735	1'38.323	212,6	15:41'16.506
16	13.608	34.693	29.596	20.765	1'38.662	203,0	15:42'55.168
17	13.709	34.071	29.558	20.825	1'38.163	210,5	15:44'33.331
18	13.723	34.075	29.522	20.801	1'38.121	209,7	15:46'11.452
Race Time 32'59.234							

82 N. NETO (1'37.370)							
Lap	Seg.1	Seg.2	Seg.3	Seg.4	Lap Time	km/h	Local Time
1		35.474	30.649	21.613	1'53.149	210,5	15:15'05.367
2	13.674	34.935	30.810	21.035	1'40.454	210,1	15:16'45.821
3	13.371	35.696	29.427	20.818	1'39.312	204,2	15:18'25.133
4	13.604	33.955	29.467	20.756	1'37.782	208,9	15:20'02.915
5	13.616	34.183	29.657	20.748	1'38.204	206,5	15:21'41.119
6	13.627	33.879	29.391	20.696	1'37.593	208,1	15:23'18.712
7	13.583	33.957	29.392	20.662	1'37.594	207,7	15:24'56.306
8	13.573	33.840	29.395	20.743	1'37.551	210,5	15:26'33.857
9	13.549	33.666	29.535	20.620	1'37.370	210,1	15:28'11.227
10	13.515	34.202	29.612	20.717	1'38.046	213,4	15:29'49.273
11	13.469	35.025	29.212	20.621	1'38.327	202,6	15:31'27.600
12	13.622	34.149	29.901	23.932	1'41.604	209,7	15:33'09.204
13	15.067	58.358	42.623	33.525	2'29.573	82,6	15:35'38.777
14	24.246	49.732	42.606	21.174	2'17.758	111,3	15:37'56.535
15	13.766	34.990	30.044	20.876	1'39.676	213,0	15:39'36.211
16	13.589	33.852	29.792	20.822	1'38.055	213,9	15:41'14.266
17	13.531	34.232	29.500	20.789	1'38.052	209,3	15:42'52.318
18	13.569	34.111	29.542	20.761	1'37.983	213,4	15:44'30.301

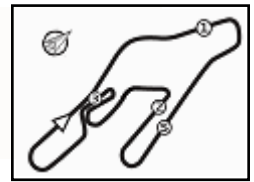
88 R. CAMARA (1'35.069)							
Lap	Seg.1	Seg.2	Seg.3	Seg.4	Lap Time	km/h	Local Time
1		33.479	28.977	20.274	1'42.008	212,2	15:14'54.226
2	13.347	33.384	28.943	20.257	1'35.931	213,0	15:16'30.157
3	13.300	33.543	28.859	20.280	1'35.982	210,5	15:18'06.139
4	13.321	33.349	28.729	20.210	1'35.609	212,6	15:19'41.748
5	13.329	33.307	28.732	20.169	1'35.537	211,4	15:21'17.285
6	13.331	33.255	28.638	20.101	1'35.325	210,5	15:22'52.610
7	13.295	33.252	28.639	20.190	1'35.376	211,8	15:24'27.986
8	13.338	33.178	28.705	20.142	1'35.363	211,8	15:26'03.349
9	13.308	33.061	28.623	20.077	1'35.069	213,4	15:27'38.418
10	13.283	33.061	28.635	20.159	1'35.138	213,4	15:29'13.556
11	13.346	33.204	28.640	20.094	1'35.284	213,4	15:30'48.840
12	13.340	33.025	28.600	22.687	1'37.652	215,6	15:32'26.492
13	31.233	1'02.207	44.488	33.693	2'51.621	118,4	15:35'18.113
14	22.202	51.984	48.543	23.597	2'26.326	145,2	15:37'44.439
15	13.448	33.315	29.119	20.267	1'36.149	216,0	15:39'20.588
16	13.398	33.208	28.844	20.185	1'35.635	216,4	15:40'56.223
17	13.417	33.225	28.904	20.147	1'35.693	214,3	15:42'31.916
18	13.462	33.140	28.841	20.194	1'35.637	214,3	15:44'07.553
19	13.592	33.431	28.786	20.461	1'36.270	215,6	15:45'43.823
Race Time 32'31.605							

89 I. DOMINGUES (1'36.245)							
Lap	Seg.1	Seg.2	Seg.3	Seg.4	Lap Time	km/h	Local Time
1		34.141	30.440	20.789	1'46.350	213,0	15:14'58.568
2	13.431	33.838	29.856	20.530	1'37.655	213,9	15:16'36.223
3	13.470	33.875	29.124	20.368	1'36.837	210,1	15:18'13.060
4	13.532	33.984	29.026	20.321	1'36.863	209,7	15:19'49.923
5	13.530	33.639	29.052	20.378	1'36.599	209,3	15:21'26.522
6	13.559	33.657	29.031	20.268	1'36.515	208,5	15:23'03.037
7	13.530	33.597	29.011	20.290	1'36.428	208,9	15:24'39.465
8	13.482	33.582	29.029	20.389	1'36.482	209,7	15:26'15.947
9	13.507	33.484	29.024	20.264	1'36.279	210,5	15:27'52.226
10	13.496	33.876	29.218	20.415	1'37.005	213,4	15:29'29.231
11	13.538	33.470	29.010	20.227	1'36.245	211,8	15:31'05.476
12	13.545	33.383	30.928	22.642	1'40.498	211,8	15:32'45.974
13	19.661	1'02.593	43.273	34.855	2'40.382	99,4	15:35'26.356
14	22.519	50.770	46.496	21.305	2'21.090	126,5	15:37'47.446
15	13.528	33.565	29.791	20.838	1'37.722	214,7	15:39'25.168

02/07/2022

P = Pits In/Out - C = Lap Time Cancelled





ACI Racing Weekend Vallelunga 2-3 Luglio 2022

Italian F4 Championship - Chronological Analysis Race 1

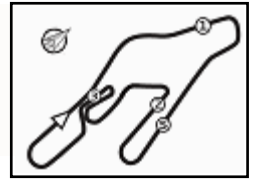
Start at 15:13'12.218

16	13.451	33.997	29.426	20.297	1'37.171	213,4	15:41'02.339
17	13.513	33.567	29.245	20.304	1'36.629	213,4	15:42'38.968
18	13.605	33.515	29.344	20.427	1'36.891	212,6	15:44'15.859
19	13.643	33.676	30.084	20.678	1'38.081	212,2	15:45'53.940
Race Time 32'41.722							

96 J. CASTRO (1'36.847)

Lap	Seg.1	Seg.2	Seg.3	Seg.4	Lap Time	km/h	Local Time
1		34.664	30.335	21.235	1'48.647	209,7	15:15'00.865
2	13.495	35.415	29.999	20.891	1'39.800	210,9	15:16'40.665
3	13.596	34.017	29.963	20.899	1'38.475	208,5	15:18'19.140
4	13.515	33.804	29.147	20.766	1'37.232	209,3	15:19'56.372
5	13.502	34.050	29.133	20.776	1'37.461	208,1	15:21'33.833
6	13.460	34.115	29.171	20.891	1'37.637	211,8	15:23'11.470
7	13.421	33.884	29.067	20.914	1'37.286	209,3	15:24'48.756
8	13.410	33.942	29.285	20.655	1'37.292	210,1	15:26'26.048
9	13.428	33.857	29.155	20.645	1'37.085	212,2	15:28'03.133
10	13.520	33.672	29.086	20.584	1'36.862	210,9	15:29'39.995
11	13.550	33.718	28.994	20.585	1'36.847	210,9	15:31'16.842
12	13.566	33.844	30.040	23.698	1'41.148	211,4	15:32'57.990
13	14.923	1'01.986	43.530	34.038	2'34.477	96,0	15:35'32.467
14	24.535	49.594	43.790	21.280	2'19.199	118,0	15:37'51.666
15	13.481	34.091	29.540	20.727	1'37.839	213,4	15:39'29.505
16	13.531	33.703	29.257	20.853	1'37.344	213,4	15:41'06.849
17	13.418	34.048	29.421	20.693	1'37.580	211,4	15:42'44.429
18	13.618	33.816	29.125	20.731	1'37.290	212,2	15:44'21.719
19	13.562	33.983	29.212	20.911	1'37.668	211,8	15:45'59.387
Race Time 32'47.169							

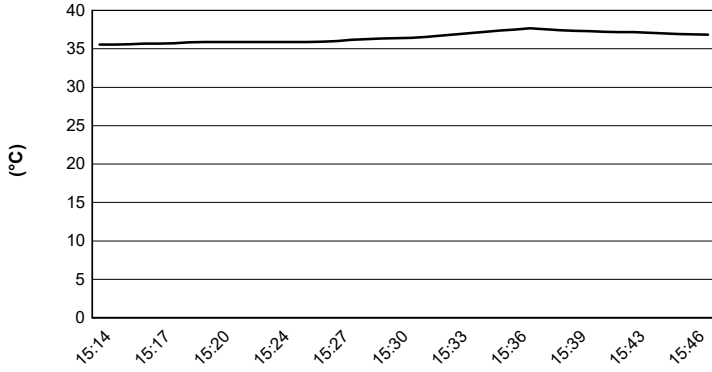




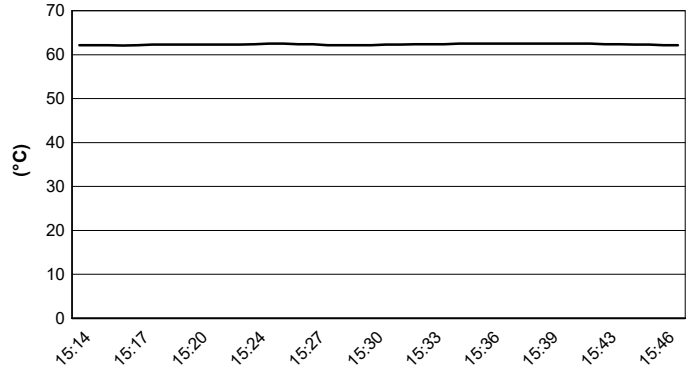
Vallelunga Auto 4.085 m

ACI Racing Weekend Vallelunga 2-3 Luglio 2022
Italian F4 Championship - Weather Report Race 1
 Session started 15:14 - Session ended 15:47

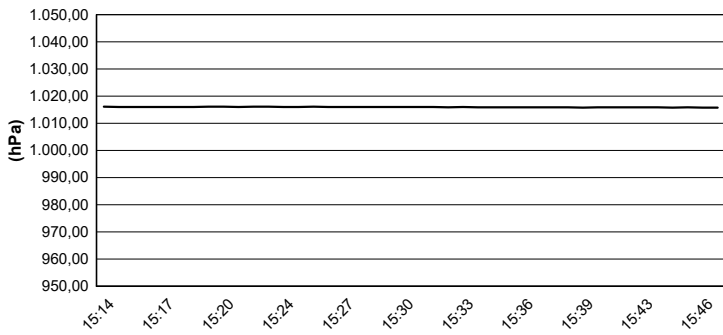
Air Temperature



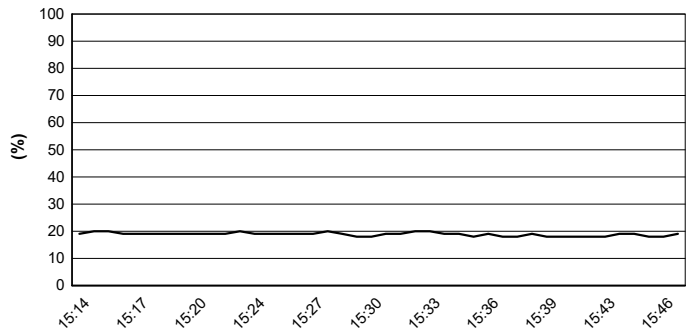
Track Temperature



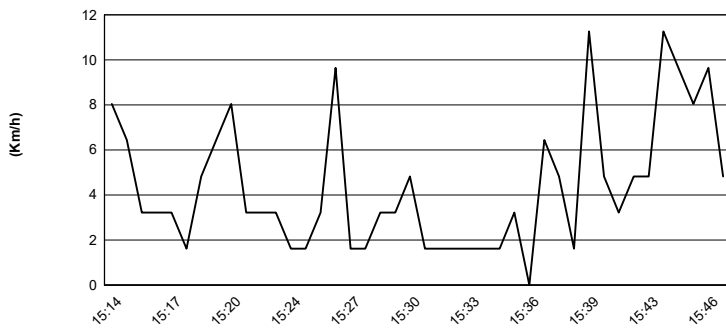
Air Pressure



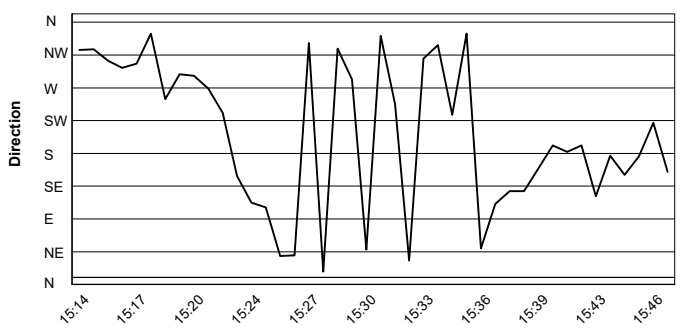
Humidity



Wind Speed

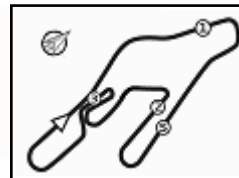


Wind Direction



02/07/2022





Vallelunga Auto 4.085 m

ACI Racing Weekend Vallelunga 2-3 Luglio 2022

Italian F4 Championship - Starting Grid Race 1 (Duration: 30' +1 Lap)

19	8	MASCHIO G. AS Motorsport	Tatuus 1'37.464	19	KARLSSON W. BVM Racing	Tatuus 1'37.446
18	36	AKHMED I. AKM Motorsport	Tatuus 1'37.275	29	RISHAB A. BWR Motorsport	Tatuus 1'37.207
17	81	MONTEIRO N. Cram Motorsport	Tatuus 1'37.064	82	NETO N. Cram Motorsport	Tatuus 1'37.034
16	18	HWARANG K. BVM Racing	Tatuus 1'36.820	79	MARKOGIANNIS G. Cram Motorsport	Tatuus 1'36.790
15	14	LUND F. R-ACE GP	Tatuus 1'36.530	21	FRASSINETI A. Cars Racing	Tatuus 1'36.508
14	27	ISCHER E. Jenzer Motorsport	Tatuus 1'36.438	72	FITZGERALD A. R-ACE GP	Tatuus 1'36.428
13	62	QUONDAMCARLO M. AS Motorsport	Tatuus 1'36.399	48	SPERANDIO E. Maffi Racing	Tatuus 1'36.243
12	96	CASTRO J. Van Amersfoort Racing	Tatuus 1'36.020	9	SPINA A. BWR Motorsport	Tatuus 1'35.875
11	28	KLUSS V. Jenzer Motorsport	Tatuus 1'35.796	78	BLOKINA V. PHM Racing	Tatuus 1'35.793
10	33	BADOER B. Van Amersfoort Racing	Tatuus 1'35.639	17	FITTIPALDI E. Van Amersfoort Racing	Tatuus 1'35.576
9	83	WEUG M. Iron Dames	Tatuus 1'35.509	41	RIED J. PHM Racing	Tatuus 1'35.496
8	89	DOMINGUES I. Iron Lynx	Tatuus 1'35.477	34	STENSHORNE M. Van Amersfoort Racing	Tatuus 1'35.406
7	38	RINICELLA V. AKM Motorsport	Tatuus 1'35.386	20	LAURSEN C. Prema Racing	Tatuus 1'35.375
6	11	PERINO P. US Racing	Tatuus 1'35.296	44	BOHRA N. US Racing	Tatuus 1'35.112
5	77	BARNARD T. PHM Racing	Tatuus 1'35.110	15	BEDRIN N. PHM Racing	Tatuus 1'35.041
4	37	SZTUKA K. US Racing	Tatuus 1'34.981	52	AMAND M. US Racing	Tatuus 1'34.866
3	22	DUNNE A. US Racing	Tatuus 1'34.855	13	WHARTON J. Prema Racing	Tatuus 1'34.851
2	7	WURZ C. Prema Racing	Tatuus 1'34.707	88	CAMARA R. Prema Racing	Tatuus 1'34.539
1	12	ANTONELLI K. Prema Racing	Tatuus 1'34.390			

