

# ACI Racing Weekend Vallelunga 2-3 Luglio 2022

## Italian F4 Championship - Result Race 2

Vallelunga Auto 4.085 m

Laps 20 = 81,700 km - Avg 153,776 km/h - Race Time 31'52.648

No.	Driver	Nat	Entrant	Team	Car	Class	Laps	Time	Gap	Rel.	Fastest Lap	
1	<b>12 ANTONELLI</b> Kimi Andrea	ITA	Prema Racing	Prema Racing	Tatuus F.4 T421	R	20	31'52.648		17	<b>1'34.755</b>	
2	<b>77 BARNARD</b> Taylor	GBR	PHM Racing	PHM Racing	Tatuus F.4 T421		20	31'58.428	<b>5.780</b>	<b>5.780</b>	15	1'35.040
3	<b>7 WURZ</b> Charlie	AUT	Prema Racing	Prema Racing	Tatuus F.4 T421	R	20	32'00.729	<b>8.081</b>	<b>2.301</b>	12	1'35.112
4	<b>22 DUNNE</b> Alexander	IRL	US Racing	US Racing	Tatuus F.4 T421		20	32'05.867	<b>13.219</b>	<b>5.138</b>	11	1'35.366
5	<b>37 SZTUKA</b> Kacper	POL	US Racing	US Racing	Tatuus F.4 T421		20	32'06.295	<b>13.647</b>	<b>0.428</b>	18	1'35.310
6	<b>52 AMAND</b> Marcus	FRA	US Racing	US Racing	Tatuus F.4 T421		20	32'06.973	<b>14.325</b>	<b>0.678</b>	19	1'35.280
7	<b>13 WHARTON</b> James Anthony	AUS	Prema Racing	Prema Racing	Tatuus F.4 T421	R	20	32'08.775	<b>16.127</b>	<b>1.802</b>	13	1'35.212
8	<b>20 LAURSEN</b> Conrad	DEN	Prema Racing	Prema Racing	Tatuus F.4 T421		20	32'09.624	<b>16.976</b>	<b>0.849</b>	13	1'35.363
9	<b>15 BEDRIN</b> Nikita		PHM Racing	PHM Racing	Tatuus F.4 T421		20	32'12.721	<b>20.073</b>	<b>3.097</b>	15	1'35.449
10	<b>34 STENSHORNE</b> Martinius	NOR	Van Amersfoort Racing	Van Amersfoort Racing	Tatuus F.4 T421	R	20	32'15.557	<b>22.909</b>	<b>2.836</b>	16	1'35.685
11	<b>83 WEUG</b> Maya	NLD	Iron Dames	Iron Dames	Tatuus F.4 T421		20	32'16.278	<b>23.630</b>	<b>0.721</b>	16	1'35.671
12	<b>89 DOMINGUES</b> Ivan Franco	POR	Iron Lynx	Iron Lynx	Tatuus F.4 T421	R	20	32'16.826	<b>24.178</b>	<b>0.548</b>	18	1'35.669
13	<b>11 PERINO</b> Pedro	MOZ	US Racing	US Racing	Tatuus F.4 T421		20	32'19.321	<b>26.673</b>	<b>2.495</b>	19	1'35.855
14	<b>28 KLUSS</b> Valentin	DEU	Jenzer Motorsport	Jenzer Motorsport	Tatuus F.4 T421	R	20	32'19.765	<b>27.117</b>	<b>0.444</b>	18	1'35.842
15	<b>9 KARLSSON</b> William	SWE	BVM Racing	BVM Racing	Tatuus F.4 T421	R	20	32'24.580	<b>31.932</b>	<b>4.815</b>	19	1'35.769
16	<b>1 SPINA</b> Alfio Andrea	ITA	BWR Motorsport	BWR Motorsport	Tatuus F.4 T421	R	20	32'26.213	<b>33.565</b>	<b>1.633</b>	18	1'36.089
17	<b>38 RINICELLA</b> Valerio	ITA	AKM Motorsport	AKM Motorsport	Tatuus F.4 T421	R	20	32'30.755	<b>38.107</b>	<b>4.542</b>	14	1'36.185
18	<b>78 BLOKINA</b> Viktoria		PHM Racing	PHM Racing	Tatuus F.4 T421	R	20	32'31.685	<b>39.037</b>	<b>0.930</b>	14	1'36.056
19	<b>41 RIED</b> Jonas	DEU	PHM Racing	PHM Racing	Tatuus F.4 T421		20	32'32.313	<b>39.665</b>	<b>0.628</b>	12	1'35.841
20	<b>17 FITTIPALDI</b> Emerson Jr.	BRA	Van Amersfoort Racing	Van Amersfoort Racing	Tatuus F.4 T421	R	20	32'32.684	<b>40.036</b>	<b>0.371</b>	12	1'35.710
21	<b>14 LUND</b> Frederik	DEN	R-ACE GP	R-ACE GP	Tatuus F.4 T421	R	20	32'33.316	<b>40.668</b>	<b>0.632</b>	19	1'36.283
22	<b>27 ISCHER</b> Ethan	CHE	Jenzer Motorsport	Jenzer Motorsport	Tatuus F.4 T421	R	20	32'35.145	<b>42.497</b>	<b>1.829</b>	18	1'35.831
23	<b>79 MARKOGIANNIS</b> Georgios	GRE	Cram Motorsport	Cram Motorsport	Tatuus F.4 T421		20	32'37.316	<b>44.668</b>	<b>2.171</b>	16	1'36.415
24	<b>21 FRASSINETI</b> Andrea	ITA	Frassinetti Albano	Cars Racing	Tatuus F.4 T421	R	20	32'50.817	<b>58.169</b>	<b>13.501</b>	9	1'37.196
25	<b>62 QUONDAMCARLO</b> Manuel	ITA	AS Motorsport	AS Motorsport	Tatuus F.4 T421	R	20	32'51.167	<b>58.519</b>	<b>0.350</b>	15	1'36.418
26	<b>82 NETO</b> Nelson	BRA	Cram Motorsport	Cram Motorsport	Tatuus F.4 T421	R	20	32'51.517	<b>58.869</b>	<b>0.350</b>	16	1'36.736
27	<b>18 HWARANG</b> Kim	KOR	BVM Racing	BVM Racing	Tatuus F.4 T421	R	20	32'56.161	<b>1'03.513</b>	<b>4.644</b>	15	1'37.437
28	<b>81 MONTEIRO</b> Nicholas	BRA	Cram Motorsport	Cram Motorsport	Tatuus F.4 T421	R	20	32'56.504	<b>1'03.856</b>	<b>0.343</b>	9	1'37.476
29	<b>8 MASCHIO</b> Giovanni	ITA	AS Motorsport	AS Motorsport	Tatuus F.4 T421	R	20	33'17.583	<b>1'24.935</b>	<b>21.079</b>	15	1'38.292
30	<b>72 FITZGERALD</b> Adam	IRL	R-ACE GP	R-ACE GP	Tatuus F.4 T421		19	31'56.122	<b>1 Lap</b>	<b>1 Lap</b>	18	1'35.966
31	<b>36 AKHMED</b> Ismail	UZB	AKM Motorsport	AKM Motorsport	Tatuus F.4 T421	R	17	28'20.367	<b>3 Laps</b>	<b>2 Laps</b>	15	1'37.769
32	<b>96 CASTRO</b> Jules	BEL	Van Amersfoort Racing	Van Amersfoort Racing	Tatuus F.4 T421	R	14	24'51.690	<b>6 Laps</b>	<b>3 Laps</b>	13	1'36.183
----- Not Classified -----												
RET	<b>48 SPERANDIO</b> Elia	CHE	Maffi Racing	Maffi Racing	Tatuus F.4 T421	R	10	16'26.256	<b>10 Laps</b>		7	1'36.665
RET	<b>29 RISHAB</b> Anandraj Jain	SGP	BWR Motorsport	BWR Motorsport	Tatuus F.4 T421	R	10	17'06.196	<b>10 Laps</b>		9	1'37.036
RET	<b>44 BOHRA</b> Nikhil	USA	US Racing	US Racing	Tatuus F.4 T421	R	3	8'31.351	<b>17 Laps</b>		3	1'37.021
RET	<b>88 CAMARA</b> Rafael	BRA	Prema Racing	Prema Racing	Tatuus F.4 T421	R	2	5'28.541	<b>18 Laps</b>			
RET	<b>33 BADOER</b> Brando	ITA	Van Amersfoort Racing	Van Amersfoort Racing	Tatuus F.4 T421	R	1	1'59.071	<b>19 Laps</b>			

Starting: 37 Classified: 32 Not Classified: 0 Retired: 5 Not Started: 0

Fastest Lap N. 17 No. 12 Kimi Andrea Antonelli Time 1'34.755 Avg. 155,200 Km/h

Humidity:	48%	AIR	29°C
Condition:	DRY	Track	37°C

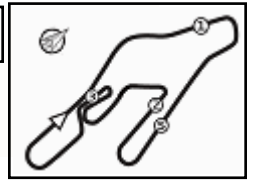
Clerk of the Course : Gianfranco Bonifacio

Race Director : Alessandro Ferrari

03/07/2022 Start 09:04 End 09:37

Powered by FICr PERUGIA TIMING





# ACI Racing Weekend Vallelunga 2-3 Luglio 2022

## Italian F4 Championship - Result by Class Race 2

### Rookie

Laps 20 = 81,700 km - Avg 153,776 km/h - Race Time 31'52.648

No.	Driver	Nat	Entrant	Team	Car	Laps	Time	Gap	Rel.	Fastest Lap
1	<b>12 ANTONELLI</b> Kimi Andrea	ITA	Prema Racing	Prema Racing	Tatuus F.4 T421	20	31'52.648		17	<b>1'34.755</b>
2	<b>7 WURZ</b> Charlie	AUT	Prema Racing	Prema Racing	Tatuus F.4 T421	20	32'00.729	<b>8.081</b>	<b>8.081</b>	12 1'35.112
3	<b>13 WHARTON</b> James Anthony	AUS	Prema Racing	Prema Racing	Tatuus F.4 T421	20	32'08.775	<b>16.127</b>	<b>8.046</b>	13 1'35.212
4	<b>34 STENSHORNE</b> Martinius	NOR	Van Amersfoort Racing	Van Amersfoort Racing	Tatuus F.4 T421	20	32'15.557	<b>22.909</b>	<b>6.782</b>	16 1'35.685
5	<b>89 DOMINGUES</b> Ivan Franco	POR	Iron Lynx	Iron Lynx	Tatuus F.4 T421	20	32'16.826	<b>24.178</b>	<b>1.269</b>	18 1'35.669
6	<b>28 KLUSS</b> Valentin	DEU	Jenzer Motorsport	Jenzer Motorsport	Tatuus F.4 T421	20	32'19.765	<b>27.117</b>	<b>2.939</b>	18 1'35.842
7	<b>19 KARLSSON</b> William	SWE	BVM Racing	BVM Racing	Tatuus F.4 T421	20	32'24.580	<b>31.932</b>	<b>4.815</b>	19 1'35.769
8	<b>9 SPINA</b> Alfio Andrea	ITA	BWR Motorsport	BWR Motorsport	Tatuus F.4 T421	20	32'26.213	<b>33.565</b>	<b>1.633</b>	18 1'36.089
9	<b>38 RINICELLA</b> Valerio	ITA	AKM Motorsport	AKM Motorsport	Tatuus F.4 T421	20	32'30.755	<b>38.107</b>	<b>4.542</b>	14 1'36.185
10	<b>78 BLOKINA</b> Viktoria		PHM Racing	PHM Racing	Tatuus F.4 T421	20	32'31.685	<b>39.037</b>	<b>0.930</b>	14 1'36.056
11	<b>17 FITTIPALDI</b> Emerson Jr.	BRA	Van Amersfoort Racing	Van Amersfoort Racing	Tatuus F.4 T421	20	32'32.684	<b>40.036</b>	<b>0.999</b>	12 1'35.710
12	<b>14 LUND</b> Frederik	DEN	R-ACE GP	R-ACE GP	Tatuus F.4 T421	20	32'33.316	<b>40.668</b>	<b>0.632</b>	19 1'36.283
13	<b>27 ISCHER</b> Ethan	CHE	Jenzer Motorsport	Jenzer Motorsport	Tatuus F.4 T421	20	32'35.145	<b>42.497</b>	<b>1.829</b>	18 1'35.831
14	<b>21 FRASSINETI</b> Andrea	ITA	Frassinetti Albano	Cars Racing	Tatuus F.4 T421	20	32'50.817	<b>58.169</b>	<b>15.672</b>	9 1'37.196
15	<b>62 QUONDAMCARLO</b> Manuel	ITA	AS Motorsport	AS Motorsport	Tatuus F.4 T421	20	32'51.167	<b>58.519</b>	<b>0.350</b>	15 1'36.418
16	<b>82 NETO</b> Nelson	BRA	Cram Motorsport	Cram Motorsport	Tatuus F.4 T421	20	32'51.517	<b>58.869</b>	<b>0.350</b>	16 1'36.736
17	<b>18 HWARANG</b> Kim	KOR	BVM Racing	BVM Racing	Tatuus F.4 T421	20	32'56.161	<b>1'03.513</b>	<b>4.644</b>	15 1'37.437
18	<b>81 MONTEIRO</b> Nicholas	BRA	Cram Motorsport	Cram Motorsport	Tatuus F.4 T421	20	32'56.504	<b>1'03.856</b>	<b>0.343</b>	9 1'37.476
19	<b>8 MASCHIO</b> Giovanni	ITA	AS Motorsport	AS Motorsport	Tatuus F.4 T421	20	33'17.583	<b>1'24.935</b>	<b>21.079</b>	15 1'38.292
20	<b>36 AKHMED</b> Ismail	UZB	AKM Motorsport	AKM Motorsport	Tatuus F.4 T421	17	28'20.367	<b>3 Laps</b>	<b>3 Laps</b>	15 1'37.769
21	<b>96 CASTRO</b> Jules	BEL	Van Amersfoort Racing	Van Amersfoort Racing	Tatuus F.4 T421	14	24'51.690	<b>6 Laps</b>	<b>3 Laps</b>	13 1'36.183
----- Not Classified -----										
RET	<b>48 SPERANDIO</b> Elia	CHE	Maffi Racing	Maffi Racing	Tatuus F.4 T421	10	16'26.256	<b>10 Laps</b>		7 1'36.665
RET	<b>29 RISHAB</b> Anandraj Jain	SGP	BWR Motorsport	BWR Motorsport	Tatuus F.4 T421	10	17'06.196	<b>10 Laps</b>		9 1'37.036
RET	<b>44 BOHRA</b> Nikhil	USA	US Racing	US Racing	Tatuus F.4 T421	3	8'31.351	<b>17 Laps</b>		3 1'37.021
RET	<b>88 CAMARA</b> Rafael	BRA	Prema Racing	Prema Racing	Tatuus F.4 T421	2	5'28.541	<b>18 Laps</b>		
RET	<b>33 BADOER</b> Brando	ITA	Van Amersfoort Racing	Van Amersfoort Racing	Tatuus F.4 T421	1	1'59.071	<b>19 Laps</b>		

Starting: 26    Classified: 21    Not Classified: 0    Retired: 5    Not Started: 0  
 Fastest Lap N. 17    No. 12 Kimi Andrea Antonelli    Time 1'34.755    Avg. 155,200 Km/h

Humidity:	48%	AIR	29°C
Condition:	DRY	Track	37°C

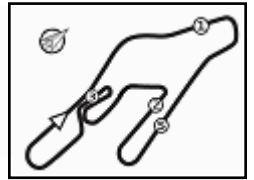
Clerk of the Course : Gianfranco Bonifacio

Race Director : Alessandro Ferrari

03/07/2022    Start 09:04    End 09:37

Powered by FICr PERUGIA TIMING





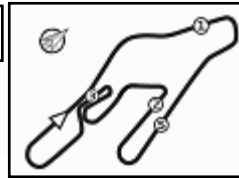
Vallelunga Auto 4.085 m

**ACI Racing Weekend Vallelunga 2-3 Luglio 2022**
**Italian F4 Championship - Lap Chart Race 2**

	Lap																			
	1	2	3	4	5	6	7	8	9	10	11	12	13	14	15	16	17	18	19	20
1	12	12	12	12	12	12	12	12	12	12	12	12	12	12	12	12	12	12	12	12
2	37	7	77	77	77	77	77	77	77	77	77	77	77	77	77	77	77	77	77	77
3	88	77	7	7	7	7	7	7	7	7	7	7	7	7	7	7	7	7	7	7
4	7	22	22	22	22	22	22	22	22	22	22	22	22	22	22	22	22	22	22	22
5	77	37	37	37	37	37	37	37	37	37	37	37	37	37	37	37	37	37	37	37
6	22	52	52	52	52	52	52	52	52	52	52	52	52	52	52	52	52	52	52	52
7	13	20	20	20	20	20	20	20	20	20	20	20	20	20	20	20	20	20	13	13
8	52	13	34	34	34	34	15	13	13	13	13	13	13	13	13	13	13	13	20	20
9	20	34	15	15	15	15	13	15	15	15	15	15	15	15	15	15	15	15	15	15
10	34	83	13	13	13	13	34	34	34	34	34	34	34	34	34	34	34	34	34	34
11	83	15	83	83	83	83	83	83	83	83	83	83	83	83	83	83	83	83	83	83
12	15	89	89	89	89	89	89	89	89	89	89	89	89	89	89	89	89	89	89	89
13	89	11	11	11	11	11	11	11	11	11	11	11	11	11	11	11	11	11	11	11
14	11	9	9	9	9	9	28	28	28	28	28	28	28	28	28	28	28	28	28	28
15	41	28	28	28	28	28	9	9	9	9	9	9	9	9	9	19	19	19	19	19
16	9	38	38	38	38	38	38	38	19	19	19	19	19	19	19	9	9	9	9	9
17	28	78	78	78	78	78	78	19	38	38	38	38	38	38	38	38	38	38	38	38
18	38	19	19	19	19	19	78	78	78	78	78	78	78	78	78	78	78	78	78	78
19	78	96	48	48	48	48	48	48	48	41	41	41	41	41	41	41	41	41	41	41
20	19	48	14	14	14	14	14	14	14	14	17	17	17	17	17	17	17	17	17	17
21	48	21	79	79	79	79	79	79	79	79	17	14	14	14	14	14	14	14	14	14
22	96	79	21	21	21	21	41	41	41	41	79	79	79	79	27	27	27	27	27	27
23	21	14	29	29	29	41	21	17	17	17	27	27	27	27	79	79	79	79	79	79
24	79	29	27	27	41	29	17	27	27	21	21	21	21	21	21	21	21	21	21	21
25	18	18	18	41	17	17	27	21	21	21	18	82	82	82	82	82	82	82	62	62
26	14	27	41	17	27	27	18	18	18	18	82	62	62	62	62	62	62	62	82	82
27	29	41	17	18	18	18	82	82	82	81	62	18	18	18	18	18	18	18	18	18
28	82	82	82	82	82	82	81	81	81	82	81	81	81	81	81	81	81	81	81	81
29	81	17	81	81	81	81	62	62	62	62	8	8	8	8	8	8	36	8	8	8
30	27	81	8	8	8	8	62	8	8	8	36	36	36	36	36	36	8	72	72	
31	17	8	36	62	62	8	36	36	36	36	72	72	72	72	72	72	72			
32	8	36	62	36	36	36	29	29	29	29	96	96	96	96						
33	36	62	96	72	72	72	72	72	72	72										
34	62	72	72	96	96	96	96	96	96	96										
35	33	88	44																	
36	72	44																		
37	44																			

Final Result		
1	12	ANTONELLI K. Laps 20
2	77	BARNARD T. 5.780
3	7	WURZ C. 8.081
4	22	DUNNE A. 13.219
5	37	SZTUKA K. 13.647
6	52	AMAND M. 14.325
7	13	WHARTON J. 16.127
8	20	LAURSEN C. 16.976
9	15	BEDRIN N. 20.073
10	34	STENSHORNE M. 22.909
11	83	WEUG M. 23.630
12	89	DOMINGUES I. 24.178
13	11	PERINO P. 26.673
14	28	KLUSS V. 27.117
15	19	KARLSSON W. 31.932
16	9	SPINA A. 33.565
17	38	RINICELLA V. 38.107
18	78	BLOKINA V. 39.037
19	41	RIED J. 39.665
20	17	FITTIPALDI E. 40.036
21	14	LUND F. 40.668
22	27	ISCHER E. 42.497
23	79	MARKOGIANNIS G. 44.668
24	21	FRASSINETI A. 58.169
25	62	QUONDAMCARLO M. 58.519
26	82	NETO N. 58.869
27	18	HWARANG K. 1'03.513
28	81	MONTEIRO N. 1'03.856
29	8	MASCHIO G. 1'24.935
30	72	FITZGERALD A. 1 Lap
31	36	AKHMED I. 3 Laps
32	96	CASTRO J. 6 Laps
RET	48	SPERANDIO E. 10 Laps
RET	29	RISHAB A. 10 Laps
RET	44	BOHRA N. 17 Laps
RET	88	CAMARA R. 18 Laps
RET	33	BADOER B. 19 Laps





## ACI Racing Weekend Vallelunga 2-3 Luglio 2022

### Italian F4 Championship - Best Sectors & Speed Race 2

**RESULTS**

			Laps 20
1	<b>12 ANTONELLI</b> Kimi Andrea	Tatuus F.4 T421	20
2	<b>77 BARNARD</b> Taylor	Tatuus F.4 T421	5.780
3	<b>7 WURZ</b> Charlie	Tatuus F.4 T421	8.081
4	<b>22 DUNNE</b> Alexander	Tatuus F.4 T421	13.219
5	<b>37 SZTUKA</b> Kacper	Tatuus F.4 T421	13.647
6	<b>52 AMAND</b> Marcus	Tatuus F.4 T421	14.325
7	<b>13 WHARTON</b> James Anthony	Tatuus F.4 T421	16.127
8	<b>20 LAURSEN</b> Conrad	Tatuus F.4 T421	16.976
9	<b>15 BEDRIN</b> Nikita	Tatuus F.4 T421	20.073
10	<b>34 STENSHORNE</b> Martinus	Tatuus F.4 T421	22.909
11	<b>83 WEUG</b> Maya	Tatuus F.4 T421	23.630
12	<b>89 DOMINGUES</b> Ivan Franco	Tatuus F.4 T421	24.178
13	<b>11 PERINO</b> Pedro	Tatuus F.4 T421	26.673
14	<b>28 KLUSS</b> Valentin	Tatuus F.4 T421	27.117
15	<b>19 KARLSSON</b> William	Tatuus F.4 T421	31.932
16	<b>9 SPINA</b> Alfio Andrea	Tatuus F.4 T421	33.565
17	<b>38 RINICELLA</b> Valerio	Tatuus F.4 T421	38.107
18	<b>78 BLOKINA</b> Viktoria	Tatuus F.4 T421	39.037
19	<b>41 RIED</b> Jonas	Tatuus F.4 T421	39.665
20	<b>17 FITTIPALDI</b> Emerson Jr.	Tatuus F.4 T421	40.036
21	<b>14 LUND</b> Frederik	Tatuus F.4 T421	40.668
22	<b>27 ISCHER</b> Ethan	Tatuus F.4 T421	42.497
23	<b>79 MARKOGIANNIS</b> Georgios	Tatuus F.4 T421	44.668
24	<b>21 FRASSINETI</b> Andrea	Tatuus F.4 T421	58.169
25	<b>62 QUONDAMCARLO</b> Manuel	Tatuus F.4 T421	58.519
26	<b>82 NETO</b> Nelson	Tatuus F.4 T421	58.869
27	<b>18 HWARANG</b> Kim	Tatuus F.4 T421	1'03.513
28	<b>81 MONTEIRO</b> Nicholas	Tatuus F.4 T421	1'03.856
29	<b>8 MASCHIO</b> Giovanni	Tatuus F.4 T421	1'24.935
30	<b>72 FITZGERALD</b> Adam	Tatuus F.4 T421	1 Lap
31	<b>36 AKHMED</b> Ismail	Tatuus F.4 T421	3 Laps
32	<b>96 CASTRO</b> Jules	Tatuus F.4 T421	6 Laps
RET	<b>48 SPERANDIO</b> Elia	Tatuus F.4 T421	10 Laps
RET	<b>29 RISHAB</b> Anandraj Jain	Tatuus F.4 T421	10 Laps
RET	<b>44 BOHRA</b> Nikhil	Tatuus F.4 T421	17 Laps
RET	<b>88 CAMARA</b> Rafael	Tatuus F.4 T421	18 Laps
RET	<b>33 BADOER</b> Brando	Tatuus F.4 T421	19 Laps

**SPEED**

1	<b>19 KARLSSON</b> William	Tatuus F.4 T421	220,4
2	<b>7 WURZ</b> Charlie	Tatuus F.4 T421	220,0
3	<b>18 HWARANG</b> Kim	Tatuus F.4 T421	219,5
4	<b>15 BEDRIN</b> Nikita	Tatuus F.4 T421	219,1
5	<b>17 FITTIPALDI</b> Emerson Jr.	Tatuus F.4 T421	219,1
6	<b>37 SZTUKA</b> Kacper	Tatuus F.4 T421	219,1
7	<b>21 FRASSINETI</b> Andrea	Tatuus F.4 T421	218,6
8	<b>13 WHARTON</b> James Anthony	Tatuus F.4 T421	218,6
9	<b>52 AMAND</b> Marcus	Tatuus F.4 T421	218,2
10	<b>41 RIED</b> Jonas	Tatuus F.4 T421	218,2
11	<b>77 BARNARD</b> Taylor	Tatuus F.4 T421	217,7
12	<b>38 RINICELLA</b> Valerio	Tatuus F.4 T421	217,7
13	<b>11 PERINO</b> Pedro	Tatuus F.4 T421	217,7
14	<b>62 QUONDAMCARLO</b> Manuel	Tatuus F.4 T421	217,7
15	<b>83 WEUG</b> Maya	Tatuus F.4 T421	217,7
16	<b>78 BLOKINA</b> Viktoria	Tatuus F.4 T421	217,3
17	<b>44 BOHRA</b> Nikhil	Tatuus F.4 T421	217,3
18	<b>89 DOMINGUES</b> Ivan Franco	Tatuus F.4 T421	216,9
19	<b>28 KLUSS</b> Valentin	Tatuus F.4 T421	216,9
20	<b>79 MARKOGIANNIS</b> Georgios	Tatuus F.4 T421	216,4
21	<b>27 ISCHER</b> Ethan	Tatuus F.4 T421	216,0
22	<b>96 CASTRO</b> Jules	Tatuus F.4 T421	216,0
23	<b>88 CAMARA</b> Rafael	Tatuus F.4 T421	215,6
24	<b>20 LAURSEN</b> Conrad	Tatuus F.4 T421	215,6
25	<b>9 SPINA</b> Alfio Andrea	Tatuus F.4 T421	215,6
26	<b>34 STENSHORNE</b> Martinus	Tatuus F.4 T421	215,6
27	<b>14 LUND</b> Frederik	Tatuus F.4 T421	215,1
28	<b>29 RISHAB</b> Anandraj Jain	Tatuus F.4 T421	215,1
29	<b>8 MASCHIO</b> Giovanni	Tatuus F.4 T421	214,7
30	<b>81 MONTEIRO</b> Nicholas	Tatuus F.4 T421	214,7
31	<b>82 NETO</b> Nelson	Tatuus F.4 T421	214,7
32	<b>22 DUNNE</b> Alexander	Tatuus F.4 T421	214,3
33	<b>36 AKHMED</b> Ismail	Tatuus F.4 T421	214,3
34	<b>12 ANTONELLI</b> Kimi Andrea	Tatuus F.4 T421	213,9
35	<b>48 SPERANDIO</b> Elia	Tatuus F.4 T421	212,2
36	<b>72 FITZGERALD</b> Adam	Tatuus F.4 T421	212,2
37	<b>33 BADOER</b> Brando	Tatuus F.4 T421	210,9

**SEG. 1**

1	<b>17 FITTIPALDI</b> Emerson Jr.	13.150
2	<b>41 RIED</b> Jonas	13.155
3	<b>52 AMAND</b> Marcus	13.211
4	<b>22 DUNNE</b> Alexander	13.222
5	<b>15 BEDRIN</b> Nikita	13.222
6	<b>13 WHARTON</b> James Anthon	13.233
7	<b>37 SZTUKA</b> Kacper	13.243
8	<b>18 HWARANG</b> Kim	13.248
9	<b>89 DOMINGUES</b> Ivan Franco	13.277
10	<b>28 KLUSS</b> Valentin	13.283
11	<b>77 BARNARD</b> Taylor	13.287
12	<b>27 ISCHER</b> Ethan	13.293
13	<b>78 BLOKINA</b> Viktoria	13.295
14	<b>11 PERINO</b> Pedro	13.306
15	<b>19 KARLSSON</b> William	13.308
16	<b>83 WEUG</b> Maya	13.315
17	<b>20 LAURSEN</b> Conrad	13.315
18	<b>14 LUND</b> Frederik	13.327
19	<b>34 STENSHORNE</b> Martinus	13.330
20	<b>82 NETO</b> Nelson	13.352
21	<b>38 RINICELLA</b> Valerio	13.358
22	<b>29 RISHAB</b> Anandraj Jain	13.368
23	<b>79 MARKOGIANNIS</b> Georqi	13.368
24	<b>81 MONTEIRO</b> Nicholas	13.373
25	<b>62 QUONDAMCARLO</b> Man	13.374
26	<b>7 WURZ</b> Charlie	13.375
27	<b>12 ANTONELLI</b> Kimi Andrea	13.384
28	<b>44 BOHRA</b> Nikhil	13.386
29	<b>88 CAMARA</b> Rafael	13.416
30	<b>9 SPINA</b> Alfio Andrea	13.463
31	<b>36 AKHMED</b> Ismail	13.483
32	<b>21 FRASSINETI</b> Andrea	13.489
33	<b>72 FITZGERALD</b> Adam	13.502
34	<b>8 MASCHIO</b> Giovanni	13.505
35	<b>96 CASTRO</b> Jules	13.531
36	<b>48 SPERANDIO</b> Elia	13.554
37	<b>33 BADOER</b> Brando	13.583

**SEG. 2**

1	<b>12 ANTONELLI</b> Kimi Andrea	32.844
2	<b>7 WURZ</b> Charlie	32.933
3	<b>20 LAURSEN</b> Conrad	32.969
4	<b>13 WHARTON</b> James Anthon	33.022
5	<b>77 BARNARD</b> Taylor	33.046
6	<b>52 AMAND</b> Marcus	33.068
7	<b>22 DUNNE</b> Alexander	33.107
8	<b>37 SZTUKA</b> Kacper	33.116
9	<b>11 PERINO</b> Pedro	33.162
10	<b>89 DOMINGUES</b> Ivan Franco	33.186
11	<b>15 BEDRIN</b> Nikita	33.189
12	<b>34 STENSHORNE</b> Martinus	33.195
13	<b>28 KLUSS</b> Valentin	33.197
14	<b>41 RIED</b> Jonas	33.213
15	<b>83 WEUG</b> Maya	33.215
16	<b>19 KARLSSON</b> William	33.234
17	<b>17 FITTIPALDI</b> Emerson Jr.	33.273
18	<b>27 ISCHER</b> Ethan	33.297
19	<b>78 BLOKINA</b> Viktoria	33.353
20	<b>72 FITZGERALD</b> Adam	33.394
21	<b>14 LUND</b> Frederik	33.407
22	<b>9 SPINA</b> Alfio Andrea	33.414
23	<b>79 MARKOGIANNIS</b> Georqi	33.450
24	<b>96 CASTRO</b> Jules	33.461
25	<b>38 RINICELLA</b> Valerio	33.497
26	<b>62 QUONDAMCARLO</b> Man	33.540
27	<b>82 NETO</b> Nelson	33.564
28	<b>48 SPERANDIO</b> Elia	33.633
29	<b>29 RISHAB</b> Anandraj Jain	33.681
30	<b>21 FRASSINETI</b> Andrea	33.698
31	<b>18 HWARANG</b> Kim	33.702
32	<b>81 MONTEIRO</b> Nicholas	33.805
33	<b>44 BOHRA</b> Nikhil	33.819
34	<b>8 MASCHIO</b> Giovanni	33.942
35	<b>33 BADOER</b> Brando	33.951
36	<b>36 AKHMED</b> Ismail	33.981
37	<b>88 CAMARA</b> Rafael	34.151

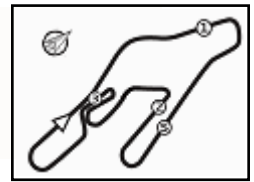
**SEG. 3**

1	<b>77 BARNARD</b> Taylor	28.381
2	<b>12 ANTONELLI</b> Kimi Andrea	28.476
3	<b>13 WHARTON</b> James Anthon	28.561
4	<b>22 DUNNE</b> Alexander	28.600
5	<b>15 BEDRIN</b> Nikita	28.651
6	<b>7 WURZ</b> Charlie	28.660
7	<b>72 FITZGERALD</b> Adam	28.706
8	<b>52 AMAND</b> Marcus	28.707
9	<b>20 LAURSEN</b> Conrad	28.728
10	<b>96 CASTRO</b> Jules	28.732
11	<b>37 SZTUKA</b> Kacper	28.743
12	<b>27 ISCHER</b> Ethan	28.761
13	<b>28 KLUSS</b> Valentin	28.772
14	<b>9 SPINA</b> Alfio Andrea	28.777
15	<b>19 KARLSSON</b> William	28.789
16	<b>38 RINICELLA</b> Valerio	28.826
17	<b>83 WEUG</b> Maya	28.848
18	<b>41 RIED</b> Jonas	28.866
19	<b>62 QUONDAMCARLO</b> Man	28.868
20	<b>78 BLOKINA</b> Viktoria	28.875
21	<b>17 FITTIPALDI</b> Emerson Jr.	28.881
22	<b>89 DOMINGUES</b> Ivan Franco	28.882
23	<b>34 STENSHORNE</b> Martinus	28.889
24	<b>11 PERINO</b> Pedro	28.899
25	<b>29 RISHAB</b> Anandraj Jain	28.909
26	<b>14 LUND</b> Frederik	28.929
27	<b>82 NETO</b> Nelson	29.025
28	<b>79 MARKOGIANNIS</b> Georqi	29.041
29	<b>48 SPERANDIO</b> Elia	29.044
30	<b>44 BOHRA</b> Nikhil	29.222
31	<b>21 FRASSINETI</b> Andrea	29.292
32	<b>33 BADOER</b> Brando	29.351
33	<b>81 MONTEIRO</b> Nicholas	29.370
34	<b>36 AKHMED</b> Ismail	29.417
35	<b>18 HWARANG</b> Kim	29.459
36	<b>8 MASCHIO</b> Giovanni	29.728
37	<b>88 CAMARA</b> Rafael	30.071

**SEG. 4**

1	<b>12 ANTONELLI</b> Kimi Andrea	19.855
2	<b>7 WURZ</b> Charlie	19.967
3	<b>22 DUNNE</b> Alexander	19.989
4	<b>77 BARNARD</b> Taylor	19.992
5	<b>34 STENSHORNE</b> Martinus	19.999
6	<b>37 SZTUKA</b> Kacper	20.031
7	<b>89 DOMINGUES</b> Ivan Franco	20.052
8	<b>13 WHARTON</b> James Anthon	20.067
9	<b>15 BEDRIN</b> Nikita	20.083
10	<b>20 LAURSEN</b> Conrad	20.105
11	<b>83 WEUG</b> Maya	20.106
12	<b>52 AMAND</b> Marcus	20.123
13	<b>19 KARLSSON</b> William	20.155
14	<b>38 RINICELLA</b> Valerio	20.164
15	<b>17 FITTIPALDI</b> Emerson Jr.	20.176
16	<b>9 SPINA</b> Alfio Andrea	20.179
17	<b>96 CASTRO</b> Jules	20.194
18	<b>72 FITZGERALD</b> Adam	20.196
19	<b>27 ISCHER</b> Ethan	20.199
20	<b>11 PERINO</b> Pedro	20.210
21	<b>78 BLOKINA</b> Viktoria	20.243
22	<b>28 KLUSS</b> Valentin	20.246
23	<b>14 LUND</b> Frederik	20.272
24	<b>62 QUONDAMCARLO</b> Man	20.296
25	<b>41 RIED</b> Jonas	20.302
26	<b>79 MARKOGIANNIS</b> Georqi	20.314
27	<b>82 NETO</b> Nelson	20.338
28	<b>48 SPERANDIO</b> Elia	20.377
29	<b>29 RISHAB</b> Anandraj Jain	20.426
30	<b>44 BOHRA</b> Nikhil	20.431
31	<b>21 FRASSINETI</b> Andrea	20.478
32	<b>18 HWARANG</b> Kim	20.528
33	<b>81 MONTEIRO</b> Nicholas	20.563
34	<b>36 AKHMED</b> Ismail	20.599
35	<b>33 BADOER</b> Brando	20.605
36	<b>8 MASCHIO</b> Giovanni	20.661
37	<b>88 CAMARA</b> Rafael	20.736





Vallelunga Auto 4.085 m

# ACI Racing Weekend Vallelunga 2-3 Luglio 2022

## Italian F4 Championship - Chronological Analysis Race 2

Start at 9:03'16.996

**1 / 7**

7 C. WURZ (1'35.112)							
Lap	Seg.1	Seg.2	Seg.3	Seg.4	Lap Time	km/h	Local Time
1			30.225	20.890	1'44.785	<b>220,0</b>	9:05'01.781
2	<b>13.375</b>	34.130	29.323	20.319	1'37.147	214,3	9:06'38.928
3	13.592	33.403	29.763	20.748	1'37.506	211,8	9:08'16.434
4	13.468	33.202	28.827	20.193	1'35.690	214,3	9:09'52.124
5	13.456	33.123	28.825	20.082	1'35.486	213,9	9:11'27.610
6	13.415	33.167	28.835	20.091	1'35.508	213,9	9:13'03.118
7	13.428	33.124	28.797	20.239	1'35.588	212,6	9:14'38.706
8	13.453	33.548	28.855	20.198	1'36.054	213,0	9:16'14.760
9	13.448	33.200	28.736	20.071	1'35.455	212,6	9:17'50.215
10	13.471	33.095	28.720	20.099	1'35.385	213,0	9:19'25.600
11	13.468	33.026	28.694	19.986	1'35.174	213,9	9:21'00.774
12	13.420	33.020	<b>28.660</b>	20.012	<b>1'35.112</b>	213,4	9:22'35.886
13	13.433	33.006	28.799	20.092	1'35.330	213,0	9:24'11.216
14	13.436	<b>32.933</b>	28.769	20.078	1'35.216	213,9	9:25'46.432
15	13.421	33.043	28.744	20.071	1'35.279	213,0	9:27'21.711
16	13.415	32.960	28.721	20.076	1'35.172	214,3	9:28'56.883
17	13.440	33.056	28.751	<b>19.967</b>	1'35.214	213,0	9:30'32.097
18	13.398	33.024	28.690	20.054	1'35.166	212,6	9:32'07.263
19	13.404	32.946	28.745	20.059	1'35.154	215,6	9:33'42.417
20	13.402	33.038	28.825	20.043	1'35.308	213,4	9:35'17.725
Race Time 32'00.729							

16	13.674	34.160	29.366	20.734	1'37.934	208,1	9:29'17.993
17	<b>13.463</b>	33.686	29.096	20.374	1'36.619	212,6	9:30'54.612
18	13.567	33.467	28.824	20.231	<b>1'36.089</b>	211,4	9:32'30.701
19	13.588	33.513	28.900	20.229	1'36.230	210,9	9:34'06.931
20	13.593	33.623	28.808	20.254	1'36.278	211,4	9:35'43.209
Race Time 32'26.213							

8 G. MASCHIO (1'38.292)							
Lap	Seg.1	Seg.2	Seg.3	Seg.4	Lap Time	km/h	Local Time
1		35.940	30.846	21.856	1'54.054	207,7	9:05'14.050
2	13.771	34.450	29.912	21.534	1'39.667	209,3	9:06'50.717
3	<b>13.505</b>	34.373	30.292	21.211	1'39.381	<b>214,7</b>	9:08'30.098
4	13.769	34.248	29.875	21.095	1'38.987	211,4	9:10'09.085
5	13.748	34.163	29.765	20.922	1'38.598	212,2	9:11'47.683
6	13.807	34.181	30.300	21.251	1'39.539	210,5	9:13'27.222
7	13.729	34.207	29.885	20.871	1'38.692	212,2	9:15'05.914
8	13.795	34.198	29.803	20.802	1'38.598	211,4	9:16'44.512
9	13.830	33.975	29.809	20.842	1'38.456	212,2	9:18'22.968
10	13.831	34.016	29.960	20.820	1'38.627	210,9	9:20'01.595
11	13.795	34.084	30.096	<b>20.661</b>	1'38.636	210,9	9:21'40.231
12	13.791	33.943	29.845	20.877	1'38.456	211,4	9:23'18.687
13	13.853	34.164	30.036	20.872	1'38.925	210,5	9:24'57.612
14	13.730	34.551	<b>29.728</b>	20.720	1'38.729	211,8	9:26'36.341
15	13.780	33.980	29.731	20.801	<b>1'38.292</b>	212,2	9:28'14.633
16	13.781	34.119	29.840	20.910	1'38.650	211,4	9:29'53.283
17	13.824	39.403	30.191	20.941	1'44.359	199,6	9:31'37.642
18	14.532	34.154	29.963	20.797	1'39.446	211,8	9:33'17.088
19	13.878	34.188	29.866	20.852	1'38.784	210,5	9:34'55.872
20	13.842	<b>33.942</b>	29.955	20.968	1'38.707	210,9	9:36'34.579
Race Time 33'17.583							

11 P. PERINO (1'35.855)							
Lap	Seg.1	Seg.2	Seg.3	Seg.4	Lap Time	km/h	Local Time
1		34.855	30.605	22.120	1'48.298	216,4	9:05'05.294
2	13.448	34.051	29.625	20.645	1'37.769	216,0	9:06'43.063
3	13.370	33.929	30.066	20.623	1'37.988	212,2	9:08'21.051
4	13.401	33.534	29.216	20.446	1'36.597	214,7	9:09'57.648
5	13.397	33.394	29.071	20.380	1'36.242	214,3	9:11'33.890
6	13.396	33.333	29.191	20.429	1'36.349	214,7	9:13'10.239
7	13.334	33.669	29.272	20.428	1'36.703	215,1	9:14'46.942
8	13.395	33.309	29.054	20.460	1'36.218	215,1	9:16'23.160
9	<b>13.306</b>	33.575	29.275	20.447	1'36.603	<b>217,7</b>	9:17'59.763
10	13.395	33.254	28.936	20.304	1'35.889	215,1	9:19'35.652
11	13.331	33.343	29.136	20.262	1'36.072	216,4	9:21'11.724
12	13.346	33.375	28.978	20.434	1'36.133	213,4	9:22'47.857
13	13.380	33.428	28.987	20.431	1'36.226	214,7	9:24'24.083
14	13.395	33.249	28.971	20.426	1'36.041	214,7	9:26'00.124
15	13.402	33.282	29.132	20.300	1'36.116	214,3	9:27'36.240
16	13.420	33.249	<b>28.899</b>	20.457	1'36.025	213,4	9:29'12.265
17	13.446	33.522	29.101	<b>20.210</b>	1'36.279	213,9	9:30'48.544
18	13.432	<b>33.162</b>	28.942	20.329	1'35.865	213,4	9:32'24.409
19	13.434	33.227	28.977	20.217	<b>1'35.855</b>	212,6	9:34'00.264
20	13.439	33.204	28.996	20.414	1'36.053	213,0	9:35'36.317
Race Time 32'19.321							

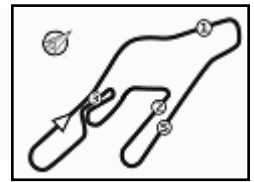
9 A. SPINA (1'36.089)							
Lap	Seg.1	Seg.2	Seg.3	Seg.4	Lap Time	km/h	Local Time
1		34.803	30.504	21.639	1'48.569	210,5	9:05'05.565
2	13.625	34.345	29.979	20.561	1'38.510	<b>215,6</b>	9:06'44.075
3	13.630	33.867	29.099	20.759	1'37.355	210,5	9:08'21.430
4	13.533	33.728	29.066	20.545	1'36.872	210,5	9:09'58.302
5	13.581	33.800	28.947	20.337	1'36.665	210,1	9:11'34.967
6	13.638	33.526	28.839	20.334	1'36.337	210,5	9:13'11.304
7	13.640	33.600	28.894	20.317	1'36.451	211,8	9:14'47.755
8	13.640	34.376	28.992	20.369	1'37.377	209,7	9:16'25.132
9	13.626	33.820	28.855	20.299	1'36.600	210,5	9:18'01.732
10	13.663	33.609	28.839	20.268	1'36.379	210,1	9:19'38.111
11	13.640	<b>33.414</b>	28.886	20.329	1'36.269	210,9	9:21'14.380
12	13.670	33.586	<b>28.777</b>	<b>20.179</b>	1'36.212	210,1	9:22'50.592
13	13.676	33.595	28.866	20.332	1'36.469	210,9	9:24'27.061
14	13.699	33.866	28.817	20.263	1'36.645	210,5	9:26'03.706
15	13.688	33.605	28.803	20.257	1'36.353	210,1	9:27'40.059

12 K. ANTONELLI (1'34.755)							
Lap	Seg.1	Seg.2	Seg.3	Seg.4	Lap Time	km/h	Local Time
1			28.953	20.370	1'42.355	211,8	9:04'59.351
2	13.550	33.238	28.825	20.210	1'35.823	211,8	9:06'35.174
3	13.506	33.081	28.695	20.200	1'35.482	212,2	9:08'10.656
4	13.504	33.104	28.710	20.125	1'35.443	212,6	9:09'46.099
5	13.494	33.109	28.636	20.103	1'35.342	213,0	9:11'21.441
6	13.478	32.948	28.599	19.965	1'34.990	213,0	9:12'56.431
7	13.491	33.171	28.729	20.071	1'35.462	212,6	9:14'31.893
8	13.488	33.415	28.754	20.019	1'35.676	212,6	9:16'07.569
9	13.456	33.219	28.540	20.022	1'35.237	212,6	9:17'42.806
10	13.458	33.136	28.677	20.062	1'35.333	212,6	9:19'18.139
11	13.454	32.980	<b>28.476</b>	19.928	1'34.838	213,4	9:20'52.977
12	13.426	33.083	28.694	20.277	1'35.480	<b>213,9</b>	9:22'28.457
13	13.453	33.173	28.670	20.292	1'35.588	213,0	9:24'04.045
14	13.455	32.916	28.560	20.074	1'35.005	<b>213,9</b>	9:25'39.050
15	13.409	32.880	28.544	19.993	1'34.826	213,4	9:27'13.876
16	13.391	33.345	28.699	20.051	1'35.486	213,0	9:28'49.362
17	13.409	32.925	28.566	<b>19.855</b>	<b>1'34.755</b>	<b>213,9</b>	9:30'24.117
18	<b>13.384</b>	33.027	28.612	20.053	1'35.076	<b>213,9</b>	9:31'59.193
19	13.423	<b>32.844</b>	28.754	20.052	1'35.073	<b>213,9</b>	9:33'34.266
20	13.418	33.065	28.705	20.190	1'35.378	213,4	9:35'09.644
Race Time 31'52.648							

13 J. WHARTON (1'35.212)							
Lap	Seg.1	Seg.2	Seg.3	Seg.4	Lap Time	km/h	Local Time
1			30.144	21.127	1'45.512	208,5	9:05'02.508
2	13.267	34.025	30.116	21.756	1'39.164	<b>218,6</b>	9:06'41.672
3	13.745	33.755	29.750	20.810	1'38.060	216,4	9:08'19.732
4	13.241	33.584	29.132	20.383	1'36.340	216,0	9:09'56.072
5	13.294	33.442	28.872	20.519	1'36.127	216,0	9:11'32.199
6	13.273	33.744	29.115	20.328	1'36.460	217,7	9:13'08.659
7	13.235	33.387	29.315	20.262	1'36.199	218,2	9:14'44.858
8	13.313	33.319	28.665	20.083	1'35.380	215,1	9:16'20.238
9	13.462	33.187	28.616	20.100	1'35.365	213,4	9:17'55.603

03/07/2022

P = Pits In/Out - C = Lap Time Cancelled



Vallelunga Auto 4.085 m

# ACI Racing Weekend Vallelunga 2-3 Luglio 2022

## Italian F4 Championship - Chronological Analysis Race 2

Start at 9:03'16.996

**2 / 7**

10	13.436	33.207	<b>28.561</b>	20.080	1'35.284	213,9	9:19'30.887	4	<b>13.150</b>	34.038	29.373	20.503	1'37.064	<b>219,1</b>	9:10'05.355
11	13.410	33.151	28.633	20.071	1'35.265	214,3	9:21'06.152	5	13.298	33.939	29.858	20.493	1'37.588	215,6	9:11'42.943
12	13.382	33.123	28.643	<b>20.067</b>	1'35.215	215,1	9:22'41.367	6	13.370	33.550	29.506	20.479	1'36.905	216,0	9:13'19.848
13	13.337	33.106	28.633	20.136	<b>1'35.212</b>	216,0	9:24'16.579	7	13.341	33.664	29.040	20.632	1'36.677	214,3	9:14'56.525
14	13.309	33.082	28.877	20.155	1'35.423	215,6	9:25'52.002	8	13.773	33.594	<b>28.881</b>	20.381	1'36.629	217,7	9:16'33.154
15	13.303	33.244	28.756	20.116	1'35.419	216,9	9:27'27.421	9	13.479	33.312	29.001	<b>20.176</b>	1'35.968	212,6	9:18'09.122
16	<b>13.233</b>	33.281	28.844	20.193	1'35.551	217,3	9:29'02.972	10	13.457	33.440	28.894	20.283	1'36.074	212,2	9:19'45.196
17	13.362	<b>33.022</b>	29.064	20.074	1'35.522	216,9	9:30'38.494	11	13.354	33.416	29.397	20.860	1'37.027	214,7	9:21'22.223
18	13.243	33.234	29.018	20.112	1'35.607	216,0	9:32'14.101	12	13.297	33.305	28.910	20.198	<b>1'35.710</b>	216,0	9:22'57.933
19	13.261	33.103	29.415	20.329	1'36.108	215,6	9:33'50.209	13	13.392	33.406	28.984	20.322	1'36.104	211,8	9:24'34.037
20	13.457	33.090	28.827	20.188	1'35.562	212,6	9:35'25.771	14	13.335	<b>33.273</b>	29.008	20.362	1'35.978	217,3	9:26'10.015

Race Time 32'08.775

**14 F. LUND (1'36.283)**

Lap	Seg.1	Seg.2	Seg.3	Seg.4	Lap Time	km/h	Local Time
1		34.498	31.556	21.507	1'51.729	<b>215,1</b>	9:05'08.725
2	<b>13.327</b>	34.141	30.396	20.912	1'38.776	214,3	9:06'47.501
3	13.510	34.455	29.317	20.504	1'37.786	209,7	9:08'25.287
4	13.426	34.021	29.343	20.531	1'37.321	214,3	9:10'02.608
5	13.491	33.705	29.255	20.575	1'37.026	212,6	9:11'39.634
6	13.503	33.587	29.243	20.596	1'36.929	213,0	9:13'16.563
7	13.507	33.569	29.132	20.459	1'36.667	212,6	9:14'53.230
8	13.525	33.561	29.302	20.444	1'36.832	213,4	9:16'30.062
9	13.517	33.585	29.209	20.519	1'36.830	213,0	9:18'06.892
10	13.475	<b>33.407</b>	29.273	20.641	1'36.796	213,9	9:19'43.688
11	13.387	33.758	29.960	21.082	1'38.187	213,4	9:21'21.875
12	13.471	33.916	29.196	20.381	1'36.964	212,2	9:22'58.839
13	13.498	33.532	29.091	20.391	1'36.512	211,8	9:24'35.351
14	13.521	33.494	29.030	20.316	1'36.361	211,8	9:26'11.712
15	13.541	33.531	28.975	20.308	1'36.355	211,4	9:27'48.067
16	13.525	33.466	29.037	20.345	1'36.373	211,8	9:29'24.440
17	13.535	33.414	29.064	<b>20.272</b>	1'36.285	211,8	9:31'00.725
18	13.497	33.762	<b>28.929</b>	20.285	1'36.473	210,1	9:32'37.198
19	13.495	33.443	29.013	20.332	<b>1'36.283</b>	211,4	9:34'13.481
20	13.389	33.480	29.380	20.582	1'36.831	214,7	9:35'50.312

Race Time 32'33.316

**15 N. BEDRIN (1'35.449)**

Lap	Seg.1	Seg.2	Seg.3	Seg.4	Lap Time	km/h	Local Time
1		34.456	30.525	22.259	1'47.865	<b>219,1</b>	9:05'04.861
2	13.555	33.688	29.114	20.640	1'36.997	213,0	9:06'41.858
3	13.333	33.812	29.724	20.725	1'37.594	217,3	9:08'19.452
4	13.358	33.372	29.084	20.390	1'36.204	215,1	9:09'55.656
5	13.298	33.361	29.045	20.490	1'36.194	215,1	9:11'31.850
6	<b>13.222</b>	33.913	28.964	20.389	1'36.488	217,3	9:13'08.338
7	13.277	33.360	29.211	20.284	1'36.132	216,4	9:14'44.470
8	13.461	33.965	29.121	20.351	1'36.898	213,0	9:16'21.368
9	13.413	33.359	28.778	20.276	1'35.826	213,9	9:17'57.194
10	13.463	33.429	28.726	20.186	1'35.804	213,9	9:19'32.998
11	13.451	33.254	28.739	20.271	1'35.715	212,6	9:21'08.713
12	13.502	33.305	28.739	20.227	1'35.773	213,0	9:22'44.486
13	13.459	33.263	28.771	20.232	1'35.725	214,3	9:24'20.211
14	13.479	33.327	<b>28.651</b>	20.178	1'35.635	213,0	9:25'55.846
15	13.462	33.221	28.683	<b>20.083</b>	<b>1'35.449</b>	213,4	9:27'31.295
16	13.437	33.297	28.896	20.110	1'35.740	213,9	9:29'07.035
17	13.473	33.287	28.660	20.177	1'35.597	213,4	9:30'42.632
18	13.452	33.290	28.808	20.223	1'35.773	213,4	9:32'18.405
19	13.458	33.325	28.669	20.220	1'35.672	212,6	9:33'54.077
20	13.439	<b>33.189</b>	28.812	20.200	1'35.640		9:35'29.717

Race Time 32'12.721

**17 E. FITTIPALDI (1'35.710)**

Lap	Seg.1	Seg.2	Seg.3	Seg.4	Lap Time	km/h	Local Time
1		33.887	29.951	21.111	1'53.365	213,4	9:05'10.361
2	13.421	34.086	30.164	21.924	1'39.595	217,7	9:06'49.956
3	13.675	34.397	29.581	20.682	1'38.335	214,7	9:08'28.291

**18 K. HWARANG (1'37.437)**

Lap	Seg.1	Seg.2	Seg.3	Seg.4	Lap Time	km/h	Local Time
1		34.874	31.743	21.323	1'51.373	218,2	9:05'08.369
2	<b>13.248</b>	34.431	31.042	21.344	1'40.065	218,2	9:06'48.434
3	13.341	34.688	30.332	20.963	1'39.324	<b>219,5</b>	9:08'27.758
4	13.364	34.723	29.652	20.756	1'38.495	<b>219,5</b>	9:10'06.253
5	13.438	<b>33.702</b>	29.910	20.655	1'37.705	216,4	9:11'43.958
6	13.351	33.902	29.768	20.558	1'37.579	217,3	9:13'21.537
7	13.413	34.854	29.530	20.562	1'38.359	213,0	9:14'59.896
8	13.488	33.865	29.592	20.623	1'37.568	214,7	9:16'37.464
9	13.561	33.914	29.570	<b>20.528</b>	1'37.573	214,3	9:18'15.037
10	13.518	33.804	30.596	20.598	1'38.516	213,4	9:19'53.553
11	13.517	33.823	29.589	20.906	1'37.835	214,3	9:21'31.388
12	13.615	34.840	30.086	20.656	1'39.197	211,8	9:23'10.585
13	13.355	34.215	29.874	20.704	1'38.148	213,9	9:24'48.733
14	13.454	33.802	29.805	20.670	1'37.731	215,6	9:26'26.464
15	13.520	33.822	<b>29.459</b>	20.636	<b>1'37.437</b>	214,7	9:28'03.901
16	13.527	33.711	29.649	20.703	1'37.590	214,3	9:29'41.491
17	13.555	33.808	29.584	20.529	1'37.476	214,3	9:31'18.967
18	13.550	33.798	29.912	20.759	1'38.019	214,7	9:32'56.986
19	13.564	33.993	29.698	20.716	1'37.971	214,3	9:34'34.957
20	13.574	33.925	29.871	20.830	1'38.200	213,9	9:36'13.157

Race Time 32'56.161

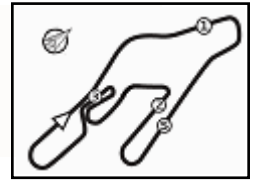
**19 W. KARLSSON (1'35.769)**

Lap	Seg.1	Seg.2	Seg.3	Seg.4	Lap Time	km/h	Local Time
1		34.750	31.245	21.430	1'49.314	219,1	9:05'06.310
2	13.644	34.161	30.581	21.197	1'39.583	218,6	9:06'45.893
3	14.208	33.969	29.141	20.540	1'37.858	216,4	9:08'23.751
4	13.480	33.459	29.208	20.380	1'36.527	216,0	9:10'00.278
5	13.384	33.500	29.326	20.869	1'37.079	217,7	9:11'37.357
6	14.001	33.553	29.127	20.370	1'37.051	213,9	9:13'14.408
7	13.472	33.465	28.939	20.331	1'36.207	216,4	9:14'50.615
8	13.341	33.516	29.147	20.564	1'36.568	217,7	9:16'27.183
9	13.339	33.815	28.899	20.312	1'36.365	213,0	9:18'03.548
10	13.531	33.380	28.842	20.178	1'35.931	215,6	9:19'39.479
11	13.459	<b>33.234</b>	<b>28.789</b>	20.294	1'35.776	216,9	9:21'15.255
12	13.428	33.340	28.987	20.287	1'36.042	217,7	9:22'51.297
13	13.372	33.510	29.046	20.360	1'36.288	218,6	9:24'27.585
14	13.329	33.920	28.996	20.380	1'36.625	<b>220,4</b>	9:26'04.210
15	13.340	33.807	28.874	20.252	1'36.273	217,3	9:27'40.483
16	<b>13.308</b>	34.057	29.238	20.586	1'37.189	216,0	9:29'17.672
17	13.522	33.353	28.879	20.212	1'35.966	214,7	9:30'53.638
18	13.488	33.449	29.046	20.251	1'36.234	214,3	9:32'29.872
19	13.517	33.257	28.840	<b>20.155</b>	<b>1'35.769</b>	216,0	9:34'05.641
20	13.492	33.279	28.939	20.225	1'35.935	215,6	9:35'41.576

03/07/2022

P = Pits In/Out - C = Lap Time Cancelled





Vallelunga Auto 4.085 m

# ACI Racing Weekend Vallelunga 2-3 Luglio 2022

## Italian F4 Championship - Chronological Analysis Race 2

Start at 9:03'16.996

**3 / 7**

Race Time 32'24.580

20 C. LAURSEN (1'35.363)							
Lap	Seg.1	Seg.2	Seg.3	Seg.4	Lap Time	km/h	Local Time
1			30.400	21.042	1'46.097	214,7	9:05'03.093
2	13.416	33.669	29.959	21.354	1'38.398	<b>215,6</b>	9:06'41.491
3	13.496	33.656	29.121	20.350	1'36.623	208,5	9:08'18.114
4	13.397	33.413	29.459	20.252	1'36.521	213,9	9:09'54.635
5	13.446	33.198	28.963	20.214	1'35.821	212,2	9:11'30.456
6	13.402	33.151	28.798	20.308	1'35.659	213,9	9:13'06.115
7	13.380	33.355	29.134	20.285	1'36.154	214,3	9:14'42.269
8	13.368	33.303	29.135	20.209	1'36.015	214,3	9:16'18.284
9	<b>13.315</b>	33.360	28.989	20.176	1'35.840	215,1	9:17'54.124
10	13.396	33.163	28.812	20.126	1'35.497	213,4	9:19'29.621
11	13.336	33.245	28.898	<b>20.105</b>	1'35.584	214,3	9:21'05.205
12	13.351	33.112	28.852	20.163	1'35.478	214,7	9:22'40.683
13	13.412	33.050	28.789	20.112	<b>1'35.363</b>	215,1	9:24'16.046
14	13.357	<b>32.969</b>	28.989	20.197	1'35.512	<b>215,6</b>	9:25'51.558
15	13.402	33.096	28.870	20.136	1'35.504	213,4	9:27'27.062
16	13.380	33.100	<b>28.728</b>	20.170	1'35.378	213,4	9:29'02.440
17	13.380	33.174	28.987	20.138	1'35.679	215,1	9:30'38.119
18	13.355	33.060	28.894	20.185	1'35.494	213,4	9:32'13.613
19	13.377	33.128	30.273	20.372	1'37.150	212,6	9:33'50.763
20	13.394	33.330	28.868	20.265	1'35.857	213,9	9:35'26.620

Race Time 32'09.624

21 A. FRASSINETI (1'37.196)							
Lap	Seg.1	Seg.2	Seg.3	Seg.4	Lap Time	km/h	Local Time
1		34.683	31.640	21.051	1'50.758	<b>218,6</b>	9:05'07.754
2	<b>13.489</b>	34.025	30.657	21.067	1'39.238	215,1	9:06'46.992
3	13.969	34.995	29.788	20.838	1'39.590	217,7	9:08'26.582
4	13.561	33.842	29.383	20.660	1'37.446	215,1	9:10'04.028
5	13.494	33.861	29.442	20.681	1'37.478	213,0	9:11'41.506
6	13.544	33.894	<b>29.292</b>	20.532	1'37.262	213,9	9:13'18.768
7	13.517	<b>33.698</b>	29.567	20.905	1'37.687	214,3	9:14'56.455
8	13.710	34.045	30.305	20.625	1'38.685	214,3	9:16'35.140
9	13.513	33.748	29.328	20.607	<b>1'37.196</b>	215,6	9:18'12.336
10	13.548	33.699	29.383	20.682	1'37.312	214,3	9:19'49.648
11	13.547	33.796	29.323	21.664	1'38.330	213,9	9:21'27.978
12	13.563	33.715	29.555	20.580	1'37.413	214,7	9:23'05.391
13	13.568	33.776	29.572	20.625	1'37.541	214,3	9:24'42.932
14	13.569	33.755	29.316	20.612	1'37.252	214,7	9:26'20.184
15	13.585	33.771	29.417	20.660	1'37.433	214,3	9:27'57.617
16	13.602	33.905	29.552	<b>20.478</b>	1'37.537	213,4	9:29'35.154
17	13.615	34.014	29.578	20.670	1'37.877	212,6	9:31'13.031
18	13.629	34.141	29.693	20.644	1'38.107	210,9	9:32'51.138
19	13.641	33.829	29.650	20.701	1'37.821	212,6	9:34'28.959
20	13.664	34.471	30.050	20.669	1'38.854	211,4	9:36'07.813

Race Time 32'50.817

22 A. DUNNE (1'35.366)							
Lap	Seg.1	Seg.2	Seg.3	Seg.4	Lap Time	km/h	Local Time
1			29.995	21.151	1'45.306	210,5	9:05'02.302
2	<b>13.222</b>	34.038	29.918	20.614	1'37.792	<b>214,3</b>	9:06'40.094
3	13.484	33.592	29.333	20.521	1'36.930	213,0	9:08'17.024
4	13.417	33.466	28.887	20.268	1'36.038	213,4	9:09'53.062
5	13.427	33.336	28.772	20.279	1'35.814	213,4	9:11'28.876
6	13.460	33.395	28.974	20.270	1'36.099	213,0	9:13'04.975
7	13.506	33.291	28.780	20.219	1'35.796	212,6	9:14'40.771
8	13.500	33.577	28.761	20.206	1'36.044	211,4	9:16'16.815
9	13.490	33.382	28.686	20.180	1'35.738	212,2	9:17'52.553
10	13.511	33.252	28.669	20.186	1'35.618	211,8	9:19'28.171
11	13.517	33.215	<b>28.600</b>	20.034	<b>1'35.366</b>	213,0	9:21'03.537
12	13.478	33.177	28.659	20.133	1'35.447	212,6	9:22'38.984
13	13.506	33.167	28.621	20.153	1'35.447	213,9	9:24'14.431
14	13.500	33.193	28.663	20.056	1'35.412	213,4	9:25'49.843

Race Time 32'19.765

15	13.501	33.231	28.758	20.052	1'35.542	213,0	9:27'25.385
16	13.486	33.272	28.628	20.085	1'35.471	212,6	9:29'00.856
17	13.516	33.164	28.831	<b>19.989</b>	1'35.500	212,6	9:30'36.356
18	13.498	33.194	28.690	19.996	1'35.378	212,6	9:32'11.734
19	13.488	<b>33.107</b>	28.806	20.049	1'35.450	213,0	9:33'47.184
20	13.484	33.129	28.859	20.207	1'35.679	213,4	9:35'22.863

Race Time 32'05.867

27 E. ISCHER (1'35.831)							
Lap	Seg.1	Seg.2	Seg.3	Seg.4	Lap Time	km/h	Local Time
1		35.493	30.239	21.396	1'53.156	209,3	9:05'10.152
2	13.549	33.987	29.823	21.346	1'38.705	<b>216,0</b>	9:06'48.857
3	13.336	34.289	29.897	21.294	1'38.816	215,1	9:08'27.673
4	13.411	33.855	29.123	20.669	1'37.058	213,4	9:10'04.731
5	13.336	34.250	30.367	20.727	1'38.680	213,9	9:11'43.411
6	13.348	33.738	29.379	20.503	1'36.968	213,9	9:13'20.379
7	13.350	33.789	29.087	20.482	1'36.708	213,9	9:14'57.087
8	13.391	33.986	29.334	20.334	1'37.045	<b>216,0</b>	9:16'34.132
9	13.477	33.424	28.846	20.284	1'36.031	213,0	9:18'10.163
10	13.443	33.542	28.960	20.535	1'36.480	212,6	9:19'46.643
11	13.475	33.575	29.076	20.849	1'36.975	211,4	9:21'23.618
12	13.425	33.985	28.781	20.308	1'36.499	210,1	9:23'00.117
13	13.396	33.489	29.046	20.337	1'36.268	213,9	9:24'36.385
14	<b>13.293</b>	33.565	29.571	20.409	1'36.838	215,6	9:26'13.223
15	13.340	33.763	29.350	20.620	1'37.073	213,4	9:27'50.296
16	13.498	33.366	28.868	20.294	1'36.026	212,6	9:29'26.322
17	13.475	34.722	29.102	20.286	1'37.585	203,4	9:31'03.907
18	13.525	33.346	<b>28.761</b>	<b>20.199</b>	<b>1'35.831</b>	211,4	9:32'39.738
19	13.511	33.474	28.889	20.229	1'36.103	211,8	9:34'15.841
20	13.490	<b>33.297</b>	29.133	20.380	1'36.300	212,2	9:35'52.141

Race Time 32'35.145

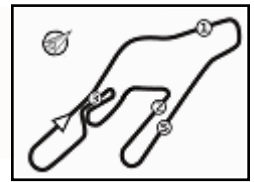
28 V. KLUSS (1'35.842)							
Lap	Seg.1	Seg.2	Seg.3	Seg.4	Lap Time	km/h	Local Time
1		34.659	30.846	21.714	1'48.814	212,6	9:05'05.810
2	13.466	34.016	30.592	20.751	1'38.825	<b>216,9</b>	9:06'44.635
3	13.437	33.894	29.273	20.591	1'37.195	<b>216,9</b>	9:08'21.830
4	13.326	33.813	29.131	20.597	1'36.867	216,4	9:09'58.697
5	13.350	33.837	29.194	20.423	1'36.804	215,6	9:11'35.501
6	13.370	33.442	29.155	20.354	1'36.321	215,6	9:13'11.822
7	13.354	33.705	28.958	20.376	1'36.393	214,7	9:14'48.215
8	13.341	33.622	<b>28.772</b>	20.306	1'36.041	208,9	9:16'24.256
9	13.454	33.392	29.010	20.358	1'36.214	212,2	9:18'00.470
10	13.422	33.342	28.947	20.363	1'36.074	212,6	9:19'36.544
11	13.459	33.354	29.048	20.270	1'36.131	212,6	9:21'12.675
12	13.441	<b>33.197</b>	28.916	20.343	1'35.897	213,4	9:22'48.572
13	13.388	33.204	28.915	20.422	1'35.929	214,7	9:24'24.501
14	13.334	33.284	28.999	20.482	1'36.099	215,6	9:26'00.600
15	13.382	33.239	29.098	20.432	1'36.151	214,3	9:27'36.751
16	13.339	33.333	28.798	20.379	1'35.849	214,3	9:29'12.600
17	<b>13.283</b>	33.643	29.185	20.309	1'36.420	215,1	9:30'49.020
18	13.331	33.468	28.797	<b>20.246</b>	<b>1'35.842</b>	213,9	9:32'24.862
19	13.339	33.395	28.926	20.293	1'35.953	214,3	9:34'00.815
20	13.387	33.343	28.859	20.357	1'35.946	214,3	9:35'36.761

Race Time 32'19.765

29 A. RISHAB (1'37.036)							
Lap	Seg.1	Seg.2	Seg.3	Seg.4	Lap Time	km/h	Local Time
1		35.458	30.381	21.701	1'52.276	206,9	9:05'09.272
2	13.422	33.912	30.390	21.264	1'38.988	213,0	9:06'48.260
3	13.467	34.462	30.086	20.817	1'38.832	<b>215,1</b>	9:08'27.092
4	13.434	33.815	29.392	20.566	1'37.207	213,4	9:10'04.299
5	<b>13.368</b>	34.109	29.773	20.491	1'37.741	213,0	9:11'42.040
6	13.530	34.012	29.474	20.622	1'37.638	211,8	9:13'19.678
7	13.605	1'08.365	29.530	20.619	2'12.119	195,7	9:15'31.797
8	13.792	33.784	29.203	20.480	1'37.259	209,3	9:17'09.056

03/07/2022

P = Pits In/Out - C = Lap Time Cancelled



Vallelunga Auto 4.085 m

# ACI Racing Weekend Vallelunga 2-3 Luglio 2022

## Italian F4 Championship - Chronological Analysis Race 2

Start at 9:03'16.996

**4 / 7**

9	13.771	33.707	29.132	<b>20.426</b>	<b>1'37.036</b>	208,1	9:18'46.092
10	13.740	33.732	29.136	20.492	1'37.100	209,3	9:20'23.192
Race Time 17'06.196							

12	13.274	<b>33.116</b>	28.831	20.211	1'35.432	217,3	9:22'39.515
13	13.292	33.204	<b>28.743</b>	20.205	1'35.444	216,9	9:24'14.959
14	13.284	33.135	28.855	20.065	1'35.339	216,9	9:25'50.298
15	13.271	33.333	28.784	20.170	1'35.558	217,3	9:27'25.856
16	13.262	33.336	28.769	20.053	1'35.420	215,6	9:29'01.276
17	13.265	33.234	29.050	20.075	1'35.624	216,9	9:30'36.900
18	13.291	33.190	28.798	<b>20.031</b>	<b>1'35.310</b>	217,3	9:32'12.210
19	<b>13.243</b>	33.257	28.835	20.077	1'35.412	217,3	9:33'47.622
20	13.253	33.204	28.943	20.269	1'35.669	216,9	9:35'23.291
Race Time 32'06.295							

33 B. BADOER							
Lap	Seg.1	Seg.2	Seg.3	Seg.4	Lap Time	km/h	Local Time
1		34.057	<b>29.351</b>	<b>20.605</b>	1'59.071	210,1	9:05'16.067
Race Time 1'59.071							

34 M. STENSHORNE (1'35.685)							
Lap	Seg.1	Seg.2	Seg.3	Seg.4	Lap Time	km/h	Local Time
1			30.615	21.346	1'46.778	215,1	9:05'03.774
2	13.478	33.562	29.766	21.105	1'37.911	213,4	9:06'41.685
3	13.342	33.777	29.579	20.393	1'37.091	<b>215,6</b>	9:08'18.776
4	13.441	33.479	29.062	20.385	1'36.367	214,7	9:09'55.143
5	13.358	33.393	29.261	20.337	1'36.349	214,3	9:11'31.492
6	13.507	33.547	29.102	20.237	1'36.393	213,4	9:13'07.885
7	13.494	33.412	30.095	20.410	1'37.411	213,4	9:14'45.296
8	<b>13.330</b>	33.476	29.459	20.378	1'36.643	<b>215,6</b>	9:16'21.939
9	13.367	33.399	29.083	20.206	1'36.055	215,1	9:17'57.994
10	13.425	33.366	29.004	20.138	1'35.933	<b>215,6</b>	9:19'33.927
11	13.432	33.375	28.954	20.278	1'36.039	214,3	9:21'09.966
12	13.469	33.242	29.097	20.194	1'36.002	214,7	9:22'45.968
13	13.469	33.359	29.057	20.147	1'36.032	214,7	9:24'22.000
14	13.475	33.238	28.962	20.104	1'35.779	214,7	9:25'57.779
15	13.482	33.249	28.977	20.075	1'35.783	214,3	9:27'33.562
16	13.480	33.317	<b>28.889</b>	<b>19.999</b>	<b>1'35.685</b>	213,9	9:29'09.247
17	13.483	33.248	28.933	20.026	1'35.690	214,3	9:30'44.937
18	13.467	33.245	29.049	20.165	1'35.926	213,9	9:32'20.863
19	13.503	33.317	29.043	20.060	1'35.923	213,9	9:33'56.786
20	13.469	<b>33.195</b>	29.059	20.044	1'35.767	214,3	9:35'32.553
Race Time 32'15.557							

38 V. RINICELLA (1'36.185)							
Lap	Seg.1	Seg.2	Seg.3	Seg.4	Lap Time	km/h	Local Time
1		34.863	30.676	21.665	1'48.987	215,1	9:05'05.983
2	13.450	34.451	30.382	20.730	1'39.013	<b>217,7</b>	9:06'44.996
3	<b>13.358</b>	33.997	29.447	20.544	1'37.346	213,4	9:08'22.342
4	13.431	33.767	29.211	20.487	1'36.896	213,4	9:09'59.238
5	13.425	33.674	29.293	20.400	1'36.792	213,0	9:11'36.030
6	13.422	33.598	29.083	20.473	1'36.576	214,7	9:13'12.606
7	13.478	33.734	29.409	20.486	1'37.107	213,0	9:14'49.713
8	13.560	33.875	29.262	20.496	1'37.193	212,2	9:16'26.906
9	13.592	34.309	29.380	20.420	1'37.701	209,3	9:18'04.607
10	13.576	33.765	29.356	20.402	1'37.099	211,4	9:19'41.706
11	13.586	33.759	29.706	20.414	1'37.465	211,8	9:21'19.171
12	13.614	33.561	29.135	20.340	1'36.650	210,9	9:22'55.821
13	13.643	33.722	28.935	20.240	1'36.540	211,8	9:24'32.361
14	13.615	<b>33.497</b>	<b>28.826</b>	20.247	<b>1'36.185</b>	213,0	9:26'08.546
15	13.578	33.622	28.845	20.223	1'36.268	212,2	9:27'44.814
16	13.577	33.537	28.965	20.193	1'36.272	212,2	9:29'21.086
17	13.577	33.638	29.256	20.306	1'36.777	210,5	9:30'57.863
18	13.548	33.793	29.382	20.270	1'36.993	211,4	9:32'34.856
19	13.584	33.551	29.146	20.397	1'36.678	212,2	9:34'11.534
20	13.588	33.516	28.949	<b>20.164</b>	1'36.217	210,5	9:35'47.751
Race Time 32'30.755							

36 I. AKHMED (1'37.769)							
Lap	Seg.1	Seg.2	Seg.3	Seg.4	Lap Time	km/h	Local Time
1		36.555	30.952	21.341	1'54.272	205,3	9:05'11.268
2	13.661	35.069	30.080	21.055	1'39.865	208,9	9:06'51.133
3	<b>13.483</b>	34.384	30.560	21.722	1'40.149	213,9	9:08'31.282
4	14.450	34.921	30.391	20.806	1'40.568	211,8	9:10'11.850
5	13.608	34.076	29.601	20.812	1'38.097	210,1	9:11'49.947
6	13.717	34.050	29.676	20.788	1'38.231	208,9	9:13'28.178
7	13.659	34.628	29.555	20.793	1'38.635	208,5	9:15'06.813
8	13.665	<b>33.981</b>	29.652	20.869	1'38.167	210,9	9:16'44.980
9	13.657	34.269	29.693	20.887	1'38.506	210,1	9:18'23.486
10	13.657	34.380	29.618	20.924	1'38.579	208,9	9:20'02.065
11	13.598	34.106	30.367	20.694	1'38.765	213,0	9:21'40.830
12	13.627	34.018	30.034	20.957	1'38.636	210,5	9:23'19.466
13	13.658	34.098	29.888	20.962	1'38.606	<b>214,3</b>	9:24'58.072
14	13.580	35.719	<b>29.417</b>	20.941	1'39.657	206,5	9:26'37.729
15	13.664	33.998	29.502	20.605	<b>1'37.769</b>	209,7	9:28'15.498
16	13.612	34.264	29.581	<b>20.599</b>	1'38.056	209,7	9:29'53.554
17	13.648	37.777	30.596	21.788	1'43.809	199,6	9:31'37.363
Race Time 28'20.367							

41 J. RIED (1'35.841)							
Lap	Seg.1	Seg.2	Seg.3	Seg.4	Lap Time	km/h	Local Time
1		34.727	30.851	21.711	1'48.419	213,9	9:05'05.415
2	13.512	34.070	34.148	22.393	1'44.123	215,6	9:06'49.538
3	13.347	33.870	30.363	20.967	1'38.547	216,4	9:08'28.085
4	13.172	33.961	29.265	20.496	1'36.894	214,3	9:10'04.979
5	<b>13.155</b>	33.720	30.091	20.435	1'37.401	216,9	9:11'42.380
6	13.282	33.784	29.201	20.585	1'36.852	216,9	9:13'19.232
7	13.300	33.829	28.976	20.331	1'36.436	215,6	9:14'55.668
8	13.457	33.411	28.989	20.313	1'36.170	212,6	9:16'31.838
9	13.403	33.269	29.057	20.311	1'36.040	213,9	9:18'07.878
10	13.246	33.679	29.131	20.497	1'36.553	216,9	9:19'44.431
11	13.159	33.563	29.675	20.548	1'36.945	215,6	9:21'21.376
12	13.460	<b>33.213</b>	<b>28.866</b>	<b>20.302</b>	<b>1'35.841</b>	213,4	9:22'57.217
13	13.376	33.431	29.036	20.518	1'36.361	213,0	9:24'33.578
14	13.343	33.328	29.033	20.386	1'36.090	215,1	9:26'09.668
15	13.339	33.338	29.165	20.343	1'36.185	215,1	9:27'45.853
16	13.266	33.599	29.086	20.396	1'36.347	216,4	9:29'22.200
17	13.292	33.501	29.165	20.485	1'36.443	215,6	9:30'58.643
18	13.228	33.779	29.547	20.543	1'37.097	215,6	9:32'35.740
19	13.271	33.421	29.351	20.742	1'36.785	<b>218,2</b>	9:34'12.525
20	13.338	34.012	28.952	20.482	1'36.784	213,4	9:35'49.309
Race Time 32'32.313							

37 K. SZTUKA (1'35.310)							
Lap	Seg.1	Seg.2	Seg.3	Seg.4	Lap Time	km/h	Local Time
1			30.083	20.658	1'44.165	210,5	9:05'01.161
2	13.602	34.739	30.226	20.751	1'39.318	210,9	9:06'40.479
3	13.321	33.571	29.435	20.613	1'36.940	216,9	9:08'17.419
4	13.302	33.470	29.111	20.313	1'36.196	215,6	9:09'53.615
5	13.328	33.329	28.875	20.246	1'35.778	215,6	9:11'29.393
6	13.277	33.184	29.159	20.357	1'35.977	<b>219,1</b>	9:13'05.370
7	13.274	33.497	28.933	20.230	1'35.934	216,4	9:14'41.304
8	13.320	33.628	28.906	20.204	1'36.058	212,2	9:16'17.362
9	13.318	33.296	28.910	20.127	1'35.651	216,9	9:17'53.013
10	13.285	33.389	28.786	20.139	1'35.599	216,9	9:19'28.612
11	13.292	33.307	28.816	20.056	1'35.471	217,3	9:21'04.083

44 N. BOHRA (1'37.021)							
Lap	Seg.1	Seg.2	Seg.3	Seg.4	Lap Time	km/h	Local Time
1			30.508</				

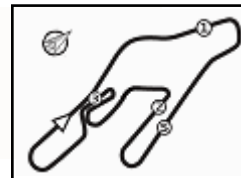








6.5



Vallelunga Auto 4.085 m

7 / 7

# ACI Racing Weekend Vallelunga 2-3 Luglio 2022 Italian F4 Championship - Chronological Analysis Race 2

Start at 9:03'16.996

4	13.753	34.038	29.602	1'04.882	2'22.275P	209,3	9:11'23.552
5	30.603	44.617	29.879	20.334	2'05.433P	149,0	9:13'28.985
6	<b>13.531</b>	36.494	29.226	20.378	1'39.629	206,9	9:15'08.614
7	13.595	33.615	28.949	20.406	1'36.565	210,9	9:16'45.179
8	13.810	33.965	34.612	20.898	1'43.285	<b>216,0</b>	9:18'28.464
9	13.708	33.594	28.866	20.256	1'36.424	209,3	9:20'04.888
10	13.600	33.546	28.968	20.389	1'36.503	210,9	9:21'41.391
11	13.536	33.830	29.498	20.630	1'37.494	213,9	9:23'18.885
12	13.775	34.018	29.114	20.382	1'37.289	213,9	9:24'56.174
13	13.653	<b>33.461</b>	28.851	20.218	<b>1'36.183</b>	210,5	9:26'32.357
14	13.652	33.751	<b>28.732</b>	<b>20.194</b>	1'36.329	210,1	9:28'08.686

Race Time 24'51.690

03/07/2022

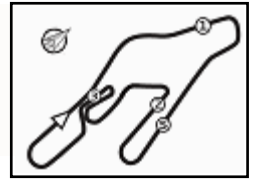
P = Pits In/Out - C = Lap Time Cancelled

Powered by FICr PERUGIA TIMING





6.6



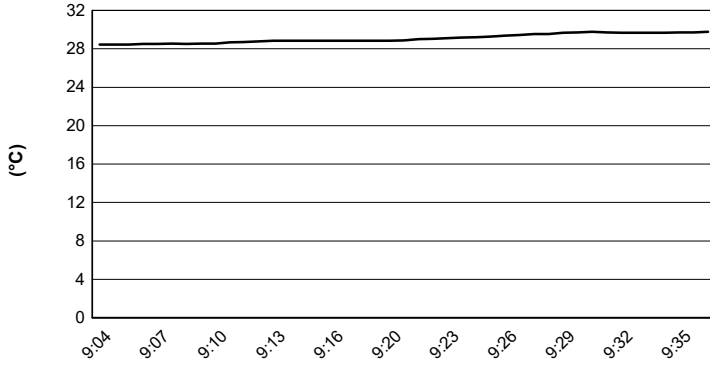
Vallelunga Auto 4.085 m

# ACI Racing Weekend Vallelunga 2-3 Luglio 2022

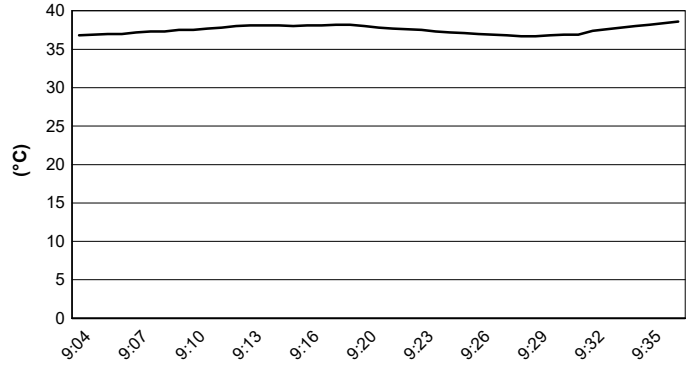
## Italian F4 Championship - Weather Report Race 2

Session started 09:04 - Session ended 9:37

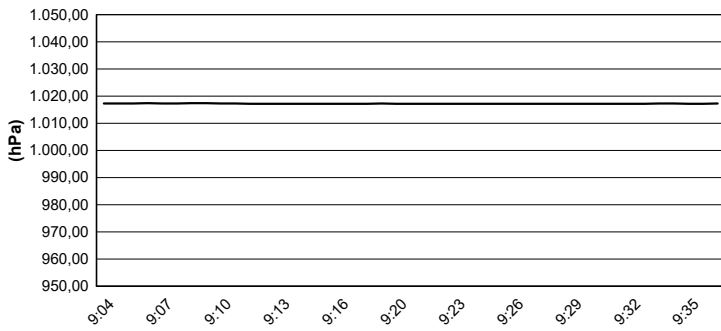
### Air Temperature



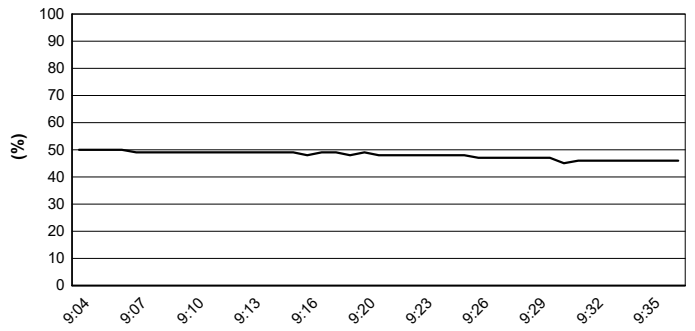
### Track Temperature



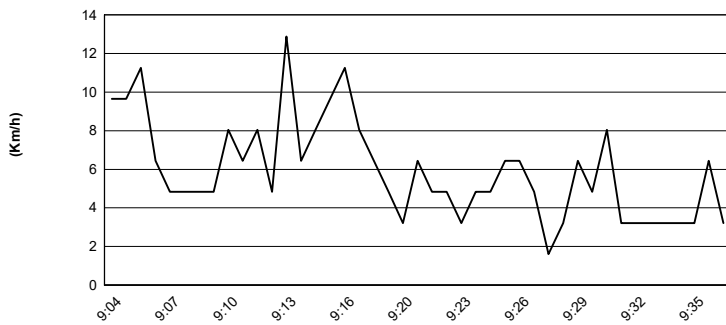
### Air Pressure



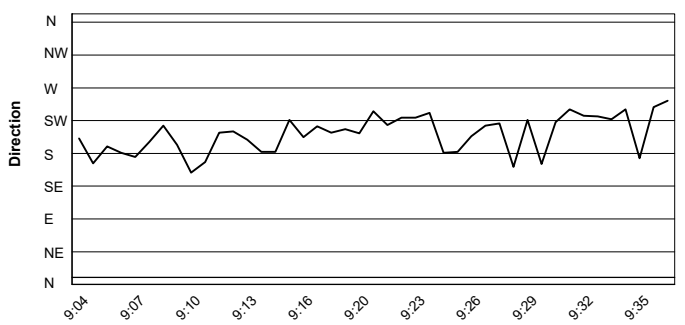
### Humidity



### Wind Speed



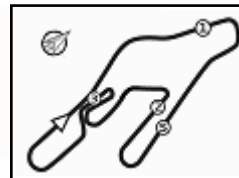
### Wind Direction



03/07/2022

Powered by FICr PERUGIA TIMING





Vallelunga Auto 4.085 m

# ACI Racing Weekend Vallelunga 2-3 Luglio 2022

## Italian F4 Championship - Starting Grid Race 2 (Duration: 30' +1 Lap)

19	8	<b>MASCHIO G.</b> AS Motorsport	Tatuus 1'37.555	36	<b>AKHMED I.</b> AKM Motorsport	Tatuus 1'37.182
18	29	<b>RISHAB A.</b> BWR Motorsport	Tatuus 1'36.808	81	<b>MONTEIRO N.</b> Cram Motorsport	Tatuus 1'36.792
17	82	<b>NETO N.</b> Cram Motorsport	Tatuus 1'36.791	79	<b>MARKOGIANNIS G.</b> Cram Motorsport	Tatuus 1'36.382
16	18	<b>HWARANG K.</b> BVM Racing	Tatuus 1'36.356	62	<b>QUONDAMCARLO M.</b> AS Motorsport	Tatuus 1'36.271
15	14	<b>LUND F.</b> R-ACE GP	Tatuus 1'36.188	72	<b>FITZGERALD A.</b> R-ACE GP	Tatuus 1'36.146
14	21	<b>FRASSINETI A.</b> Cars Racing	Tatuus 1'36.061	48	<b>SPERANDIO E.</b> Maffi Racing	Tatuus 1'36.034
13	96	<b>CASTRO J.</b> Van Amersfoort Racing	Tatuus 1'35.851	27	<b>ISCHER E.</b> Jenzer Motorsport	Tatuus 1'35.819
12	78	<b>BLOKINA V.</b> PHM Racing	Tatuus 1'35.707	19	<b>KARLSSON W.</b> BVM Racing	Tatuus 1'35.670
11	38	<b>RINICELLA V.</b> AKM Motorsport	Tatuus 1'35.586	9	<b>SPINA A.</b> BWR Motorsport	Tatuus 1'35.495
10	89	<b>DOMINGUES I.</b> Iron Lynx	Tatuus 1'35.448	28	<b>KLUSS V.</b> Jenzer Motorsport	Tatuus 1'35.377
9	41	<b>RIED J.</b> PHM Racing	Tatuus 1'35.364	17	<b>FITTIPALDI E.</b> Van Amersfoort Racing	Tatuus 1'35.274
8	11	<b>PERINO P.</b> US Racing	Tatuus 1'35.258	83	<b>WEUG M.</b> Iron Dames	Tatuus 1'35.136
7	15	<b>BEDRIN N.</b> PHM Racing	Tatuus 1'35.135	34	<b>STENSHORNE M.</b> Van Amersfoort Racing	Tatuus 1'35.088
6	33	<b>BADOER B.</b> Van Amersfoort Racing	Tatuus 1'35.078	20	<b>LAURSEN C.</b> Prema Racing	Tatuus 1'34.980
5	44	<b>BOHRA N.</b> US Racing	Tatuus 1'34.900	22	<b>DUNNE A.</b> US Racing	Tatuus 1'34.874
4	13	<b>WHARTON J.</b> Prema Racing	Tatuus 1'34.826	77	<b>BARNARD T.</b> PHM Racing	Tatuus 1'34.814
3	52	<b>AMAND M.</b> US Racing	Tatuus 1'34.747	7	<b>WURZ C.</b> Prema Racing	Tatuus 1'34.632
2	37	<b>SZTUKA K.</b> US Racing	Tatuus 1'34.585	88	<b>CAMARA R.</b> Prema Racing	Tatuus 1'34.409
1	12	<b>ANTONELLI K.</b> Prema Racing	Tatuus 1'34.275			

