

Red Bull Ring
Italian F4 Championship
Collective Test 1
Provisional Results



Clas	Nº	Driver	Nat	Team	Nat	Vehicle	Cat	Clas	Laps	Best	Time	Gap	Interval	Km/h
1	12	Kimi Andrea Antonelli	ITA	Prema Racing	ITA	Tatuus F.4	R	1	15	14	1:45.323			147.5
2	37	Kacper Sztuka	POL	US Racing	DEU	Tatuus F.4			15	13	1:45.481	0.158	0.158	147.3
3	77	Taylor Barnard	GBR	PHM Racing GmbH	DEU	Tatuus F.4			16	15	1:45.545	0.222	0.064	147.2
4	22	Alexander Dunne	IRL	US Racing	DEU	Tatuus F.4			14	13	1:45.715	0.392	0.170	147.0
5	13	Anthony Wharton James	AUS	Prema Racing	ITA	Tatuus F.4	R	2	15	14	1:46.067	0.744	0.352	146.5
6	3	Ugo Ugochukwu	USA	Prema Racing	ITA	Tatuus F.4	R	3	15	13	1:46.108	0.785	0.041	146.4
7	44	Nikhil Bohra	USA	US Racing	DEU	Tatuus F.4	R	4	14	13	1:46.182	0.859	0.074	146.3
8	88	Rafael Camara	BRA	Prema Racing	ITA	Tatuus F.4	R	5	15	13	1:46.250	0.927	0.068	146.3
9	83	Maya Weug	ESP	Iron Dames	ITA	Tatuus F.4			16	15	1:46.285	0.962	0.035	146.2
10	34	Martinus Stenshorne	NOR	Van Amersfoort Racing	NLD	Tatuus F.4	R	6	16	15	1:46.477	1.154	0.192	145.9
11	9	Andrea Spina Alfio	ITA	BVM Racing	AUT	Tatuus F.4	R	7	16	15	1:46.546	1.223	0.069	145.8
12	30	David Zachary	USA	US Racing	DEU	Tatuus F.4	R	8	14	11	1:46.699	1.376	0.153	145.6
13	20	Conrad Laursen	DNK	Prema Racing	ITA	Tatuus F.4			15	12	1:46.746	1.423	0.047	145.6
14	15	Nikita Bedrin	ITA	PHM Racing GmbH	DEU	Tatuus F.4			13	12	1:46.799	1.476	0.053	145.5
15	47	Nicola Lacorte	ITA	Iron Lynx Srl	ITA	Tatuus F.4	R	9	16	15	1:46.973	1.650	0.174	145.3
16	38	Valerio Rinicella	ITA	AKM Motorsport	SMR	Tatuus F.4	R	10	13	9	1:46.983	1.660	0.010	145.3
17	7	Charlie Wurz	AUT	Prema Racing	ITA	Tatuus F.4	R	11	15	13	1:47.105	1.782	0.122	145.1
18	11	Pedro Perino	MOZ	US Racing	DEU	Tatuus F.4			14	12	1:47.270	1.947	0.165	144.9
19	31	Arvid Lindblad	GBR	Van Amersfoort Racing	NLD	Tatuus F.4	R	12	15	12	1:47.470	2.147	0.200	144.6
20	52	Marcus Amand	FRA	US Racing	DEU	Tatuus F.4			8	7	1:47.470	2.147	0.000	144.6
21	79	Georgios Markogiannis	CYC	Cram Motorsport Srl	ITA	Tatuus F.4			16	14	1:47.658	2.335	0.188	144.3
22	14	Frederik Lund	DNK	R-ACE GP	FRA	Tatuus F.4	R	13	16	14	1:47.685	2.362	0.027	144.3
23	89	Ivan Franco Domingues	PRT	Iron Lynx Srl	ITA	Tatuus F.4	R	14	16	15	1:47.714	2.391	0.029	144.3
24	48	Elia Sperandio	CHE	Maffi Racing	CHE	Tatuus F.4	R	15	15	13	1:47.740	2.417	0.026	144.2
25	21	Andrea Frassinetti	ITA	Cars Automobili	ITA	Tatuus F.4	R	16	13	12	1:47.787	2.464	0.047	144.2
26	78	Viktoria Blokina	ITA	PHM Racing GmbH	DEU	Tatuus F.4	R	17	15	14	1:47.989	2.666	0.202	143.9
27	28	Valentin Kluss	DEU	Jenzer Motorsport	CHE	Tatuus F.4	R	18	13	11	1:48.004	2.681	0.015	143.9
28	17	Emerson Fittipaldi Jr.	BRA	Van Amersfoort Racing	IND	Tatuus F.4	R	19	15	14	1:48.015	2.692	0.011	143.9
29	18	Kim Hwarang	KOR	BVM Racing	ITA	Tatuus F.4	R	20	16	14	1:48.126	2.803	0.111	143.7
30	27	Ethan Ischer	CHE	Jenzer Motorsport	CHE	Tatuus F.4	R	21	14	13	1:48.184	2.861	0.058	143.6
31	23	Oleksandr Partyshev	UKR	Jenzer Motorsport	CHE	Tatuus F.4			15	14	1:48.367	3.044	0.183	143.4
32	96	Jules Castro	BEL	Van Amersfoort Racing	IND	Tatuus F.4	R	22	13	13	1:48.750	3.427	0.383	142.9
33	33	Brando Badoer	ITA	Van Amersfoort Racing	IND	Tatuus F.4	R	23	15	13	1:48.977	3.654	0.227	142.6
34	8	Giovanni Maschio	ITA	AS Motorsport	SVK	Tatuus F.4			10	9	1:49.085	3.762	0.108	142.5
35	29	Jain Rishab Anandraj	IND	BWR Motorsport GmbH	AUT	Tatuus F.4	R	24	12	11	1:49.092	3.769	0.007	142.4
36	19	William Karlsson	SWE	BVM Racing	ITA	Tatuus F.4	R	25	4	4	1:49.369	4.046	0.277	142.1
37	72	Adam Fitzgerald	IRL	R-ACE GP	FRA	Tatuus F.4			15	11	1:49.517	4.194	0.148	141.9
38	41	Jonas Ried	DEU	PHM Racing GmbH	DEU	Tatuus F.4			15	11	1:49.618	4.295	0.101	141.8
39	36	Ismail Akhmed	UZB	AKM Motorsport	SMR	Tatuus F.4	R	26	14	11	1:51.128	5.805	1.510	139.8
40	54	Juan Francisco Soldavini Nores	ARG	Maffi Racing	CHE	Tatuus F.4	R	27	13	12	1:52.058	6.735	0.930	138.7

Published at:.....

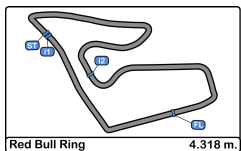
Track Temp: 20.0 °C Air Temp: 18.2 °C Humidity: 86 % Track Status: WET

Stewards:

Race Director:

Timekeeper:





Red Bull Ring
Italian F4 Championship
Collective Test 1
Provisional Results by Category



Clas	Nº	Driver	Nat	Team	Nat	Vehicle	Cat	Clas	Laps	Best	Time	Gap	Interval	Km/h
1	37	Kacper Sztuka	POL	US Racing	DEU	Tatuus F.4			15	13	1:45.481			147.3
2	77	Taylor Barnard	GBR	PHM Racing GmbH	DEU	Tatuus F.4			16	15	1:45.545	0.064	0.064	147.2
3	22	Alexander Dunne	IRL	US Racing	DEU	Tatuus F.4			14	13	1:45.715	0.234	0.170	147.0
4	83	Maya Weug	ESP	Iron Dames	ITA	Tatuus F.4			16	15	1:46.285	0.804	0.570	146.2
5	20	Conrad Laursen	DNK	Prema Racing	ITA	Tatuus F.4			15	12	1:46.746	1.265	0.461	145.6
6	15	Nikita Bedrin	ITA	PHM Racing GmbH	DEU	Tatuus F.4			13	12	1:46.799	1.318	0.053	145.5
7	11	Pedro Perino	MOZ	US Racing	DEU	Tatuus F.4			14	12	1:47.270	1.789	0.471	144.9
8	52	Marcus Amand	FRA	US Racing	DEU	Tatuus F.4			8	7	1:47.470	1.989	0.200	144.6
9	79	Georgios Markogiannis	CYC	Cram Motorsport Srl	ITA	Tatuus F.4			16	14	1:47.658	2.177	0.188	144.3
10	23	Oleksandr Partyshev	UKR	Jenzer Motorsport	CHE	Tatuus F.4			15	14	1:48.367	2.886	0.709	143.4
11	8	Giovanni Maschio	ITA	AS Motorsport	SIN	Tatuus F.4			10	9	1:49.085	3.604	0.718	142.5
12	72	Adam Fitzgerald	IRL	R-ACE GP	FRA	Tatuus F.4			15	11	1:49.517	4.036	0.432	141.9
13	41	Jonas Ried	DEU	PHM Racing GmbH	DEU	Tatuus F.4			15	11	1:49.618	4.137	0.101	141.8

Rookie														
1	12	Kimi Andrea Antonelli	ITA	Prema Racing	ITA	Tatuus F.4	R	1	15	14	1:45.323			147.5
2	13	Anthony Wharton James	AUS	Prema Racing	ITA	Tatuus F.4	R	2	15	14	1:46.067	0.744	0.744	146.5
3	3	Ugo Ugochukwu	USA	Prema Racing	ITA	Tatuus F.4	R	3	15	13	1:46.108	0.785	0.041	146.4
4	44	Nikhil Bohra	USA	US Racing	DEU	Tatuus F.4	R	4	14	13	1:46.182	0.859	0.074	146.3
5	88	Rafael Camara	BRA	Prema Racing	ITA	Tatuus F.4	R	5	15	13	1:46.250	0.927	0.068	146.3
6	34	Martinus Stenshorne	NOR	Van Amersfoort Racing	IND	Tatuus F.4	R	6	16	15	1:46.477	1.154	0.227	145.9
7	9	Andrea Spina Alfio	ITA	BVM Racing	AUT	Tatuus F.4	R	7	16	15	1:46.546	1.223	0.069	145.8
8	30	David Zachary	USA	US Racing	DEU	Tatuus F.4	R	8	14	11	1:46.699	1.376	0.153	145.6
9	47	Nicola Lacorte	ITA	Iron Lynx Srl	ITA	Tatuus F.4	R	9	16	15	1:46.973	1.650	0.274	145.3
10	38	Valerio Rinicella	ITA	AKM Motorsport	SMR	Tatuus F.4	R	10	13	9	1:46.983	1.660	0.010	145.3
11	7	Charlie Wurz	AUT	Prema Racing	ITA	Tatuus F.4	R	11	15	13	1:47.105	1.782	0.122	145.1
12	31	Arvid Lindblad	GBR	Van Amersfoort Racing	IND	Tatuus F.4	R	12	15	12	1:47.470	2.147	0.365	144.6
13	14	Frederik Lund	DNK	R-ACE GP	FRA	Tatuus F.4	R	13	16	14	1:47.685	2.362	0.215	144.3
14	89	Ivan Franco Domingues	PRT	Iron Lynx Srl	ITA	Tatuus F.4	R	14	16	15	1:47.714	2.391	0.029	144.3
15	48	Elia Sperandio	CHE	Maffi Racing	CHE	Tatuus F.4	R	15	15	13	1:47.740	2.417	0.026	144.2
16	21	Andrea Frassinetti	ITA	Cars Automobili	ITA	Tatuus F.4	R	16	13	12	1:47.787	2.464	0.047	144.2
17	78	Viktoria Blokina	ITA	PHM Racing GmbH	DEU	Tatuus F.4	R	17	15	14	1:47.989	2.666	0.202	143.9
18	28	Valentin Kluss	DEU	Jenzer Motorsport	CHE	Tatuus F.4	R	18	13	11	1:48.004	2.681	0.015	143.9
19	17	Emerson Fittipaldi Jr.	BRA	Van Amersfoort Racing	IND	Tatuus F.4	R	19	15	14	1:48.015	2.692	0.011	143.9
20	18	Kim Hwarang	KOR	BVM Racing	ITA	Tatuus F.4	R	20	16	14	1:48.126	2.803	0.111	143.7
21	27	Ethan Ischer	CHE	Jenzer Motorsport	CHE	Tatuus F.4	R	21	14	13	1:48.184	2.861	0.058	143.6
22	96	Jules Castro	BEL	Van Amersfoort Racing	IND	Tatuus F.4	R	22	13	13	1:48.750	3.427	0.566	142.9
23	33	Brando Badoer	ITA	Van Amersfoort Racing	IND	Tatuus F.4	R	23	15	13	1:48.977	3.654	0.227	142.6
24	29	Jain Rishab Anandraj	IND	BWR Motorsport GmbH	AUT	Tatuus F.4	R	24	12	11	1:49.092	3.769	0.115	142.4
25	19	William Karlsson	SWE	BVM Racing	ITA	Tatuus F.4	R	25	4	4	1:49.369	4.046	0.277	142.1
26	36	Ismail Akhmed	UKR	AKM Motorsport	SMR	Tatuus F.4	R	26	14	11	1:51.128	5.805	1.759	139.8
27	54	Juan Francisco Soldavini Nores	ARG	Maffi Racing	CHE	Tatuus F.4	R	27	13	12	1:52.058	6.735	0.930	138.7

Published at:.....

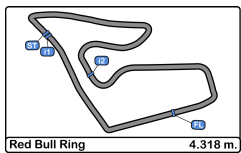
Track Temp: 20.0 °C Air Temp: 18.2 °C Humidity: 86 % Track Status: WET

Stewards:

Race Director:

Timekeeper:





Red Bull Ring
Italian F4 Championship
Collective Test 1



Provisional 2 Fastest Lap Results

Clas	Nº	Driver	Nat	Team	Nat	Vehicle	Cat	Clas	Laps	Best	Time	Gap	Interval	Km/h
1	22	Alexander Dunne	ITA	US Racing	DEU	Tatuus F.4			14	12	1:45.736			147.0
2	77	Taylor Barnard	GBR	PHM Racing GmbH	DEU	Tatuus F.4			16	14	1:45.799	0.063	0.063	147.2
3	37	Kacper Sztuka	POL	US Racing	DEU	Tatuus F.4			15	12	1:46.141	0.405	0.342	147.3
4	3	Ugo Ugochukwu	USA	Prema Racing	ITA	Tatuus F.4	R	1	15	14	1:46.179	0.443	0.038	146.4
5	44	Nikhil Bohra	USA	US Racing	DEU	Tatuus F.4	R	2	14	12	1:46.314	0.578	0.135	146.3
6	12	Kimi Andrea Antonelli	ITA	Prema Racing	ITA	Tatuus F.4	R	3	15	13	1:46.399	0.663	0.085	147.5
7	83	Maya Weug	ESP	Iron Dames	ITA	Tatuus F.4			16	14	1:46.545	0.809	0.146	146.2
8	88	Rafael Camara	BRA	Prema Racing	ITA	Tatuus F.4	R	4	15	12	1:46.601	0.865	0.056	146.3
9	30	David Zachary	USA	US Racing	DEU	Tatuus F.4	R	5	14	12	1:46.770	1.034	0.169	145.6
10	15	Nikita Bedrin	ITA	PHM Racing GmbH	DEU	Tatuus F.4			13	11	1:46.899	1.163	0.129	145.5
11	20	Conrad Laursen	DNK	Prema Racing	ITA	Tatuus F.4			15	13	1:46.971	1.235	0.072	145.6
12	13	Anthony Wharton James	AUS	Prema Racing	ITA	Tatuus F.4	R	6	15	13	1:46.988	1.252	0.017	146.5
13	47	Nicola Lacorte	ITA	Iron Lynx Srl	ITA	Tatuus F.4	R	7	16	13	1:47.038	1.302	0.050	145.3
14	34	Martinus Stenshorne	NOR	Van Amersfoort Racing	NLD	Tatuus F.4	R	8	16	14	1:47.091	1.355	0.053	145.9
15	9	Andrea Spina Alfio	ITA	BVM Racing	AUT	Tatuus F.4	R	9	16	13	1:47.095	1.359	0.004	145.8
16	7	Charlie Wurz	AUT	Prema Racing	ITA	Tatuus F.4	R	10	15	11	1:47.204	1.468	0.109	145.1
17	11	Pedro Perino	MEX	US Racing	DEU	Tatuus F.4			14	11	1:47.513	1.777	0.309	144.9
18	89	Ivan Franco Domingues	PRT	Iron Lynx Srl	ITA	Tatuus F.4	R	11	16	13	1:47.721	1.985	0.208	144.3
19	21	Andrea Frassinetti	ITA	Cars Automobili	ITA	Tatuus F.4	R	12	13	10	1:47.870	2.134	0.149	144.2
20	31	Arvid Lindblad	GBR	Van Amersfoort Racing	NLD	Tatuus F.4	R	13	15	13	1:48.069	2.333	0.199	144.6
21	14	Frederik Lund	DNK	R-ACE GP	FRA	Tatuus F.4	R	14	16	13	1:48.098	2.362	0.029	144.3
22	79	Georgios Markogiannis	CYP	Cram Motorsport Srl	ITA	Tatuus F.4			16	13	1:48.120	2.384	0.022	144.3
23	38	Valerio Rinicella	ITA	AKM Motorsport	SMR	Tatuus F.4	R	15	13	11	1:48.248	2.512	0.128	145.3
24	48	Elia Sperandio	CHE	Maffi Racing	CHE	Tatuus F.4	R	16	15	12	1:48.329	2.593	0.081	144.2
25	78	Viktoria Blokina	ITA	PHM Racing GmbH	DEU	Tatuus F.4	R	17	15	8	1:48.590	2.854	0.261	143.9
26	17	Emerson Fittipaldi Jr.	BRA	Van Amersfoort Racing	NLD	Tatuus F.4	R	18	15	11	1:48.689	2.953	0.099	143.9
27	27	Ethan Ischer	CHE	Jenzer Motorsport	CHE	Tatuus F.4	R	19	14	10	1:48.704	2.968	0.015	143.6
28	18	Kim Hwarang	KOR	BVM Racing	ITA	Tatuus F.4	R	20	16	13	1:48.975	3.239	0.271	143.7
29	23	Oleksandr Partyshv	UKR	Jenzer Motorsport	CHE	Tatuus F.4			15	12	1:49.141	3.405	0.166	143.4
30	33	Brando Badoer	ITA	Van Amersfoort Racing	NLD	Tatuus F.4	R	21	15	8	1:49.290	3.554	0.149	142.6
31	28	Valentin Kluss	DEU	Jenzer Motorsport	CHE	Tatuus F.4	R	22	13	12	1:49.321	3.585	0.031	143.9
32	96	Jules Castro	BEL	Van Amersfoort Racing	NLD	Tatuus F.4	R	23	13	12	1:49.435	3.699	0.114	142.9
33	29	Jain Rishab Anandraj	ESP	BWR Motorsport GmbH	AUT	Tatuus F.4	R	24	12	10	1:49.637	3.901	0.202	142.4
34	72	Adam Fitzgerald	IRL	R-ACE GP	FRA	Tatuus F.4			15	12	1:50.167	4.431	0.530	141.9
35	41	Jonas Ried	DEU	PHM Racing GmbH	DEU	Tatuus F.4			15	12	1:50.365	4.629	0.198	141.8
36	8	Giovanni Maschio	ITA	AS Motorsport	BAN	Tatuus F.4			10	7	1:50.379	4.643	0.014	142.5
37	36	Ismail Akhmed	UZB	AKM Motorsport	SMR	Tatuus F.4	R	25	14	3	1:52.192	6.456	1.813	139.8
38	19	William Karlsson	SWE	BVM Racing	ITA	Tatuus F.4	R	26	4	3	1:52.498	6.762	0.306	142.1
39	54	Juan Francisco Soldavini Nores	ARG	Maffi Racing	CHE	Tatuus F.4	R	27	13	9	1:53.275	7.539	0.777	138.7
40	52	Marcus Amand	FRA	US Racing	DEU	Tatuus F.4			8	5	1:56.102	10.366	2.827	144.6

Published at:.....

Track Temp: 20.0 °C Air Temp: 18.2 °C Humidity: 86 % Track Status: WET

Stewards:	Race Director:	Timekeeper:
------------------	-----------------------	------------------------





Red Bull Ring
Italian F4 Championship
Collective Test 1
Lap Analysis



3 Ugo Ugochukwu Tatuus F.4 **9** Andrea Spina Alfio Tatuus F.4
 Rookie Prema Racing Rookie BVM Racing

Lap	D	Time	Sector 1	Sector 2	Sector 3	T. Spd	Elapsed	Lap	D	Time	Sector 1	Sector 2	Sector 3	T. Spd	Elapsed
1		13:02:21.768	13:00:56.175	51.130	34.463	167.7	13:02:21.768	1		13:02:52.050	13:01:18.209	55.813	38.028	116.8	13:02:52.050
2		1:49.424	27.212	48.444	33.768	193.5	13:04:11.192	2		1:53.031	29.436	49.775	33.820	168.4	13:04:45.081
3		1:48.372	26.892	47.834	33.646	190.4	13:05:59.564	3		1:50.934	27.496	48.082	35.356	188.1	13:06:36.015
4		1:48.775	26.938	47.705	34.132	193.5	13:07:48.339	4		1:50.232	27.379	48.617	34.236	183.6	13:08:26.247
5		1:48.098	26.877	47.311	33.910	191.1	13:09:36.437	5		1:50.458	27.776	47.752	34.930	186.5	13:10:16.705
6		1:49.457	27.113	48.709	33.635	182.7	13:11:25.894	6		1:53.934	29.566	50.133	34.235	123.0	13:12:10.639
7		1:48.511	26.908	47.544	34.059	185.8	13:13:14.405	7		1:49.190	27.091	47.544	34.555	190.1	13:13:59.829
8		1:48.027	26.766	47.267	33.994	193.2	13:15:02.432	8		1:58.253	27.156	55.612	35.485	192.1	13:15:58.082
9		1:57.129 P	27.226	48.778	41.125	183.9	13:16:59.561	9		1:47.429	26.878	46.929	33.622	191.1	13:17:45.511
10		13:12.514	11:50.295	48.798	33.421	182.7	13:30:12.075	10		1:51.464	26.626	51.051	33.787	170.3	13:19:36.975
11		1:47.055	26.855	47.157	33.043	193.8	13:31:59.130	11		2:46.619 P	36.007	1:11.465	59.147	105.1	13:22:23.594
12		1:46.887	26.539	46.715	33.633	194.9	13:33:46.017	12		9:01.167	7:32.198	51.942	37.027	191.8	13:31:24.761
13		1:46.108	26.700	46.263	33.145	196.3	13:35:32.125	13		1:47.095	26.915	47.134	33.046	194.9	13:33:11.856
14		1:46.179	26.496	46.788	32.895	196.7	13:37:18.304	14		1:54.771	29.414	50.331	35.026	133.3	13:35:06.627
15		2:08.222 P	26.428	46.896	54.898	197.4	13:39:26.526	15		1:46.546	26.576	46.512	33.458	198.8	13:36:53.173
								16		1:59.010 P	26.644	50.480	41.886	199.2	13:38:52.183

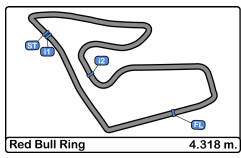
7 Charlie Wurz Tatuus F.4 **11** Pedro Perino Tatuus F.4
 Rookie Prema Racing US Racing

Lap	D	Time	Sector 1	Sector 2	Sector 3	T. Spd	Elapsed	Lap	D	Time	Sector 1	Sector 2	Sector 3	T. Spd	Elapsed
1		13:02:04.361	13:00:39.956	49.885	34.520	173.3	13:02:04.361	1		13:02:53.791 P	13:01:17.075	51.953	44.763	149.5	13:02:53.791
2		1:49.473	27.596	48.070	33.807	181.8	13:03:53.834	2		5:31.504	4:07.127	49.293	35.084	191.8	13:08:25.295
3		1:48.137	26.826	47.979	33.332	193.2	13:05:41.971	3		1:49.684	27.532	48.425	33.727	192.1	13:10:14.979
4		1:47.634	26.514	47.409	33.711	195.6	13:07:29.605	4		1:56.423 P	27.242	48.959	40.222	191.4	13:12:11.402
5		1:48.076	26.903	46.891	34.282	191.1	13:09:17.681	5		2:20.784	56.039	50.694	34.051	194.2	13:14:32.186
6		1:49.609	26.819	48.466	34.324	190.4	13:11:07.290	6		1:48.209	26.804	47.720	33.685	193.8	13:16:20.395
7		1:49.043	27.023	48.465	33.555	187.5	13:12:56.333	7		1:48.107	26.796	47.363	33.948	194.9	13:18:08.502
8		1:47.333	26.808	47.167	33.358	191.1	13:14:43.666	8		1:57.149 P	26.576	47.653	42.920	197.8	13:20:05.651
9		1:54.039 P	26.387	48.059	39.593	193.5	13:16:37.705	9		10:27.826	9:02.981	50.009	34.836	146.9	13:30:33.477
10		13:24.039	12:02.117	48.389	33.533	183.6	13:30:01.744	10		1:51.206	26.817	50.201	34.188	196.3	13:32:24.683
11		1:47.204	26.460	47.439	33.305	195.6	13:31:48.948	11		1:47.513	26.759	47.209	33.545	197.8	13:34:12.196
12		1:47.247	26.730	47.141	33.376	197.4	13:33:36.195	12		1:47.270	26.580	46.982	33.708	199.6	13:35:59.466
13		1:47.105	26.391	47.133	33.581	196.3	13:35:23.300	13		1:51.293	26.663	48.748	35.882	197.8	13:37:50.759
14		1:47.640	26.515	47.710	33.415	178.2	13:37:10.940	14		2:09.838 P	26.562	48.240	55.036	198.5	13:40:00.597
15		2:08.631 P	26.237	46.547	55.847	199.2	13:39:19.571								

8 Giovanni Maschio Tatuus F.4 **12** Kimi Andrea Antonelli Tatuus F.4
 AS Motorsport Rookie Prema Racing

Lap	D	Time	Sector 1	Sector 2	Sector 3	T. Spd	Elapsed	Lap	D	Time	Sector 1	Sector 2	Sector 3	T. Spd	Elapsed
1		13:14:22.187 P			13:14:22.187		13:14:22.187	1		13:02:14.436	13:00:48.846	50.400	35.190	173.9	13:02:14.436
2		2:24.233	50.774	55.845	37.614	147.7	13:16:46.420	2		1:49.355	27.259	47.961	34.135	191.1	13:04:03.791
3		1:56.668	28.523	53.674	34.471	183.3	13:18:43.088	3		1:47.404	27.178	47.204	33.022	193.5	13:05:51.195
4		2:55.943 P	27.737	58.273	1:29.933	188.8	13:21:39.031	4		1:46.782	26.531	46.912	33.339	194.9	13:07:37.977
5		8:58.882	7:31.736	52.866	34.280	156.7	13:30:37.913	5		1:47.725	26.588	47.482	33.655	191.8	13:09:25.702
6		1:50.704	27.515	49.106	34.083	187.1	13:32:28.617	6		1:48.353	27.229	47.408	33.716	189.4	13:11:14.055
7		1:50.379	27.477	48.763	34.139	189.8	13:34:18.996	7		1:48.112	26.463	47.783	33.866	194.5	13:13:02.167
8		1:53.483	27.436	48.896	37.151	195.2	13:36:12.479	8		1:51.898 P	26.572	46.824	38.502	193.8	13:14:54.065
9		1:49.085	27.255	47.744	34.086	193.2	13:38:01.564	9		5:40.309 P	4:00.259	51.757	48.293	184.3	13:20:34.374
10		2:23.759 P	27.099	1:02.976	53.684	195.2	13:40:25.323	10		9:29.288	8:06.164	49.371	33.753	175.3	13:30:03.662
								11		1:52.498	26.842	46.963	38.693	197.0	13:31:56.160
								12		1:55.410	26.328	53.647	35.435	199.2	13:33:51.570
								13		1:46.399	26.188	46.414	33.797	197.8	13:35:37.969
								14		1:45.323	26.379	46.015	32.929	198.5	13:37:23.292
								15		2:09.891 P	26.446	49.671	53.774	199.6	13:39:33.183





Red Bull Ring
Italian F4 Championship
Collective Test 1
Lap Analysis



13 Anthony Wharton James Tatuus F.4 **17** Emerson Fittipaldi Jr. Tatuus F.4
 Rookie Prema Racing Rookie Van Amersfoort Racing

Lap	D	Time	Sector 1	Sector 2	Sector 3	T. Spd	Elapsed	Lap	D	Time	Sector 1	Sector 2	Sector 3	T. Spd	Elapsed
1		13:02:26.527	13:01:00.752	51.087	34.688	152.1	13:02:26.527	1		13:03:08.894 P	13:01:22.611	54.812	51.471	123.9	13:03:08.894
2		1:50.969	27.586	49.157	34.226	181.2	13:04:17.496	2		5:09.718	3:42.444	52.379	34.895	151.0	13:08:18.612
3		1:50.006	27.356	48.595	34.055	190.8	13:06:07.502	3		1:51.646	27.678	48.483	35.485	186.5	13:10:10.258
4		1:48.852	26.908	47.887	34.057	192.1	13:07:56.354	4		1:51.071	27.643	48.230	35.198	186.8	13:12:01.329
5		1:48.816	27.102	47.447	34.267	193.5	13:09:45.170	5		1:50.324	27.493	48.193	34.638	180.6	13:13:51.653
6		1:48.062	26.791	47.197	34.074	193.2	13:11:33.232	6		1:49.878	26.920	48.244	34.714	193.5	13:15:41.531
7		1:48.242	26.763	47.320	34.159	192.8	13:13:21.474	7		1:50.102	27.092	48.335	34.675	193.5	13:17:31.633
8		1:54.479 P	26.895	48.067	39.517	194.5	13:15:15.953	8		1:49.802	27.382	47.860	34.560	193.8	13:19:21.435
9		5:08.102 P	3:26.482	52.784	48.836	188.4	13:20:24.055	9		2:36.254 P	27.886	1:09.585	58.783	114.4	13:21:57.689
10		9:40.511	8:17.580	48.184	34.747	189.4	13:30:04.566	10		8:34.655	7:06.983	53.091	34.581	168.7	13:30:32.344
11		1:47.122	26.608	46.911	33.603	196.7	13:31:51.688	11		1:48.689	26.658	47.953	34.078	195.2	13:32:21.033
12		1:47.218	26.659	46.761	33.798	195.6	13:33:38.906	12		1:48.900	26.760	47.733	34.407	196.3	13:34:09.933
13		1:46.988	26.511	46.553	33.924	197.0	13:35:25.894	13		1:48.857	26.722	47.836	34.299	198.1	13:35:58.790
14		1:46.067	26.416	46.196	33.455	200.3	13:37:11.961	14		1:48.015	26.829	47.339	33.847	197.0	13:37:46.805
15		2:09.771 P	26.602	46.057	57.112	198.8	13:39:21.732	15		2:09.883 P	26.650	49.113	54.120	198.8	13:39:56.688

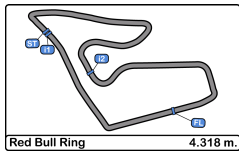
14 Frederik Lund Tatuus F.4 **18** Kim Hwarang Tatuus F.4
 Rookie R-ACE GP Rookie BVM Racing

Lap	D	Time	Sector 1	Sector 2	Sector 3	T. Spd	Elapsed	Lap	D	Time	Sector 1	Sector 2	Sector 3	T. Spd	Elapsed
1		13:03:29.877	13:02:01.242	52.857	35.778	140.0	13:03:29.877	1		13:03:27.929	13:01:59.586	51.845	36.498	152.7	13:03:27.929
2		1:52.056	27.876	49.379	34.801	181.5	13:05:21.933	2		1:53.052	27.974	50.166	34.912	177.3	13:05:20.981
3		1:52.207	27.721	49.276	35.210	169.2	13:07:14.140	3		1:51.862	27.426	49.439	34.997	180.6	13:07:12.843
4		1:52.325	28.172	48.788	35.365	185.5	13:09:06.465	4		1:58.596	30.112	50.679	37.805	170.6	13:09:11.439
5		1:50.671	27.648	47.915	35.108	188.8	13:10:57.136	5		2:00.399	27.539	57.711	35.149	182.7	13:11:11.838
6		1:50.306	27.300	48.162	34.844	190.8	13:12:47.442	6		1:53.086	27.454	50.886	34.746	189.8	13:13:04.924
7		1:49.835	27.059	48.303	34.473	190.4	13:14:37.277	7		2:08.272	41.241	52.620	34.411	166.6	13:15:13.196
8		1:50.813	27.575	48.128	35.110	186.2	13:16:28.090	8		1:51.264	27.715	49.062	34.487	180.3	13:17:04.460
9		1:49.505	27.098	48.130	34.277	192.1	13:18:17.595	9		1:50.133	27.089	48.911	34.133	175.3	13:18:54.593
10		1:58.032 P	26.823	48.432	42.777	190.1	13:20:15.627	10		2:21.936 P	26.956	51.494	1:03.486	194.9	13:21:16.529
11		10:55.223	9:30.139	50.997	34.087	154.7	13:31:10.850	11		9:57.457	8:07.231	52.755	57.471	177.3	13:31:13.986
12		1:50.040	27.208	49.017	33.815	193.8	13:33:00.890	12		1:49.440	27.121	48.517	33.802	197.0	13:33:03.426
13		1:48.098	26.884	47.441	33.773	197.4	13:34:48.988	13		1:48.975	27.086	47.717	34.172	197.0	13:34:52.401
14		1:47.685	26.700	47.334	33.651	197.4	13:36:36.673	14		1:48.126	26.912	47.831	33.383	196.7	13:36:40.527
15		1:49.046	26.757	48.244	34.045	176.7	13:38:25.719	15		1:47.362	26.774	47.106	33.482	198.5	13:38:27.889
16		2:58.455 P	43.929	1:15.419	59.107	76.7	13:41:24.174	16		3:02.235 P	42.652	1:16.370	1:03.213	75.0	13:41:30.124

15 Nikita Bedrin Tatuus F.4 **19** William Karlsson Tatuus F.4
 PHM Racing GmbH Rookie BVM Racing

Lap	D	Time	Sector 1	Sector 2	Sector 3	T. Spd	Elapsed	Lap	D	Time	Sector 1	Sector 2	Sector 3	T. Spd	Elapsed
1		13:06:10.894	13:04:46.269	49.854	34.771	167.9	13:06:10.894	1		13:18:13.311 P	13:16:24.230	59.469	49.612	125.2	13:18:13.311
2		1:50.207	27.370	48.133	34.704	191.4	13:08:01.101	2		13:14.612	11:48.047	50.922	35.643	173.6	13:31:27.923
3		1:50.170	27.352	47.965	34.853	188.8	13:09:51.271	3		1:52.498	27.550	50.557	34.391	189.8	13:33:20.421
4		1:49.691	27.113	47.409	35.169	191.4	13:11:40.962	4		1:49.369	27.049	47.978	34.342	195.6	13:35:09.790
5		1:48.726	27.067	47.372	34.287	189.8	13:13:29.688	5			26.977	47.886		197.8	
6		2:01.082 P	26.901	53.427	40.754	191.8	13:15:30.770								
7		4:32.598 P	3:03.131	47.341	42.126	190.8	13:20:03.368								
8		9:56.645	8:34.342	48.487	33.816	187.5	13:30:00.013								
9		1:48.345	27.010	47.284	34.051	181.2	13:31:48.358								
10		1:47.390	26.705	46.991	33.694	195.2	13:33:35.748								
11		1:46.899	26.506	46.935	33.458	196.7	13:35:22.647								
12		1:46.799	26.848	46.518	33.433	194.9	13:37:09.446								
13		2:10.269 P	26.646	46.941	56.682	195.6	13:39:19.715								





Red Bull Ring
Italian F4 Championship
Collective Test 1
Lap Analysis



20

Conrad Laursen

Tatuus F.4

23

Oleksandr Partyshev

Tatuus F.4

Prema Racing

Jenzer Motorsport

Lap	D	Time	Sector 1	Sector 2	Sector 3	T. Spd	Elapsed	Lap	D	Time	Sector 1	Sector 2	Sector 3	T. Spd	Elapsed
1		13:02:14.852	13:00:50.762	49.083	35.007	187.5	13:02:14.852	1		13:02:36.390	13:01:04.998	54.837	36.555	146.7	13:02:36.390
2		1:50.349	27.674	49.087	33.588	187.1	13:04:05.201	2		1:55.300	28.969	50.595	35.736	181.2	13:04:31.690
3		1:48.239	26.907	47.533	33.799	190.4	13:05:53.440	3		1:50.788	27.969	48.729	34.090	189.4	13:06:22.478
4		1:48.677	27.139	47.969	33.569	189.8	13:07:42.117	4		1:50.910	27.466	48.933	34.511	185.5	13:08:13.388
5		1:47.980	27.186	47.106	33.688	189.8	13:09:30.097	5		1:51.576	27.711	49.130	34.735	186.5	13:10:04.964
6		1:47.809	26.503	47.105	34.201	189.8	13:11:17.906	6		1:51.114	28.165	48.096	34.853	186.8	13:11:56.078
7		1:49.658	27.704	47.071	34.883	192.1	13:13:07.564	7		1:50.016	27.252	48.406	34.358	177.6	13:13:46.094
8		1:55.891 P	27.754	48.717	39.420	176.4	13:15:03.455	8		1:50.576	27.780	48.286	34.510	184.3	13:15:36.670
9		6:48.059 P	4:42.062	1:11.951	54.046	116.0	13:21:51.514	9		2:23.173 P	27.484	1:13.765	41.924	187.8	13:17:59.843
10		8:16.392	6:55.263	47.815	33.314	189.1	13:30:07.906	10		12:27.658	11:01.870	51.539	34.249	161.1	13:30:27.501
11		2:27.771	26.751	1:26.583	34.437	196.3	13:32:35.677	11		1:49.807	27.522	47.763	34.522	192.8	13:32:17.308
12		1:46.746	25.907	47.207	33.632	196.7	13:34:22.423	12		1:49.141	27.267	47.218	34.656	194.2	13:34:06.449
13		1:46.971	26.531	46.826	33.614	198.5	13:36:09.394	13		1:49.461	27.163	48.245	34.053	194.2	13:35:55.910
14		1:47.604	26.483	47.158	33.963	198.5	13:37:56.998	14		1:48.367	27.103	47.903	33.361	192.5	13:37:44.277
15		2:16.251 P	26.578	1:02.241	47.432	199.6	13:40:13.249	15		2:10.110 P	26.538	47.260	56.312	197.4	13:39:54.387

21

Andrea Frassinetti

Tatuus F.4

27

Ethan Ischer

Tatuus F.4

Rookie

Cars Automobili

Rookie

Jenzer Motorsport

Lap	D	Time	Sector 1	Sector 2	Sector 3	T. Spd	Elapsed	Lap	D	Time	Sector 1	Sector 2	Sector 3	T. Spd	Elapsed
1		13:02:54.656	13:01:25.805	52.840	36.011	147.1	13:02:54.656	1		13:03:40.152 P	13:01:51.075	58.661	50.416	119.2	13:03:40.152
2		1:51.985	28.251	49.689	34.045	180.9	13:04:46.641	2		5:53.857	4:21.515	55.926	36.416	142.1	13:09:34.009
3		1:51.470	27.681	48.466	35.323	182.1	13:06:38.111	3		1:55.759	27.577	52.515	35.667	165.3	13:11:29.768
4		1:51.590	27.513	49.313	34.764	183.0	13:08:29.701	4		1:55.057	27.866	52.136	35.055	162.1	13:13:24.825
5		1:54.927	27.289	48.264	39.374	183.0	13:10:24.628	5		1:52.119	27.089	49.678	35.352	178.8	13:15:16.944
6		2:02.335	27.905	47.594	46.836	189.4	13:12:26.963	6		1:50.136	27.495	48.463	34.178	183.9	13:17:07.080
7		1:57.133 P	27.337	48.050	41.746	187.8	13:14:24.096	7		1:50.343	27.202	49.252	33.889	177.0	13:18:57.423
8		16:05.415	14:40.111	50.417	34.887	173.6	13:30:29.511	8		2:21.773 P	26.939	49.366	1:05.468	193.2	13:21:19.196
9		1:49.745	27.882	48.290	33.573	174.7	13:32:19.256	9		9:22.096	7:57.178	50.995	33.923	165.8	13:30:41.292
10		1:47.870	26.895	47.358	33.617	193.2	13:34:07.126	10		1:48.704	26.989	47.728	33.987	195.2	13:32:29.996
11		1:48.857	27.051	48.106	33.700	192.1	13:35:55.983	11		1:55.686	27.298	54.853	33.535	174.4	13:34:25.682
12		1:47.787	27.072	47.591	33.124	190.4	13:37:43.770	12		1:49.823	26.803	47.652	35.368	195.6	13:36:15.505
13		2:07.446 P	26.496	46.757	54.193	195.6	13:39:51.216	13		1:48.184	27.166	47.382	33.636	195.2	13:38:03.689
14		2:27.131 P						14		2:27.131 P	26.805	1:02.876	57.450	166.6	13:40:30.820

22

Alexander Dunne

Tatuus F.4

28

Valentin Kluss

Tatuus F.4

US Racing

Rookie

Jenzer Motorsport

Lap	D	Time	Sector 1	Sector 2	Sector 3	T. Spd	Elapsed	Lap	D	Time	Sector 1	Sector 2	Sector 3	T. Spd	Elapsed
1		13:02:48.988 P	13:01:15.287	51.515	42.186	172.5	13:02:48.988	1		13:03:38.016 P	13:01:47.744	56.542	53.730	132.5	13:03:38.016
2		5:38.565 P	4:09.210	48.176	41.179	189.4	13:08:27.553	2		7:49.522	6:19.072	53.238	37.212	144.9	13:11:27.538
3		2:27.980	56.019	54.236	37.725	112.8	13:10:55.533	3		1:54.688	27.799	51.174	35.715	170.3	13:13:22.226
4		1:47.358	26.713	47.198	33.447	194.9	13:12:42.891	4		1:52.286	28.310	49.275	34.701	182.7	13:15:14.512
5		1:47.049	26.673	46.812	33.564	195.6	13:14:29.940	5		1:51.142	27.459	49.165	34.518	179.4	13:17:05.654
6		2:09.639	26.548		2:43.203	196.0	13:16:39.579	6		1:54.915	27.456	49.207	38.252	191.1	13:19:00.569
7		1:46.830	26.696	46.746	33.388	197.0	13:18:26.409	7		2:22.338 P	27.468	1:03.207	51.663	188.4	13:21:22.907
8		1:59.818 P	26.372	47.171	46.275	198.1	13:20:26.227	8		9:24.399	7:41.774	1:06.935	35.690	127.6	13:30:47.306
9		10:08.838 P	8:39.351	49.052	40.435	187.8	13:30:35.065	9		1:49.739	27.516	48.119	34.104	193.2	13:32:37.045
10		2:16.122	55.278	47.577	33.267	196.3	13:32:51.187	10		1:52.457	27.974	50.951	33.532	195.6	13:34:29.502
11		1:46.546	26.386	46.507	33.653	198.5	13:34:37.733	11		1:48.004	27.027	47.225	33.752	196.0	13:36:17.506
12		1:45.736	26.425	46.156	33.155	199.2	13:36:23.469	12		1:49.321	26.805	48.606	33.910	198.5	13:38:06.827
13		1:45.715	26.292	46.217	33.206	199.6	13:38:09.184	13		2:26.682 P	27.303	1:00.219	59.160	151.6	13:40:33.509
14		2:27.529 P	26.826	59.640	1:01.063	140.8	13:40:36.713								





Red Bull Ring
Italian F4 Championship
Collective Test 1
Lap Analysis



29 Jain Rishab Anandraj Tatuus F.4 **33** Brando Badoer Tatuus F.4
 Rookie BWR Motorsport GmbH Rookie Van Amersfoort Racing

Lap	D	Time	Sector 1	Sector 2	Sector 3	T. Spd	Elapsed	Lap	D	Time	Sector 1	Sector 2	Sector 3	T. Spd	Elapsed
1		13:03:15.160 P	13:01:26.582	55.345	53.233	116.5	13:03:15.160	1		13:02:59.312 P	13:01:14.429	56.991	47.892	143.0	13:02:59.312
2		9:14.726	7:40.221	53.649	40.856	153.8	13:12:29.886	2		5:04.352	3:33.199	53.098	38.055	157.6	13:08:03.664
3		1:56.901	28.692	52.627	35.582	174.4	13:14:26.787	3		1:55.885	29.677	49.445	36.763	188.4	13:09:59.549
4		2:07.114	38.875	51.308	36.931	149.3	13:16:33.901	4		1:53.873	28.343	49.997	35.533	193.8	13:11:53.422
5		1:52.303	27.918	49.456	34.929	180.0	13:18:26.204	5		1:51.515	27.728	49.179	34.608	180.6	13:13:44.937
6		2:06.862 P	29.057	50.107	47.698	182.1	13:20:33.066	6		1:52.127	27.546	48.048	36.533	190.8	13:15:37.064
7		10:04.422	8:35.584	51.448	37.390	136.1	13:30:37.488	7		2:02.358	27.492	59.029	35.837	171.9	13:17:39.422
8		1:50.724	27.243	48.888	34.593	192.5	13:32:28.212	8		1:49.290	27.123	48.009	34.158	191.4	13:19:28.712
9		1:55.484	27.636	53.956	33.892	178.5	13:34:23.696	9		2:33.801 P	28.686	1:05.702	59.413	158.8	13:22:02.513
10		1:49.637	27.032	48.417	34.188	192.8	13:36:13.333	10		9:17.455	7:54.477	48.778	34.200	184.3	13:31:19.968
11		1:49.092	27.120	48.427	33.545	194.2	13:38:02.425	11		1:49.581	27.141	48.206	34.234	186.2	13:33:09.549
12		2:26.166 P	27.030	1:02.983	56.153	174.4	13:40:28.591	12		1:51.505	27.793	49.250	34.462	189.1	13:35:01.054

30 David Zachary Tatuus F.4
 Rookie US Racing

Lap	D	Time	Sector 1	Sector 2	Sector 3	T. Spd	Elapsed
1		13:03:48.799 P	13:02:09.621	52.955	46.223	162.4	13:03:48.799
2		5:05.279	3:40.765	50.185	34.329	169.8	13:08:54.078
3		1:50.616	27.554	49.310	33.752	188.4	13:10:44.694
4		1:48.761	27.318	48.118	33.325	191.8	13:12:33.455
5		1:48.621	26.807	48.387	33.427	193.5	13:14:22.076
6		1:48.631	26.899	47.943	33.789	192.8	13:16:10.707
7		1:47.699	26.852	47.073	33.774	198.1	13:17:58.406
8		2:13.370 P	26.501		2:47.144	198.8	13:20:11.776
9		11:17.754	9:56.804	47.930	33.020	192.5	13:31:29.530
10		1:47.184	26.636	47.501	33.047	198.5	13:33:16.714
11		1:46.699	26.509	47.100	33.090	198.8	13:35:03.413
12		1:46.770	26.670	46.939	33.161	199.2	13:36:50.183
13		1:47.883	26.757	46.986	34.140	200.0	13:38:38.066
14		3:04.907 P	46.151	1:13.567	1:05.189	82.1	13:41:42.973

31 Arvid Lindblad Tatuus F.4
 Rookie Van Amersfoort Racing

Lap	D	Time	Sector 1	Sector 2	Sector 3	T. Spd	Elapsed
1		13:03:33.501 P	13:01:43.123	59.584	50.794	105.0	13:03:33.501
2		4:47.119	3:15.531	56.361	35.227	155.8	13:08:20.620
3		1:51.782	27.882	48.905	34.995	181.2	13:10:12.402
4		1:50.403	27.355	48.317	34.731	194.2	13:12:02.805
5		1:50.257	27.115	48.452	34.690	189.4	13:13:53.062
6		1:49.804	26.962	47.845	34.997	195.6	13:15:42.866
7		2:00.047	33.060	52.933	34.054	152.5	13:17:42.913
8		1:48.255	26.848	47.525	33.882	197.0	13:19:31.168
9		2:49.601 P	38.846	1:14.002	56.753	84.1	13:22:20.769
10		8:58.234	7:02.940	1:20.721	34.573	182.7	13:31:19.003
11		1:48.576	27.069	47.721	33.786	195.6	13:33:07.579
12		1:47.470	26.784	47.054	33.632	197.8	13:34:55.049
13		1:48.069	26.625	46.924	34.520	196.3	13:36:43.118
14		1:48.056	26.858	47.022	34.176	199.2	13:38:31.174
15		3:04.007 P	46.645	1:11.191	1:06.171	74.1	13:41:35.181

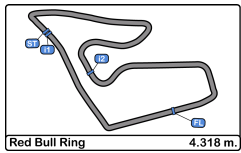
34 Martinus Stenshorne Tatuus F.4
 Rookie Van Amersfoort Racing

Lap	D	Time	Sector 1	Sector 2	Sector 3	T. Spd	Elapsed
1		13:02:40.983 P	13:01:05.395	52.922	42.666	153.4	13:02:40.983
2		3:51.922	2:25.178	49.947	36.797	164.3	13:06:32.905
3		2:01.450	29.625	48.672	43.153	166.4	13:08:34.355
4		1:49.537	26.995	47.294	35.248	193.8	13:10:23.892
5		1:48.815	26.799	47.563	34.453	194.2	13:12:12.707
6		1:48.261	26.840	47.194	34.227	193.8	13:14:00.968
7		1:48.101	26.674	47.463	33.964	193.5	13:15:49.069
8		1:48.380	27.006	47.410	33.964	180.6	13:17:37.449
9		1:47.421	26.745	47.094	33.582	196.3	13:19:24.870
10		2:35.215 P	26.651	1:08.435	1:00.129	157.6	13:22:00.085
11		9:11.741	7:50.460	47.788	33.493	159.0	13:31:11.826
12		1:47.792	26.509	47.060	34.223	195.6	13:32:59.618
13		1:47.127	26.813	46.596	33.718	197.4	13:34:46.745
14		1:47.091	26.415	46.804	33.872	199.6	13:36:33.836
15		1:46.477	26.480	46.525	33.472	200.0	13:38:20.313
16		2:22.684 P	26.491	51.505	1:04.688	200.0	13:40:42.997

36 Ismail Akhmed Tatuus F.4
 Rookie AKM Motorsport

Lap	D	Time	Sector 1	Sector 2	Sector 3	T. Spd	Elapsed
1		13:02:35.252	13:01:03.477	54.124	37.651	145.1	13:02:35.252
2		1:58.698	29.717	52.833	36.148	177.9	13:04:33.950
3		1:52.192	27.629	49.691	34.872	189.8	13:06:26.142
4		2:21.532	55.657	49.940	35.935	184.6	13:08:47.674
5		1:59.320	28.019	49.586	41.715	188.4	13:10:46.994
6		1:59.976 P	27.673	49.209	43.094	186.2	13:12:46.970
7		4:36.174	3:07.985	52.550	35.639	178.8	13:17:23.144
8		6:06.079 P	27.575	4:46.729	51.775	193.5	13:23:29.223
9		6:57.927	5:28.648	53.151	36.128	154.0	13:30:27.150
10		2:00.576	29.799	53.315	37.462	174.1	13:32:27.726
11		1:51.128	27.522	49.119	34.487	195.2	13:34:18.854
12		1:56.338	27.188	52.886	36.264	198.1	13:36:15.192
13		1:53.161	28.075	49.478	35.608	190.4	13:38:08.353
14		2:26.988 P	27.219	59.562	1:00.207	150.6	13:40:35.341





Red Bull Ring
Italian F4 Championship
Collective Test 1
Lap Analysis



37

Kacper Sztuka

Tatuus F.4 **44**

Nikhil Bohra

Tatuus F.4

US Racing

Rookie

US Racing

Lap	D	Time	Sector 1	Sector 2	Sector 3	T. Spd	Elapsed	Lap	D	Time	Sector 1	Sector 2	Sector 3	T. Spd	Elapsed
1		13:03:01.867	P 13:01:22.073	52.222	47.572	147.9	13:03:01.867	1		13:03:03.740	P 13:01:23.345	52.924	47.471	140.6	13:03:03.740
2		5:04.552	P 3:29.640	50.194	44.718	180.6	13:08:06.419	2		5:46.408	P 4:15.097	50.133	41.178	192.1	13:08:50.148
3		2:21.306	58.820	48.492	33.994	179.7	13:10:27.725	3		2:29.792	1:06.858	48.922	34.012	175.6	13:11:19.940
4		1:49.145	27.785	48.024	33.336	170.3	13:12:16.870	4		1:49.944	27.291	48.415	34.238	190.4	13:13:09.884
5		1:48.176	26.983	47.557	33.636	193.8	13:14:05.046	5		1:51.551	27.333	49.444	34.774	188.1	13:15:01.435
6		1:47.796	26.794	47.941	33.061	196.3	13:15:52.842	6		1:50.245	27.424	48.535	34.286	188.8	13:16:51.680
7		1:47.297	26.515	47.160	33.622	196.7	13:17:40.139	7		1:47.897	27.028	47.517	33.352	192.8	13:18:39.577
8		1:49.241	26.909	49.208	33.124	172.8	13:19:29.380	8		1:58.315	P 26.872	49.276	42.167	196.0	13:20:37.892
9		2:47.867	P 39.462	1:14.640	53.765	90.3	13:22:17.247	9		10:27.834	9:06.948	47.637	33.249	194.9	13:31:05.726
10		8:25.445	P 6:54.604	49.399	41.442	182.7	13:30:42.692	10		1:46.862	26.725	47.095	33.042	197.0	13:32:52.588
11		2:23.386	59.494	49.578	34.314	198.5	13:33:06.078	11		1:46.710	26.498	47.127	33.085	198.1	13:34:39.298
12		1:46.141	26.541	46.422	33.178	197.8	13:34:52.219	12		1:46.314	26.544	46.247	33.523	198.1	13:36:25.612
13		1:45.481	26.495	46.369	32.617	199.2	13:36:37.700	13		1:46.182	26.465	46.212	33.505	200.0	13:38:11.794
14		1:44.879	26.193	46.153	32.533	199.6	13:38:22.579	14		2:26.365	P 27.453	56.951	1:01.961	164.3	13:40:38.159
15		2:58.409	P 45.754	1:16.277	56.378	73.2	13:41:20.988								

38

Valerio Rinicella

Tatuus F.4

Nicola Lacorte

Tatuus F.4

Rookie

Rookie

Iron Lynx Srl

AKM Motorsport

Lap	D	Time	Sector 1	Sector 2	Sector 3	T. Spd	Elapsed	Lap	D	Time	Sector 1	Sector 2	Sector 3	T. Spd	Elapsed
1		13:06:12.381	13:04:37.414	59.102	35.865	122.0	13:06:12.381	1		13:02:44.520	13:01:12.136	54.868	37.516	124.8	13:02:44.520
2		1:55.651	30.323	50.933	34.395	177.6	13:08:08.032	2		1:54.175	29.605	49.829	34.741	186.8	13:04:38.695
3		1:50.924	27.529	48.955	34.440	192.1	13:09:58.956	3		1:53.477	28.010	50.491	34.976	185.2	13:06:32.172
4		1:56.522	P 27.910	49.015	39.597	187.8	13:11:55.478	4		1:50.975	27.549	48.820	34.606	192.8	13:08:23.147
5		5:06.205	3:44.911	47.911	33.383	192.5	13:17:01.683	5		1:50.853	27.409	48.929	34.515	191.1	13:10:14.000
6		1:48.735	26.983	48.589	33.163	195.2	13:18:50.418	6		1:49.758	27.376	48.476	33.906	193.5	13:12:03.758
7		2:21.672	P 27.085	52.524	1:02.063	195.2	13:21:12.090	7		1:50.268	27.344	48.547	34.377	193.5	13:13:54.026
8		9:05.283	7:43.452	48.840	32.991	186.8	13:30:17.373	8		1:49.248	26.883	48.028	34.337	194.2	13:15:43.274
9		1:46.983	26.803	47.056	33.124	195.6	13:32:04.356	9		1:48.982	27.179	47.842	33.961	191.4	13:17:32.256
10		1:49.336	26.658	49.219	33.459	196.7	13:33:53.692	10		1:57.091	P 27.080	49.012	40.999	195.6	13:19:29.347
11		1:48.248	26.989	47.002	34.257	196.0	13:35:41.940	11		10:51.161	9:28.604	48.937	33.620	165.3	13:30:20.508
12		1:51.830	26.924	51.386	33.520	196.3	13:37:33.770	12		1:48.470	26.604	47.921	33.945	190.4	13:32:08.978
13		2:06.597	P 26.560	48.521	51.516	198.8	13:39:40.367	13		1:47.038	26.620	46.963	33.455	197.4	13:33:56.016
								14		1:47.900	26.600	47.558	33.742	197.8	13:35:43.916
								15		1:46.973	26.679	47.040	33.254	199.6	13:37:30.889
								16		2:06.663	P 26.250	50.899	49.514	202.2	13:39:37.552

41

Jonas Ried

Tatuus F.4

Elia Sperandio

Tatuus F.4

PHM Racing GmbH

Rookie

Maffi Racing

Lap	D	Time	Sector 1	Sector 2	Sector 3	T. Spd	Elapsed	Lap	D	Time	Sector 1	Sector 2	Sector 3	T. Spd	Elapsed
1		13:02:25.808	P 13:00:40.798	56.316	48.694	160.2	13:02:25.808	1		13:03:11.148	P 13:01:23.025	56.190	51.933	138.4	13:03:11.148
2		5:04.820	3:38.213	51.750	34.857	175.0	13:07:30.628	2		4:32.332	3:06.966	50.795	34.571	186.2	13:07:43.480
3		1:52.390	27.695	49.917	34.778	179.1	13:09:23.018	3		2:14.658	28.052	1:08.360	38.246	189.1	13:09:58.138
4		1:52.546	27.850	49.139	35.557	182.1	13:11:15.564	4		1:51.393	28.236	48.584	34.573	191.1	13:11:49.531
5		1:51.499	27.489	48.915	35.095	193.5	13:13:07.063	5		1:50.486	27.417	48.926	34.143	190.1	13:13:40.017
6		1:53.445	27.805	48.988	36.652	184.9	13:15:00.508	6		1:50.144	27.211	48.809	34.124	189.8	13:15:30.161
7		1:51.044	27.300	49.191	34.553	191.8	13:16:51.552	7		1:49.330	26.966	48.343	34.021	193.2	13:17:19.491
8		1:50.869	27.147	48.949	34.773	194.2	13:18:42.421	8		1:48.888	26.827	47.760	34.301	193.5	13:19:08.379
9		2:22.572	P 27.044	56.925	58.603	196.7	13:21:04.993	9		2:24.754	P 26.867	1:06.529	51.358	194.9	13:21:33.133
10		8:54.472	7:31.898	48.551	34.023	188.1	13:29:59.465	10		8:24.956	7:01.322	49.008	34.626	191.1	13:29:58.089
11		1:49.618	27.069	48.055	34.494	194.5	13:31:49.083	11		1:48.362	27.329	47.397	33.636	192.5	13:31:46.451
12		1:50.365	27.141	48.174	35.050	195.2	13:33:39.448	12		1:48.329	27.035	47.546	33.748	194.9	13:33:34.780
13		2:04.238	26.699	47.758	49.781	196.7	13:35:43.686	13		1:47.740	26.808	47.064	33.868	196.3	13:35:22.520
14		1:50.777	27.308	48.700	34.769	196.0	13:37:34.463	14		1:49.044	27.134	48.177	33.733	193.5	13:37:11.564
15		2:11.646	P 26.610	52.720	52.316	198.8	13:39:46.109	15		2:12.948	P 27.563	47.473	57.912	196.3	13:39:24.512





Red Bull Ring
Italian F4 Championship
Collective Test 1
Lap Analysis



52

Marcus Amand

Tatuus F.4 **77**

Taylor Barnard

Tatuus F.4

US Racing

PHM Racing GmbH

Lap	D	Time	Sector 1	Sector 2	Sector 3	T. Spd	Elapsed	Lap	D	Time	Sector 1	Sector 2	Sector 3	T. Spd	Elapsed
1		13:02:47.498 P	13:01:14.020	51.623	41.855	160.4	13:02:47.498	1		13:05:03.942	13:03:41.348	47.906	34.688	191.8	13:05:03.942
2		5:57.257 P	4:28.490	49.047	39.720	192.8	13:08:44.755	2		1:49.509	27.377	48.021	34.111	192.1	13:06:53.451
3		2:21.145	58.381	48.550	34.214	192.1	13:11:05.900	3		1:48.983	27.029	47.496	34.458	191.4	13:08:42.434
4		2:00.085	27.292	53.033	39.760	194.2	13:13:05.985	4		1:48.336	27.049	46.913	34.374	188.4	13:10:30.770
5		1:56.102 P	27.227	49.433	39.442	191.8	13:15:02.087	5		1:48.426	26.926	47.148	34.352	191.4	13:12:19.196
6		21:03.499	19:42.080	47.757	33.662	193.8	13:36:05.586	6		1:47.109	26.772	46.559	33.778	193.5	13:14:06.305
7		1:47.470	26.806	47.170	33.494	199.2	13:37:53.056	7		2:00.862	26.578	55.459	38.825	151.2	13:16:07.167
8		2:10.073 P	26.602	54.238	49.233	200.3	13:40:03.129	8		1:47.565	26.629	47.459	33.477	193.8	13:17:54.732

54

Juan Francisco Soldavini
 Nores

Tatuus F.4

Viktoria Blokina

Tatuus F.4

Rookie

Maffi Racing

Lap	D	Time	Sector 1	Sector 2	Sector 3	T. Spd	Elapsed	Lap	D	Time	Sector 1	Sector 2	Sector 3	T. Spd	Elapsed
1		13:03:07.011	13:01:31.056	56.735	39.220	131.0	13:03:07.011	9		1:47.157	26.370	46.932	33.855	195.6	13:19:41.889
2		2:07.287	35.951	52.959	38.377	175.3	13:05:14.298	10		2:46.662 P	35.343	1:10.972	1:00.347	116.3	13:22:28.551
3		1:54.862	28.559	50.412	35.891	185.5	13:07:09.160	11		7:27.540	6:06.160	47.927	33.453	179.4	13:29:56.091
4		1:53.853	28.389	49.515	35.949	178.2	13:09:03.013	12		1:46.782	26.404	46.867	33.511	195.6	13:31:42.873
5		1:56.836	32.154	49.184	35.498	174.7	13:10:59.849	13		1:46.253	26.469	46.412	33.372	196.3	13:33:29.126
6		2:06.566	27.925	1:01.545	37.096	186.2	13:13:06.415	14		1:45.799	26.391	46.176	33.232	197.4	13:35:14.925
7		1:55.702	28.302	51.383	36.017	179.4	13:15:02.117	15		1:45.545	26.272	46.203	33.070	198.1	13:37:00.470
8		2:00.268	34.184	51.232	34.852	170.8	13:17:02.385	16		1:55.088 P	26.169	46.197	42.722	199.6	13:38:55.558

78

Viktoria Blokina

Tatuus F.4

Rookie

PHM Racing GmbH

Lap	D	Time	Sector 1	Sector 2	Sector 3	T. Spd	Elapsed	Lap	D	Time	Sector 1	Sector 2	Sector 3	T. Spd	Elapsed
1		13:02:51.604 P	13:01:09.021	55.153	47.430	144.9	13:02:51.604	6		1:51.374	27.684	48.828	34.862	192.1	13:15:40.794
2		5:20.612	3:52.168	52.020	36.424	163.8	13:08:12.216	7		1:49.661	27.105	47.816	34.740	193.8	13:17:30.455
3		1:53.068	27.873	49.339	35.856	189.1	13:10:05.284	8		1:48.590	27.014	47.412	34.164	195.2	13:19:19.045
4		1:53.281	28.970	49.052	35.259	180.6	13:11:58.565	9		2:34.214 P	29.174	1:09.975	55.065	115.0	13:21:53.259
5		1:50.855	27.927	48.294	34.634	191.1	13:13:49.420	10		8:35.197	7:07.850	52.920	34.427	158.3	13:30:28.456
6		1:51.374	27.684	48.828	34.862	192.1	13:15:40.794	11		1:49.503	27.546	47.599	34.358	192.5	13:32:17.959
7		1:49.661	27.105	47.816	34.740	193.8	13:17:30.455	12		1:48.634	26.974	47.615	34.045	196.3	13:34:06.593
8		1:48.590	27.014	47.412	34.164	195.2	13:19:19.045	13		1:54.316	27.216	52.637	34.463	196.3	13:36:00.909
9		2:34.214 P	29.174	1:09.975	55.065	115.0	13:21:53.259	14		1:47.989	27.091	47.275	33.623	198.1	13:37:48.898
10		8:35.197	7:07.850	52.920	34.427	158.3	13:30:28.456	15		2:10.378 P	26.939	48.749	54.690	197.8	13:39:59.276

72

Adam Fitzgerald

Tatuus F.4

Georgios Markogiannis

Tatuus F.4

R-ACE GP

Cram Motorsport Srl

Lap	D	Time	Sector 1	Sector 2	Sector 3	T. Spd	Elapsed	Lap	D	Time	Sector 1	Sector 2	Sector 3	T. Spd	Elapsed
1		13:03:31.479	13:02:03.367	52.401	35.711	163.6	13:03:31.479	1		13:02:37.159	13:01:06.200	54.291	36.668	141.9	13:02:37.159
2		1:53.773	29.300	49.466	35.007	171.4	13:05:25.252	2		1:54.078	28.363	50.998	34.717	168.4	13:04:31.237
3		1:52.143	28.535	48.694	34.914	182.7	13:07:17.395	3		1:50.556	27.330	49.330	33.896	185.2	13:06:21.793
4		1:52.326	27.972	49.401	34.953	181.8	13:09:09.721	4		1:55.228	27.646	53.032	34.550	156.5	13:08:17.021
5		1:52.218	28.250	48.921	35.047	173.9	13:11:01.939	5		1:50.475	27.299	48.983	34.193	183.9	13:10:07.496
6		2:15.556	27.990	1:12.688	34.878	182.1	13:13:17.495	6		1:51.404	27.550	48.989	34.865	166.4	13:11:58.900
7		1:51.984	27.843	48.704	35.437	180.3	13:15:09.479	7		1:56.074	29.726	52.091	34.257	174.4	13:13:54.974
8		1:51.147	27.827	48.973	34.347	182.4	13:17:00.626	8		1:49.417	27.335	47.957	34.125	189.1	13:15:44.391
9		2:02.523 P	27.605	50.616	44.302	185.8	13:19:03.149	9		1:48.916	27.349	47.976	33.591	191.1	13:17:33.307
10		11:56.151	10:32.183	48.813	35.155	181.2	13:30:59.300	10		1:58.257 P	27.138	48.150	42.969	193.2	13:19:31.564
11		1:49.517	27.373	48.017	34.127	193.2	13:32:48.817	11		10:48.091	9:25.519	48.602	33.970	170.8	13:30:19.655
12		1:50.167	26.955	47.663	35.549	193.2	13:34:38.984	12		1:51.599	26.872	47.854	36.873	195.2	13:32:11.254
13		1:51.176	27.480	48.527	35.169	166.9	13:36:30.160	13		1:48.120	27.039	47.277	33.804	195.2	13:33:59.374
14		2:12.212	26.985	1:10.502	34.725	195.2	13:38:42.372	14		1:47.658	26.992	46.920	33.746	195.2	13:35:47.032
15		3:04.522 P	43.730	1:13.646	1:07.146	72.0	13:41:46.894	15		1:48.144	26.969	47.349	33.826	197.0	13:37:35.176

79

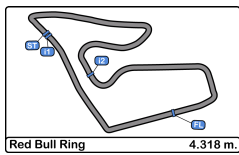
Georgios Markogiannis

Tatuus F.4

Cram Motorsport Srl

Lap	D	Time	Sector 1	Sector 2	Sector 3	T. Spd	Elapsed	Lap	D	Time	Sector 1	Sector 2	Sector 3	T. Spd	Elapsed
1		13:02:37.159	13:01:06.200	54.291	36.668	141.9	13:02:37.159	16		2:14.483 P	27.347	51.812	55.324	197.0	13:39:49.659
2		1:54.078	28.363	50.998	34.717	168.4	13:04:31.237								
3		1:50.556	27.330	49.330	33.896	185.2	13:06:21.793								
4		1:55.228	27.646	53.032	34.550	156.5	13:08:17.021								
5		1:50.475	27.299	48.983	34.193	183.9	13:10:07.496								
6		1:51.404	27.550	48.989	34.865	166.4	13:11:58.900								
7		1:56.074	29.726	52.091	34.257	174.4	13:13:54.974								
8		1:49.417	27.335	47.957	34.125	189.1	13:15:44.391								
9		1:48.916	27.349	47.976	33.591	191.1	13:17:33.307								
10		1:58.257 P	27.138	48.150	42.969	193.2	13:19:31.564								
11		10:48.091	9:25.519	48.602	33.970	170.8	13:30:19.655								
12		1:51.599	26.872	47.854	36.873	195.2	13:32:11.254								
13		1:48.120	27.039	47.277	33.804	195.2	13:33:59.374								
14		1:47.658	26.992	46.920	33.746	195.2	13:35:47.032								
15		1:48.144	26.969	47.349	33.826	197.0	13:37:35.176								





Red Bull Ring
Italian F4 Championship
Collective Test 1
Lap Analysis



83

Maya Weug

Tatuus F.4 **96**

Jules Castro

Tatuus F.4

Iron Dames Rookie

Van Amersfoort Racing

Lap	D	Time	Sector 1	Sector 2	Sector 3	T. Spd	Elapsed	Lap	D	Time	Sector 1	Sector 2	Sector 3	T. Spd	Elapsed
1		13:02:35.508 P	13:00:57.522	51.720	46.266	165.6	13:02:35.508	1		13:02:56.778 P	13:01:11.319	54.048	51.411	134.1	13:02:56.778
2		4:10.774	2:27.881	49.291	53.602	176.7	13:06:46.282	2		4:51.290	3:25.956	49.525	35.809	175.6	13:07:48.068
3		1:51.074	28.119	48.504	34.451	190.4	13:08:37.356	3		1:53.446	28.550	49.562	35.334	163.8	13:09:41.514
4		1:49.459	27.392	47.764	34.303	191.1	13:10:26.815	4		1:54.522	28.057	51.239	35.226	181.5	13:11:36.036
5		1:48.749	26.965	47.696	34.088	194.5	13:12:15.564	5		1:51.114	27.623	48.240	35.251	191.1	13:13:27.150
6		1:47.787	26.637	47.503	33.647	196.0	13:14:03.351	6		1:51.266	27.216	48.448	35.602	190.1	13:15:18.416
7		1:47.736	26.722	47.122	33.892	195.6	13:15:51.087	7		1:50.485	27.130	48.506	34.849	190.8	13:17:08.901
8		1:48.861	26.449	48.417	33.995	197.4	13:17:39.948	8		1:53.591	29.033	48.946	35.612	157.6	13:19:02.492
9		2:01.183	26.788	59.442	34.953	190.4	13:19:41.131	9		2:22.689 P	26.928	1:02.701	53.060	189.1	13:21:25.181
10		2:46.010 P	32.589	1:11.426	1:01.995	113.4	13:22:27.141	10		9:09.643	7:42.687	49.737	37.219	151.4	13:30:34.824
11		7:47.338	6:24.585	49.115	33.638	174.4	13:30:14.479	11		1:51.680	26.910	49.168	35.602	197.0	13:32:26.504
12		1:47.297	26.638	47.465	33.194	196.3	13:32:01.776	12		1:49.435	26.890	47.804	34.741	196.7	13:34:15.939
13		1:46.565	26.479	47.049	33.037	197.8	13:33:48.341	13		1:48.750	26.710	47.591	34.449	196.3	13:36:04.689
14		1:46.545	26.460	46.859	33.226	197.4	13:35:34.886	14			26.810	47.215		195.2	
15		1:46.285	26.679	46.492	33.114	197.8	13:37:21.171								
16		2:09.971 P	26.440	46.782	56.749	198.5	13:39:31.142								

88

Rafael Camara

Tatuus F.4

Rookie

Prema Racing

Lap	D	Time	Sector 1	Sector 2	Sector 3	T. Spd	Elapsed
1		13:02:17.914	13:00:53.603	50.660	33.651	167.4	13:02:17.914
2		1:53.066	27.501	48.306	37.259	191.8	13:04:10.980
3		1:54.336	29.154	47.877	37.305	187.8	13:06:05.316
4		1:47.952	26.783	47.587	33.582	194.5	13:07:53.268
5		1:49.469	28.213	47.066	34.190	190.4	13:09:42.737
6		1:48.471	27.097	47.360	34.014	192.1	13:11:31.208
7		1:49.529	26.823	48.792	33.914	171.9	13:13:20.737
8		1:47.529	26.890	47.394	33.245	194.5	13:15:08.266
9		1:56.260 P	26.704	46.714	42.842	194.5	13:17:04.526
10		14:17.235	12:55.132	48.422	33.681	183.6	13:31:21.761
11		1:48.049	26.916	47.529	33.604	196.3	13:33:09.810
12		1:46.601	26.944	46.441	33.216	196.3	13:34:56.411
13		1:46.250	26.560	46.251	33.439	198.5	13:36:42.661
14		1:45.846	26.543	46.067	33.236	198.1	13:38:28.507
15		3:04.329 P	48.500	1:11.512	1:04.317	74.3	13:41:32.836

89

Ivan Franco Domingues

Tatuus F.4

Rookie

Iron Lynx Srl

Lap	D	Time	Sector 1	Sector 2	Sector 3	T. Spd	Elapsed
1		13:02:29.754	13:01:00.615	53.653	35.486	135.3	13:02:29.754
2		1:51.642	27.361	49.977	34.304	189.4	13:04:21.396
3		1:51.725	27.227	49.121	35.377	192.5	13:06:13.121
4		1:51.297	27.827	49.083	34.387	194.2	13:08:04.418
5		1:53.859	27.757	48.150	37.952	192.8	13:09:58.277
6		1:56.666	31.663	50.764	34.239	163.8	13:11:54.943
7		1:50.521	27.333	48.857	34.331	191.1	13:13:45.464
8		1:53.957	27.809	51.732	34.416	182.7	13:15:39.421
9		1:48.728	27.107	47.833	33.788	192.8	13:17:28.149
10		2:08.464 P	26.769	56.930	44.765	195.6	13:19:36.613
11		10:42.173	9:17.857	50.778	33.538	184.6	13:30:18.786
12		1:48.320	27.071	47.920	33.329	195.6	13:32:07.106
13		1:47.721	26.969	47.714	33.038	196.0	13:33:54.827
14		1:47.888	26.776	47.440	33.672	196.7	13:35:42.715
15		1:47.714	26.693	47.703	33.318	199.6	13:37:30.429
16		2:05.483 P	26.494	48.498	50.491	199.2	13:39:35.912





Red Bull Ring
Italian F4 Championship
Collective Test 1
Best Sectors Results



Sector - 1				Sector - 2				Sector - 3				Ideal Lap vs Best Lap			
Clas	Nº	Driver	Time	Nº	Driver	Time	Nº	Driver	Time	Clas	Nº	Driver	Ideal Lap	Best Lap	Clas
1	20	Conrad Laursen	25.907	12	Kimi Andrea Antonelli	46.015	37	Kacper Sztuka	32.533	1	37	Kacper Sztuka	1:44.879	1:45.481	2
2	77	Taylor Barnard	26.169	13	Anthony Wharton James	46.057	3	Ugo Ugochukwu	32.895	2	12	Kimi Andrea Antonelli	1:45.132	1:45.323	1
3	12	Kimi Andrea Antonelli	26.188	88	Rafael Camara	46.067	12	Kimi Andrea Antonelli	32.929	3	77	Taylor Barnard	1:45.415	1:45.545	3
4	37	Kacper Sztuka	26.193	37	Kacper Sztuka	46.153	38	Valerio Rinicella	32.991	4	3	Ugo Ugochukwu	1:45.586	1:46.108	6
5	7	Charlie Wurz	26.237	22	Alexander Dunne	46.156	30	David Zachary	33.020	5	22	Alexander Dunne	1:45.603	1:45.715	4
6	47	Nicola Lacorte	26.250	77	Taylor Barnard	46.176	83	Maya Weug	33.037	6	44	Nikhil Bohra	1:45.719	1:46.182	7
7	22	Alexander Dunne	26.292	44	Nikhil Bohra	46.212	89	Ivan Franco Domingues	33.038	7	88	Rafael Camara	1:45.826	1:46.250	8
8	34	Martinus Stenshorne	26.415	3	Ugo Ugochukwu	46.263	44	Nikhil Bohra	33.042	8	13	Anthony Wharton James	1:45.928	1:46.067	5
9	13	Anthony Wharton James	26.416	83	Maya Weug	46.492	9	Andrea Spina Alfio	33.046	9	83	Maya Weug	1:45.969	1:46.285	9
10	3	Ugo Ugochukwu	26.428	9	Andrea Spina Alfio	46.512	77	Taylor Barnard	33.070	10	20	Conrad Laursen	1:46.047	1:46.746	13
11	83	Maya Weug	26.440	15	Nikita Bedrin	46.518	21	Andrea Frassinetti	33.124	11	7	Charlie Wurz	1:46.089	1:47.105	17
12	44	Nikhil Bohra	26.465	34	Martinus Stenshorne	46.525	22	Alexander Dunne	33.155	12	9	Andrea Spina Alfio	1:46.134	1:46.546	11
13	89	Ivan Franco Domingues	26.494	7	Charlie Wurz	46.547	88	Rafael Camara	33.216	13	21	Andrea Frassinetti	1:46.377	1:47.787	25
14	21	Andrea Frassinetti	26.496	21	Andrea Frassinetti	46.757	47	Nicola Lacorte	33.254	14	34	Martinus Stenshorne	1:46.412	1:46.477	10
15	30	David Zachary	26.501	20	Conrad Laursen	46.826	7	Charlie Wurz	33.305	15	15	Nikita Bedrin	1:46.457	1:46.799	14
16	15	Nikita Bedrin	26.506	79	Georgios Markogiannis	46.920	20	Conrad Laursen	33.314	16	30	David Zachary	1:46.460	1:46.699	12
17	23	Oleksandr Partyshev	26.538	31	Arvid Lindblad	46.924	23	Oleksandr Partyshev	33.361	17	47	Nicola Lacorte	1:46.467	1:46.973	15
18	88	Rafael Camara	26.543	30	David Zachary	46.939	18	Kim Hwarang	33.383	18	38	Valerio Rinicella	1:46.553	1:46.983	16
19	38	Valerio Rinicella	26.560	47	Nicola Lacorte	46.963	15	Nikita Bedrin	33.433	19	89	Ivan Franco Domingues	1:46.972	1:47.714	23
20	11	Pedro Perino	26.562	11	Pedro Perino	46.982	13	Anthony Wharton James	33.455	20	11	Pedro Perino	1:47.089	1:47.270	18
21	9	Andrea Spina Alfio	26.576	38	Valerio Rinicella	47.002	34	Martinus Stenshorne	33.472	21	23	Oleksandr Partyshev	1:47.117	1:48.367	31
22	52	Marcus Amand	26.602	48	Elia Sperandio	47.064	52	Marcus Amand	33.494	22	31	Arvid Lindblad	1:47.181	1:47.470	19
23	41	Jonas Ried	26.610	18	Kim Hwarang	47.106	28	Valentin Kluss	33.532	23	18	Kim Hwarang	1:47.263	1:48.126	29
24	31	Arvid Lindblad	26.625	52	Marcus Amand	47.170	27	Ethan Ischer	33.535	24	52	Marcus Amand	1:47.266	1:47.470	20
25	17	Emerson Fittipaldi Jr.	26.650	96	Jules Castro	47.215	11	Pedro Perino	33.545	25	79	Georgios Markogiannis	1:47.383	1:47.658	21
26	14	Frederik Lund	26.700	23	Oleksandr Partyshev	47.218	29	Jain Rishab Anandraj	33.545	26	48	Elia Sperandio	1:47.508	1:47.740	24
27	96	Jules Castro	26.710	28	Valentin Kluss	47.225	79	Georgios Markogiannis	33.591	27	28	Valentin Kluss	1:47.562	1:48.004	27
28	18	Kim Hwarang	26.774	78	Viktoria Blokina	47.275	78	Viktoria Blokina	33.623	28	14	Frederik Lund	1:47.685	1:47.685	22
29	27	Ethan Ischer	26.803	14	Frederik Lund	47.334	31	Arvid Lindblad	33.632	29	27	Ethan Ischer	1:47.720	1:48.184	30
30	28	Valentin Kluss	26.805	17	Emerson Fittipaldi Jr.	47.339	48	Elia Sperandio	33.636	30	17	Emerson Fittipaldi Jr.	1:47.836	1:48.015	28
31	48	Elia Sperandio	26.808	27	Ethan Ischer	47.382	14	Frederik Lund	33.651	31	78	Viktoria Blokina	1:47.837	1:47.989	26
32	79	Georgios Markogiannis	26.872	89	Ivan Franco Domingues	47.440	33	Brando Badoer	33.784	32	33	Brando Badoer	1:48.357	1:48.977	33
33	78	Viktoria Blokina	26.939	33	Brando Badoer	47.577	17	Emerson Fittipaldi Jr.	33.847	33	96	Jules Castro	1:48.374	1:48.750	32
34	72	Adam Fitzgerald	26.955	72	Adam Fitzgerald	47.663	41	Jonas Ried	34.023	34	41	Jonas Ried	1:48.391	1:49.618	38
35	19	William Karlsson	26.977	8	Giovanni Maschio	47.744	8	Giovanni Maschio	34.083	35	72	Adam Fitzgerald	1:48.745	1:49.517	37
36	33	Brando Badoer	26.996	41	Jonas Ried	47.758	72	Adam Fitzgerald	34.127	36	8	Giovanni Maschio	1:48.926	1:49.085	34
37	29	Jain Rishab Anandraj	27.030	19	William Karlsson	47.886	19	William Karlsson	34.342	37	29	Jain Rishab Anandraj	1:48.992	1:49.092	35
38	8	Giovanni Maschio	27.099	29	Jain Rishab Anandraj	48.417	54	Juan Francisco Soldavini Nores	34.406	38	19	William Karlsson	1:49.205	1:49.369	36
39	36	Ismail Akhmed	27.188	36	Ismail Akhmed	49.119	96	Jules Castro	34.449	39	36	Ismail Akhmed	1:50.794	1:51.128	39
40	54	Juan Francisco Soldavini Nores	27.790	54	Juan Francisco Soldavini Nores	49.184	36	Ismail Akhmed	34.487	40	54	Juan Francisco Soldavini Nores	1:51.380	1:52.058	40





Red Bull Ring
Italian F4 Championship
Collective Test 1
Best 5 Lap Times



Cls	N°	Driver	Nat	Team	Nat	Vehicle	Cat	Cls	Best 1		Best 2		Best 3		Best 4		Best 5	
									Time	Lap	Time	Lap	Time	Lap	Time	Lap	Time	Lap
1	12	Kimi Andrea Antonelli	ITA	Prema Racing	ITA	Tatuus F.4	R	1	1:45.323	14	1:46.399	13	1:46.782	4	1:47.404	3	1:47.725	5
2	37	Kacper Sztuka	POL	US Racing	DEU	Tatuus F.4			1:45.481	13	1:46.141	12	1:47.297	7	1:47.796	6	1:48.176	5
3	77	Taylor Barnard	GBR	PHM Racing GmbH	DEU	Tatuus F.4			1:45.545	15	1:45.799	14	1:46.253	13	1:46.782	12	1:47.109	6
4	22	Alexander Dunne	IRL	US Racing	DEU	Tatuus F.4			1:45.715	13	1:45.736	12	1:46.546	11	1:46.830	7	1:47.049	5
5	13	Anthony Wharton James	AUS	Prema Racing	ITA	Tatuus F.4	R	2	1:46.067	14	1:46.988	13	1:47.122	11	1:47.218	12	1:48.062	6
6	3	Ugo Ugochukwu	USA	Prema Racing	ITA	Tatuus F.4	R	3	1:46.108	13	1:46.179	14	1:46.887	12	1:47.055	11	1:48.027	8
7	44	Nikhil Bohra	USA	US Racing	DEU	Tatuus F.4	R	4	1:46.182	13	1:46.314	12	1:46.710	11	1:46.862	10	1:47.897	7
8	88	Rafael Camara	BRA	Prema Racing	ITA	Tatuus F.4	R	5	1:46.250	13	1:46.601	12	1:47.529	8	1:47.952	4	1:48.049	11
9	83	Maya Weug	ESP	Iron Dames	ITA	Tatuus F.4			1:46.285	15	1:46.545	14	1:46.565	13	1:47.297	12	1:47.736	7
10	34	Martinus Stenshorne	NOR	Van Amersfoort Racing	NLD	Tatuus F.4	R	6	1:46.477	15	1:47.091	14	1:47.127	13	1:47.421	9	1:47.792	12
11	9	Andrea Spina Alfio	ITA	BVM Racing	AUT	Tatuus F.4	R	7	1:46.546	15	1:47.095	13	1:47.429	9	1:49.190	7	1:50.232	4
12	30	David Zachary	USA	US Racing	DEU	Tatuus F.4	R	8	1:46.699	11	1:46.770	12	1:47.184	10	1:47.699	7	1:48.621	5
13	20	Conrad Laursen	DNK	Prema Racing	ITA	Tatuus F.4			1:46.746	12	1:46.971	13	1:47.604	14	1:47.809	6	1:47.980	5
14	15	Nikita Bedrin	ITA	PHM Racing GmbH	DEU	Tatuus F.4			1:46.799	12	1:46.899	11	1:47.390	10	1:48.345	9	1:48.726	5
15	47	Nicola Lacorte	ITA	Iron Lynx Srl	ITA	Tatuus F.4	R	9	1:46.973	15	1:47.038	13	1:47.900	14	1:48.470	12	1:48.982	9
16	38	Valerio Rinicella	ITA	AKM Motorsport	SMR	Tatuus F.4	R	10	1:46.983	9	1:48.248	11	1:48.735	6	1:49.336	10	1:50.924	3
17	7	Charlie Wurz	AUT	Prema Racing	ITA	Tatuus F.4	R	11	1:47.105	13	1:47.204	11	1:47.247	12	1:47.333	8	1:47.634	4
18	11	Pedro Perino	CZE	US Racing	DEU	Tatuus F.4			1:47.270	12	1:47.513	11	1:48.107	7	1:48.209	6	1:49.684	3
19	31	Arvid Lindblad	GBR	Van Amersfoort Racing	NLD	Tatuus F.4	R	12	1:47.470	12	1:48.069	13	1:48.255	8	1:48.576	11	1:49.804	6
20	52	Marcus Amand	FRA	US Racing	DEU	Tatuus F.4			1:47.470	7	1:56.102	5	2:00.085	4	2:21.145	3	5:57.257	2
21	79	Georgios Markogiannis	GRC	Cram Motorsport Srl	ITA	Tatuus F.4			1:47.658	14	1:48.120	13	1:48.144	15	1:48.916	9	1:49.417	8
22	14	Frederik Lund	DNK	R-ACE GP	FRA	Tatuus F.4	R	13	1:47.685	14	1:48.098	13	1:49.505	9	1:49.835	7	1:50.040	12
23	89	Ivan Franco Domingues	PRT	Iron Lynx Srl	ITA	Tatuus F.4	R	14	1:47.714	15	1:47.721	13	1:47.888	14	1:48.320	12	1:48.728	9
24	48	Elia Sperandio	CHE	Maffi Racing	CHE	Tatuus F.4	R	15	1:47.740	13	1:48.329	12	1:48.362	11	1:48.888	8	1:49.044	14
25	21	Andrea Frassinetti	ITA	Cars Automobili	ITA	Tatuus F.4	R	16	1:47.787	12	1:47.870	10	1:48.857	11	1:49.745	9	1:51.470	3
26	78	Viktoria Blokina	ITA	PHM Racing GmbH	DEU	Tatuus F.4	R	17	1:47.989	14	1:48.590	8	1:48.634	12	1:49.503	11	1:49.661	7
27	28	Valentin Kluss	DEU	Jenzer Motorsport	CHE	Tatuus F.4	R	18	1:48.004	11	1:49.321	12	1:49.739	9	1:51.142	5	1:52.286	4
28	17	Emerson Fittipaldi Jr.	BRA	Van Amersfoort Racing	NLD	Tatuus F.4	R	19	1:48.015	14	1:48.689	11	1:48.857	13	1:48.900	12	1:49.802	8
29	18	Kim Hwarang	KOR	BVM Racing	ITA	Tatuus F.4	R	20	1:48.126	14	1:48.975	13	1:49.440	12	1:50.133	9	1:51.264	8
30	27	Ethan Ischer	CHE	Jenzer Motorsport	CHE	Tatuus F.4	R	21	1:48.184	13	1:48.704	10	1:49.823	12	1:50.136	6	1:50.343	7
31	23	Oleksandr Partyshev	UKR	Jenzer Motorsport	CHE	Tatuus F.4			1:48.367	14	1:49.141	12	1:49.461	13	1:49.807	11	1:50.016	7
32	96	Jules Castro	BEL	Van Amersfoort Racing	NLD	Tatuus F.4	R	22	1:48.750	13	1:49.435	12	1:50.485	7	1:51.114	5	1:51.266	6
33	33	Brando Badoer	ITA	Van Amersfoort Racing	NLD	Tatuus F.4	R	23	1:48.977	13	1:49.290	8	1:49.581	11	1:51.505	12	1:51.515	5
34	8	Giovanni Maschio	ITA	AS Motorsport	ROU	Tatuus F.4			1:49.085	9	1:50.379	7	1:50.704	6	1:53.483	8	1:56.668	3
35	29	Jain Rishab Anandraj	SGP	BWR Motorsport GmbH	AUT	Tatuus F.4	R	24	1:49.092	11	1:49.637	10	1:50.724	8	1:52.303	5	1:55.484	9
36	19	William Karlsson	SWE	BVM Racing	ITA	Tatuus F.4	R	25	1:49.369	4	1:52.498	3	13:14.61	2				
37	72	Adam Fitzgerald	IRL	R-ACE GP	FRA	Tatuus F.4			1:49.517	11	1:50.167	12	1:51.147	8	1:51.176	13	1:51.984	7
38	41	Jonas Ried	DEU	PHM Racing GmbH	DEU	Tatuus F.4			1:49.618	11	1:50.365	12	1:50.777	14	1:50.869	8	1:51.044	7
39	36	Ismail Akhmed	UKR	AKM Motorsport	SMR	Tatuus F.4	R	26	1:51.128	11	1:52.192	3	1:53.161	13	1:56.338	12	1:58.698	2
40	54	Juan Francisco Soldavini Nores	ARG	Maffi Racing	CHE	Tatuus F.4	R	27	1:52.058	12	1:53.275	9	1:53.853	4	1:54.862	3	1:55.702	7





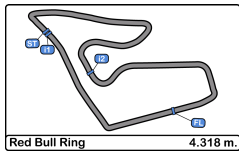
Red Bull Ring
Italian F4 Championship
Collective Test 1
Best 5 Top Speeds



Top 1 Top 2 Top 3 Top 4 Top 5

Cls	N°	Driver	Nat	Team	Nat	Vehicle	Cat	Cls	Km/h	Lap	Km/h	Lap	Km/h	Lap	Km/h	Lap	Km/h	Lap	Avg
1	47	Nicola Lacorte	ITA	Iron Lynx Srl	ITA	Tatuus F.4	R	1	202.2	16	199.6	15	197.8	14	197.4	13	195.6	10	198.5
2	13	Anthony Wharton James	AUS	Prema Racing	ITA	Tatuus F.4	R	2	200.3	14	198.8	15	197.0	13	196.7	11	195.6	12	197.7
3	52	Marcus Amand	PAN	US Racing	DEU	Tatuus F.4			200.3	8	199.2	7	194.2	4	193.8	6	192.8	2	196.1
4	30	David Zachary	USA	US Racing	DEU	Tatuus F.4	R	3	200.0	13	199.2	12	198.8	8	198.8	11	198.5	10	199.1
5	34	Martinus Stenshorne	NOR	Van Amersfoort Racing	NLD	Tatuus F.4	R	4	200.0	15	200.0	16	199.6	14	197.4	13	196.3	9	198.6
6	44	Nikhil Bohra	USA	US Racing	DEU	Tatuus F.4	R	5	200.0	13	198.1	11	198.1	12	197.0	10	196.0	8	197.8
7	11	Pedro Perino	MOZ	US Racing	DEU	Tatuus F.4			199.6	12	198.5	14	197.8	8	197.8	11	197.8	13	198.3
8	12	Kimi Andrea Antonelli	ITA	Prema Racing	ITA	Tatuus F.4	R	6	199.6	15	199.2	12	198.5	14	197.8	13	197.0	11	198.4
9	20	Conrad Laursen	DNK	Prema Racing	ITA	Tatuus F.4			199.6	15	198.5	13	198.5	14	196.7	12	196.3	11	197.9
10	22	Alexander Dunne	IRE	US Racing	DEU	Tatuus F.4			199.6	13	199.2	12	198.5	11	198.1	8	197.0	7	198.5
11	33	Brando Badoer	ITA	Van Amersfoort Racing	NLD	Tatuus F.4	R	7	199.6	14	196.3	13	193.8	4	191.4	8	190.8	6	194.4
12	37	Kacper Sztuka	POL	US Racing	DEU	Tatuus F.4			199.6	14	199.2	13	198.5	11	197.8	12	196.7	7	198.3
13	77	Taylor Barnard	GBR	PHM Racing GmbH	DEU	Tatuus F.4			199.6	16	198.1	15	197.4	14	196.3	13	195.6	9	197.4
14	89	Ivan Franco Domingues	PRT	Iron Lynx Srl	ITA	Tatuus F.4	R	8	199.6	15	199.2	16	196.7	14	196.0	13	195.6	10	197.4
15	7	Charlie Wurz	AUT	Prema Racing	ITA	Tatuus F.4	R	9	199.2	15	197.4	12	196.3	13	195.6	4	195.6	11	196.8
16	9	Andrea Spina Alfio	ITA	BVM Racing	AUT	Tatuus F.4	R	10	199.2	16	198.8	15	194.9	13	192.1	8	191.8	12	195.4
17	31	Arvid Lindblad	GBR	Van Amersfoort Racing	NLD	Tatuus F.4	R	11	199.2	14	197.8	12	197.0	8	196.3	13	195.6	6	197.2
18	17	Emerson Fittipaldi Jr.	BRA	Van Amersfoort Racing	NLD	Tatuus F.4	R	12	198.8	15	198.1	13	197.0	14	196.3	12	195.2	11	197.1
19	38	Valerio Rinicella	ITA	AKM Motorsport	SMR	Tatuus F.4	R	13	198.8	13	196.7	10	196.3	12	196.0	11	195.6	9	196.7
20	41	Jonas Ried	DEU	PHM Racing GmbH	DEU	Tatuus F.4			198.8	15	196.7	9	196.7	13	196.0	14	195.2	12	196.7
21	18	Kim Hwarang	KOR	BVM Racing	ITA	Tatuus F.4	R	14	198.5	15	197.0	12	197.0	13	196.7	14	194.9	10	196.8
22	28	Valentin Kluss	DEU	Jenzer Motorsport	CHE	Tatuus F.4	R	15	198.5	12	196.0	11	195.6	10	193.2	9	191.1	6	194.9
23	83	Maya Weug	ESP	Iron Dames	ITA	Tatuus F.4			198.5	16	197.8	13	197.8	15	197.4	8	197.4	14	197.8
24	88	Rafael Camara	BRA	Prema Racing	ITA	Tatuus F.4	R	16	198.5	13	198.1	14	196.3	11	196.3	12	194.5	4	196.8
25	36	Ismail Akhmed	UZB	AKM Motorsport	SMR	Tatuus F.4	R	17	198.1	12	195.2	11	193.5	8	190.4	13	189.8	3	193.4
26	78	Viktoria Blokina	ITA	PHM Racing GmbH	DEU	Tatuus F.4	R	18	198.1	14	197.8	15	196.3	12	196.3	13	195.2	8	196.7
27	19	William Karlsson	SWE	BVM Racing	ITA	Tatuus F.4	R	19	197.8	5	195.6	4	189.8	3	173.6	2	125.2	1	176.4
28	3	Ugo Ugochukwu	USA	Prema Racing	ITA	Tatuus F.4	R	20	197.4	15	196.7	14	196.3	13	194.9	12	193.8	11	195.8
29	14	Frederik Lund	DNK	R-ACE GP	PAN	Tatuus F.4	R	21	197.4	13	197.4	14	193.8	12	192.1	9	190.8	6	194.3
30	23	Oleksandr Partyshev	UKR	Jenzer Motorsport	CHE	Tatuus F.4			197.4	15	194.2	12	194.2	13	192.8	11	192.5	14	194.2
31	79	Georgios Markogiannis	GRC	Cram Motorsport Srl	ITA	Tatuus F.4			197.0	15	197.0	16	195.2	12	195.2	13	195.2	14	196.0
32	96	Jules Castro	BEL	Van Amersfoort Racing	NLD	Tatuus F.4	R	22	197.0	11	196.7	12	196.3	13	195.2	14	191.1	5	195.3
33	15	Nikita Bedrin	ITA	PHM Racing GmbH	DEU	Tatuus F.4			196.7	11	195.6	13	195.2	10	194.9	12	191.8	6	194.8
34	48	Elia Sperandio	CHE	Maffi Racing	CHE	Tatuus F.4	R	23	196.3	13	196.3	15	194.9	9	194.9	12	193.5	8	195.2
35	21	Andrea Frassinetti	ITA	Cars Automobili	ITA	Tatuus F.4	R	24	195.6	13	193.2	10	192.1	11	190.4	12	189.4	6	192.1
36	27	Ethan Ischer	CHE	Jenzer Motorsport	CHE	Tatuus F.4	R	25	195.6	12	195.2	10	195.2	13	193.2	8	183.9	6	192.6
37	8	Giovanni Maschio	ITA	AS Motorsport	SMR	Tatuus F.4			195.2	8	195.2	10	193.2	9	189.8	7	188.8	4	192.4
38	72	Adam Fitzgerald	IRL	R-ACE GP	PAN	Tatuus F.4			195.2	14	193.2	11	193.2	12	185.8	9	182.7	3	190.0
39	29	Jain Rishab Anandraj	IND	BWR Motorsport GmbH	AUT	Tatuus F.4	R	26	194.2	11	192.8	10	192.5	8	182.1	6	180.0	5	188.3
40	54	Juan Francisco Soldavini Nores	ARG	Maffi Racing	CHE	Tatuus F.4	R	27	191.1	13	186.2	6	186.2	12	185.5	3	184.3	11	186.6



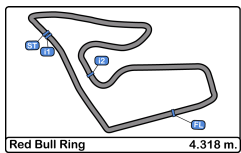


Red Bull Ring
Italian F4 Championship
Collective Test 1
Fastest Laps Sequence



Lap	Time of Day	Session Time	N°	Driver	Nat	Team	Nat	Vehicle	Cat	Time	Km/h
2	13:03:53.834	3:53.834	7	Charlie Wurz		Prema Racing		Tatuus F.4	R	1:49.473	141.9
2	13:04:03.791	4:03.791	12	Kimi Andrea Antonelli		Prema Racing		Tatuus F.4	R	1:49.355	142.1
3	13:05:41.971	5:41.971	7	Charlie Wurz		Prema Racing		Tatuus F.4	R	1:48.137	143.7
3	13:05:51.195	5:51.195	12	Kimi Andrea Antonelli		Prema Racing		Tatuus F.4	R	1:47.404	144.7
4	13:07:37.977	7:37.977	12	Kimi Andrea Antonelli		Prema Racing		Tatuus F.4	R	1:46.782	145.5
13	13:33:29.126	33:29.126	77	Taylor Barnard		PHM Racing GmbH		Tatuus F.4		1:46.253	146.2
12	13:34:52.219	34:52.219	37	Kacper Sztuka		US Racing		Tatuus F.4		1:46.141	146.4
14	13:35:14.925	35:14.925	77	Taylor Barnard		PHM Racing GmbH		Tatuus F.4		1:45.799	146.9
12	13:36:23.469	36:23.469	22	Alexander Dunne		US Racing		Tatuus F.4		1:45.736	147.0
13	13:36:37.700	36:37.700	37	Kacper Sztuka		US Racing		Tatuus F.4		1:45.481	147.3
14	13:37:23.292	37:23.292	12	Kimi Andrea Antonelli		Prema Racing		Tatuus F.4	R	1:45.323	147.5





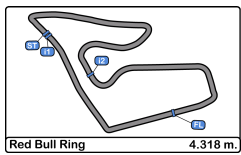
Red Bull Ring
Italian F4 Championship
Collective Test 1



Event Best Maximum Speed

N°	Driver	Nat	Team	Nat	Vehicle	Cat	Clas	Km/h	Session
47	Nicola Lacorte	ITA	Iron Lynx Srl	ITA	Tatuus F.4	R	1	202.2	Collective Test 1
13	Anthony Wharton James	AUS	Prema Racing	ITA	Tatuus F.4	R	2	200.3	Collective Test 1
52	Marcus Amand	FRA	US Racing	DEU	Tatuus F.4			200.3	Collective Test 1
44	Nikhil Bohra	USA	US Racing	DEU	Tatuus F.4	R	3	200.0	Collective Test 1
30	David Zachary	USA	US Racing	DEU	Tatuus F.4	R	4	200.0	Collective Test 1
34	Martinus Stenshorne	NOR	Van Amersfoort Racing	NLD	Tatuus F.4	R	5	200.0	Collective Test 1
11	Pedro Perino	MOZ	US Racing	DEU	Tatuus F.4			199.6	Collective Test 1
89	Ivan Franco Domingues	PRT	Iron Lynx Srl	ITA	Tatuus F.4	R	6	199.6	Collective Test 1
22	Alexander Dunne	IRL	US Racing	DEU	Tatuus F.4			199.6	Collective Test 1
37	Kacper Sztuka	POL	US Racing	DEU	Tatuus F.4			199.6	Collective Test 1
33	Brando Badoer	ITA	Van Amersfoort Racing	NLD	Tatuus F.4	R	7	199.6	Collective Test 1
77	Taylor Barnard	GBR	PHM Racing GmbH	DEU	Tatuus F.4			199.6	Collective Test 1
12	Kimi Andrea Antonelli	ITA	Prema Racing	ITA	Tatuus F.4	R	8	199.6	Collective Test 1
20	Conrad Laursen	DNK	Prema Racing	ITA	Tatuus F.4			199.6	Collective Test 1
31	Arvid Lindblad	GBR	Van Amersfoort Racing	NLD	Tatuus F.4	R	9	199.2	Collective Test 1
9	Andrea Spina Alfio	ITA	BVM Racing	AUT	Tatuus F.4	R	10	199.2	Collective Test 1
7	Charlie Wurz	AUT	Prema Racing	ITA	Tatuus F.4	R	11	199.2	Collective Test 1
38	Valerio Rinicella	ITA	AKM Motorsport	SAR	Tatuus F.4	R	12	198.8	Collective Test 1
41	Jonas Ried	DEU	PHM Racing GmbH	DEU	Tatuus F.4			198.8	Collective Test 1
17	Emerson Fittipaldi Jr.	BRA	Van Amersfoort Racing	NLD	Tatuus F.4	R	13	198.8	Collective Test 1
88	Rafael Camara	BRA	Prema Racing	ITA	Tatuus F.4	R	14	198.5	Collective Test 1
28	Valentin Kluss	DEU	Jenzer Motorsport	CHE	Tatuus F.4	R	15	198.5	Collective Test 1
18	Kim Hwarang	KOR	BVM Racing	ITA	Tatuus F.4	R	16	198.5	Collective Test 1
83	Maya Weug	ESP	Iron Dames	ITA	Tatuus F.4			198.5	Collective Test 1
36	Ismail Akhmed	UZB	AKM Motorsport	SAR	Tatuus F.4	R	17	198.1	Collective Test 1
78	Viktoria Blokina	ITA	PHM Racing GmbH	DEU	Tatuus F.4	R	18	198.1	Collective Test 1
19	William Karlsson	SWE	BVM Racing	ITA	Tatuus F.4	R	19	197.8	Collective Test 1
14	Frederik Lund	DNK	R-ACE GP	FRA	Tatuus F.4	R	20	197.4	Collective Test 1
3	Ugo Ugochukwu	USA	Prema Racing	ITA	Tatuus F.4	R	21	197.4	Collective Test 1
23	Oleksandr Partyshev	UKR	Jenzer Motorsport	CHE	Tatuus F.4			197.4	Collective Test 1
96	Jules Castro	BEL	Van Amersfoort Racing	NLD	Tatuus F.4	R	22	197.0	Collective Test 1
79	Georgios Markogiannis	GRC	Cram Motorsport Srl	ITA	Tatuus F.4			197.0	Collective Test 1
15	Nikita Bedrin	ITA	PHM Racing GmbH	DEU	Tatuus F.4			196.7	Collective Test 1
48	Elia Sperandio	CHE	Maffi Racing	CHE	Tatuus F.4	R	23	196.3	Collective Test 1
27	Ethan Ischer	CHE	Jenzer Motorsport	CHE	Tatuus F.4	R	24	195.6	Collective Test 1
21	Andrea Frassinetti	ITA	Cars Automobili	ITA	Tatuus F.4	R	25	195.6	Collective Test 1
72	Adam Fitzgerald	IRL	R-ACE GP	FRA	Tatuus F.4			195.2	Collective Test 1
8	Giovanni Maschio	ITA	AS Motorsport	ITA	Tatuus F.4			195.2	Collective Test 1
29	Jain Rishab Anandraj	IND	BWR Motorsport GmbH	AUT	Tatuus F.4	R	26	194.2	Collective Test 1
54	Juan Francisco Soldavini Nores	ARG	Maffi Racing	CHE	Tatuus F.4	R	27	191.1	Collective Test 1





Red Bull Ring
Italian F4 Championship
Collective Test 1
Pit Stop Analysis



3 Ugo Ugochukwu Tatuus F.4
 Rookie Prema Racing

N°	In Day Time	In Time	Out Time	Pit Time	T. Pit Time	Handicap	Diff.
1	13:16:54.685	13:16:54.685	13:28:19.376	11:24.691	11:24.691		

7 Charlie Wurz Tatuus F.4
 Rookie Prema Racing

N°	In Day Time	In Time	Out Time	Pit Time	T. Pit Time	Handicap	Diff.
1	13:16:32.005	13:16:32.005	13:28:13.111	11:41.106	11:41.106		

8 Giovanni Maschio Tatuus F.4
 AS Motorsport

N°	In Day Time	In Time	Out Time	Pit Time	T. Pit Time	Handicap	Diff.
1	13:21:04.712	13:21:04.712	13:28:43.474	7:38.762	7:38.762		

9 Andrea Spina Alfio Tatuus F.4
 Rookie BVM Racing

N°	In Day Time	In Time	Out Time	Pit Time	T. Pit Time	Handicap	Diff.
1	13:22:17.984	13:22:17.984	13:29:27.828	7:09.844	7:09.844		

11 Pedro Perino Tatuus F.4
 US Racing

N°	In Day Time	In Time	Out Time	Pit Time	T. Pit Time	Handicap	Diff.
1	13:02:48.372	13:02:48.372	13:06:35.846	3:47.474	3:47.474		
2	13:12:06.339	13:12:06.339	13:12:43.467	37.128	4:24.602		
3	13:20:00.087	13:20:00.087	13:28:41.906	8:41.819	13:06.421		

12 Kimi Andrea Antonelli Tatuus F.4
 Rookie Prema Racing

N°	In Day Time	In Time	Out Time	Pit Time	T. Pit Time	Handicap	Diff.
1	13:14:49.138	13:14:49.138	13:18:27.577	3:38.439	3:38.439		
2	13:20:28.116	13:20:28.116	13:28:14.736	7:46.620	11:25.059		

13 Anthony Wharton James Tatuus F.4
 Rookie Prema Racing

N°	In Day Time	In Time	Out Time	Pit Time	T. Pit Time	Handicap	Diff.
1	13:15:10.933	13:15:10.933	13:18:16.185	3:05.252	3:05.252		
2	13:20:18.940	13:20:18.940	13:28:15.917	7:56.977	11:02.229		

14 Frederik Lund Tatuus F.4
 Rookie R-ACE GP

N°	In Day Time	In Time	Out Time	Pit Time	T. Pit Time	Handicap	Diff.
1	13:20:10.338	13:20:10.338	13:29:16.220	9:05.882	9:05.882		

15 Nikita Bedrin Tatuus F.4
 PHM Racing GmbH

N°	In Day Time	In Time	Out Time	Pit Time	T. Pit Time	Handicap	Diff.
1	13:02:08.268	13:02:08.268	13:04:17.959	2:09.691	2:09.691		
2	13:15:25.530	13:15:25.530	13:18:09.677	2:44.147	4:53.838		
3	13:19:58.214	13:19:58.214	13:28:11.706	8:13.492	13:07.330		

17 Emerson Fittipaldi Jr. Tatuus F.4
 Rookie Van Amersfoort Racing

N°	In Day Time	In Time	Out Time	Pit Time	T. Pit Time	Handicap	Diff.
1	13:03:01.550	13:03:01.550	13:06:22.379	3:20.829	3:20.829		
2	13:21:52.577	13:21:52.577	13:28:35.834	6:43.257	10:04.086		

18 Kim Hwarang Tatuus F.4
 Rookie BVM Racing

N°	In Day Time	In Time	Out Time	Pit Time	T. Pit Time	Handicap	Diff.
1	13:21:08.159	13:21:08.159	13:28:54.540	7:46.381	7:46.381		

19 William Karlsson Tatuus F.4
 Rookie BVM Racing

N°	In Day Time	In Time	Out Time	Pit Time	T. Pit Time	Handicap	Diff.
1	13:18:08.337	13:18:08.337	13:29:34.873	11:26.536	11:26.536		

20 Conrad Laursen Tatuus F.4
 Prema Racing

N°	In Day Time	In Time	Out Time	Pit Time	T. Pit Time	Handicap	Diff.
1	13:14:58.409	13:14:58.409	13:19:17.671	4:19.262	4:19.262		
2	13:21:46.510	13:21:46.510	13:28:16.892	6:30.382	10:49.644		

21 Andrea Frassinetti Tatuus F.4
 Rookie Cars Automobili

N°	In Day Time	In Time	Out Time	Pit Time	T. Pit Time	Handicap	Diff.
1	13:14:18.810	13:14:18.810	13:28:36.601	14:17.791	14:17.791		

22 Alexander Dunne Tatuus F.4
 US Racing

N°	In Day Time	In Time	Out Time	Pit Time	T. Pit Time	Handicap	Diff.
1	13:02:43.825	13:02:43.825	13:06:32.961	3:49.136	3:49.136		
2	13:08:22.403	13:08:22.403	13:08:56.918	34.515	4:23.651		
3	13:20:20.060	13:20:20.060	13:28:38.933	8:18.873	12:42.524		
4	13:30:29.490	13:30:29.490	13:31:05.453	35.963	13:18.487		

23 Oleksandr Partyshev Tatuus F.4
 Jenzer Motorsport

N°	In Day Time	In Time	Out Time	Pit Time	T. Pit Time	Handicap	Diff.
1	13:17:54.125	13:17:54.125	13:28:32.171	10:38.046	10:38.046		

27 Ethan Ischer Tatuus F.4
 Rookie Jenzer Motorsport

N°	In Day Time	In Time	Out Time	Pit Time	T. Pit Time	Handicap	Diff.
1	13:03:32.906	13:03:32.906	13:07:32.862	3:59.956	3:59.956		
2	13:21:10.076	13:21:10.076	13:28:48.142	7:38.066	11:38.022		

28 Valentin Kluss Tatuus F.4
 Rookie Jenzer Motorsport

N°	In Day Time	In Time	Out Time	Pit Time	T. Pit Time	Handicap	Diff.
1	13:03:31.273	13:03:31.273	13:09:27.491	5:56.218	5:56.218		
2	13:21:17.084	13:21:17.084	13:28:33.416	7:16.332	13:12.550		

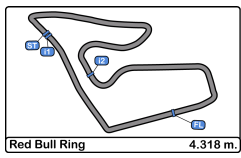
29 Jain Rishab Anandraj Tatuus F.4
 Rookie BWR Motorsport GmbH

N°	In Day Time	In Time	Out Time	Pit Time	T. Pit Time	Handicap	Diff.
1	13:03:07.624	13:03:07.624	13:10:26.546	7:18.922	7:18.922		
2	13:20:26.706	13:20:26.706	13:28:40.649	8:13.943	15:32.865		

30 David Zachary Tatuus F.4
 Rookie US Racing

N°	In Day Time	In Time	Out Time	Pit Time	T. Pit Time	Handicap	Diff.
1	13:03:43.284	13:03:43.284	13:07:03.727	3:20.443	3:20.443		
2	13:20:06.562	13:20:06.562	13:29:43.442	9:36.880	12:57.323		





Red Bull Ring
Italian F4 Championship
Collective Test 1
Pit Stop Analysis



31 Arvid Lindblad Tatuus F.4
 Rookie Van Amersfoort Racing

N°	In Day Time	In Time	Out Time	Pit Time	T. Pit Time	Handicap	Diff.
1	13:03:27.117	13:03:27.117	13:06:18.000	2:50.883	2:50.883		
2	13:22:15.401	13:22:15.401	13:28:50.568	6:35.167	9:26.050		

33 Brando Badoer Tatuus F.4
 Rookie Van Amersfoort Racing

N°	In Day Time	In Time	Out Time	Pit Time	T. Pit Time	Handicap	Diff.
1	13:02:53.869	13:02:53.869	13:06:04.028	3:10.159	3:10.159		
2	13:21:55.983	13:21:55.983	13:29:29.830	7:33.847	10:44.006		

34 Martinus Stenshorne Tatuus F.4
 Rookie Van Amersfoort Racing

N°	In Day Time	In Time	Out Time	Pit Time	T. Pit Time	Handicap	Diff.
1	13:02:36.050	13:02:36.050	13:04:37.433	2:01.383	2:01.383		
2	13:21:53.886	13:21:53.886	13:29:23.329	7:29.443	9:30.826		

36 Ismail Akhmed Tatuus F.4
 Rookie AKM Motorsport

N°	In Day Time	In Time	Out Time	Pit Time	T. Pit Time	Handicap	Diff.
1	13:12:42.647	13:12:42.647	13:15:28.248	2:45.601	2:45.601		
2	13:23:24.905	13:23:24.905	13:28:26.155	5:01.250	7:46.851		

37 Kacper Sztuka Tatuus F.4
 US Racing

N°	In Day Time	In Time	Out Time	Pit Time	T. Pit Time	Handicap	Diff.
1	13:02:55.409	13:02:55.409	13:06:05.217	3:09.808	3:09.808		
2	13:08:01.334	13:08:01.334	13:08:39.771	38.437	3:48.245		
3	13:22:12.245	13:22:12.245	13:28:45.293	6:33.048	10:21.293		
4	13:30:37.542	13:30:37.542	13:31:17.856	40.314	11:01.607		

38 Valerio Rinicella Tatuus F.4
 Rookie AKM Motorsport

N°	In Day Time	In Time	Out Time	Pit Time	T. Pit Time	Handicap	Diff.
1	13:11:50.476	13:11:50.476	13:15:15.505	3:25.029	3:25.029		
2	13:21:06.121	13:21:06.121	13:28:23.862	7:17.741	10:42.770		

41 Jonas Ried Tatuus F.4
 PHM Racing GmbH

N°	In Day Time	In Time	Out Time	Pit Time	T. Pit Time	Handicap	Diff.
1	13:02:20.187	13:02:20.187	13:05:37.248	3:17.061	3:17.061		
2	13:20:59.751	13:20:59.751	13:28:10.811	7:11.060	10:28.121		

44 Nikhil Bohra Tatuus F.4
 Rookie US Racing

N°	In Day Time	In Time	Out Time	Pit Time	T. Pit Time	Handicap	Diff.
1	13:02:57.495	13:02:57.495	13:06:53.943	3:56.448	3:56.448		
2	13:08:44.154	13:08:44.154	13:09:32.242	48.088	4:44.536		
3	13:20:32.644	13:20:32.644	13:29:17.913	8:45.269	13:29.805		

47 Nicola Lacorte Tatuus F.4
 Rookie Iron Lynx Srl

N°	In Day Time	In Time	Out Time	Pit Time	T. Pit Time	Handicap	Diff.
1	13:19:24.340	13:19:24.340	13:28:27.887	9:03.547	9:03.547		

48 Elia Sperandio Tatuus F.4
 Rookie Maffi Racing

N°	In Day Time	In Time	Out Time	Pit Time	T. Pit Time	Handicap	Diff.
1	13:03:03.629	13:03:03.629	13:05:51.274	2:47.645	2:47.645		
2	13:21:26.797	13:21:26.797	13:28:08.164	6:41.367	9:29.012		

52 Marcus Amand Tatuus F.4
 US Racing

N°	In Day Time	In Time	Out Time	Pit Time	T. Pit Time	Handicap	Diff.
1	13:02:42.543	13:02:42.543	13:06:50.263	4:07.720	4:07.720		
2	13:08:39.800	13:08:39.800	13:09:19.460	39.660	4:47.380		
3	13:14:57.208	13:14:57.208	13:34:19.192	19:21.984	24:09.364		

54 Juan Francisco Soldavini Tatuus F.4
 Nores Maffi Racing

N°	In Day Time	In Time	Out Time	Pit Time	T. Pit Time	Handicap	Diff.
1	13:27:35.204	13:27:35.204	13:34:30.881	6:55.677	6:55.677		

72 Adam Fitzgerald Tatuus F.4
 R-ACE GP

N°	In Day Time	In Time	Out Time	Pit Time	T. Pit Time	Handicap	Diff.
1	13:18:56.949	13:18:56.949	13:29:07.617	10:10.668	10:10.668		

77 Taylor Barnard Tatuus F.4
 PHM Racing GmbH

N°	In Day Time	In Time	Out Time	Pit Time	T. Pit Time	Handicap	Diff.
1	13:01:59.736	13:01:59.736	13:03:17.021	1:17.285	1:17.285		
2	13:22:22.819	13:22:22.819	13:28:08.908	5:46.089	7:03.374		

78 Viktoria Blokina Tatuus F.4
 Rookie PHM Racing GmbH

N°	In Day Time	In Time	Out Time	Pit Time	T. Pit Time	Handicap	Diff.
1	13:02:46.594	13:02:46.594	13:06:13.300	3:26.706	3:26.706		
2	13:21:48.302	13:21:48.302	13:28:31.227	6:42.925	10:09.631		

79 Georgios Markogiannis Tatuus F.4
 Cram Motorsport Srl

N°	In Day Time	In Time	Out Time	Pit Time	T. Pit Time	Handicap	Diff.
1	13:19:26.562	13:19:26.562	13:28:26.780	9:00.218	9:00.218		

83 Maya Weug Tatuus F.4
 Iron Dames

N°	In Day Time	In Time	Out Time	Pit Time	T. Pit Time	Handicap	Diff.
1	13:02:29.077	13:02:29.077	13:04:36.517	2:07.440	2:07.440		
2	13:22:21.029	13:22:21.029	13:28:20.803	5:59.774	8:07.214		

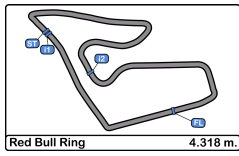
88 Rafael Camara Tatuus F.4
 Rookie Prema Racing

N°	In Day Time	In Time	Out Time	Pit Time	T. Pit Time	Handicap	Diff.
1	13:16:58.431	13:16:58.431	13:29:33.343	12:34.912	12:34.912		

89 Ivan Franco Domingues Tatuus F.4
 Rookie Iron Lynx Srl

N°	In Day Time	In Time	Out Time	Pit Time	T. Pit Time	Handicap	Diff.
1	13:19:30.807	13:19:30.807	13:28:22.239	8:51.432	8:51.432		





Red Bull Ring
Italian F4 Championship
Collective Test 1
Pit Stop Analysis



96

Jules Castro

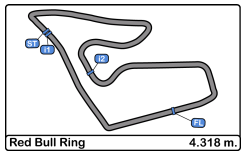
Tatuus F.4

Rookie

Van Amersfoort Racing

N°	In Day Time	In Time	Out Time	Pit Time	T. Pit Time	Handicap	Diff.
1	13:02:50.887	13:02:50.887	13:05:53.810	3:02.923	3:02.923		
2	13:21:19.205	13:21:19.205	13:28:38.247	7:19.042	10:21.965		

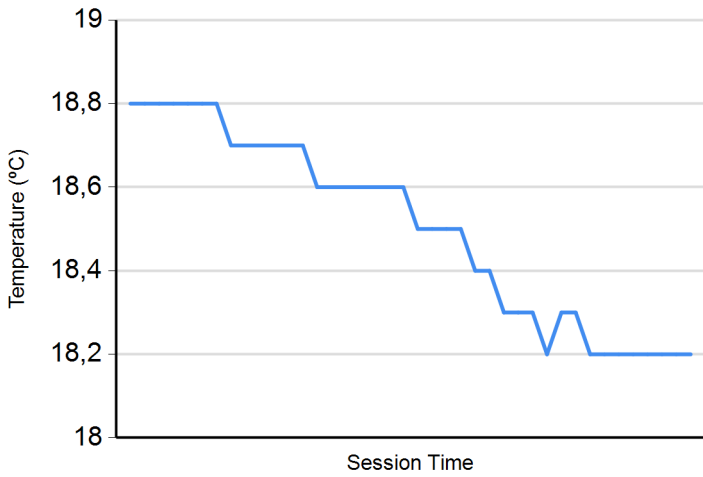




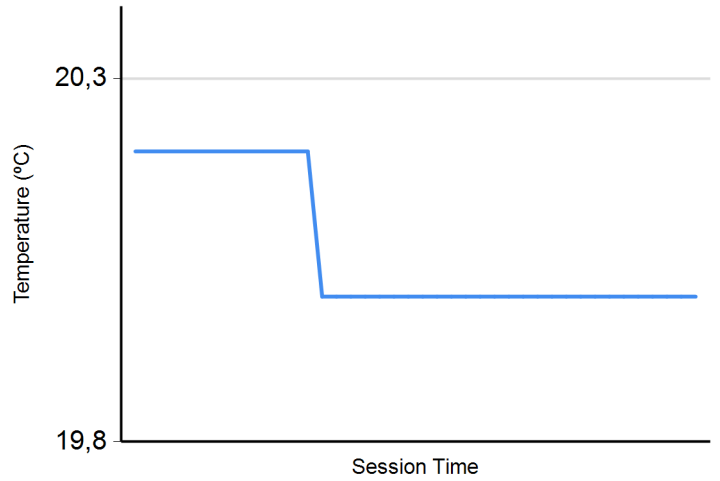
Red Bull Ring
Italian F4 Championship
Collective Test 1
Weather Report



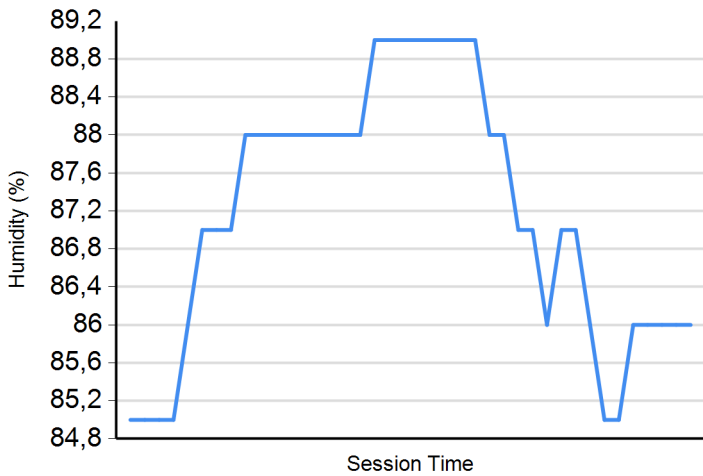
Air Temperature



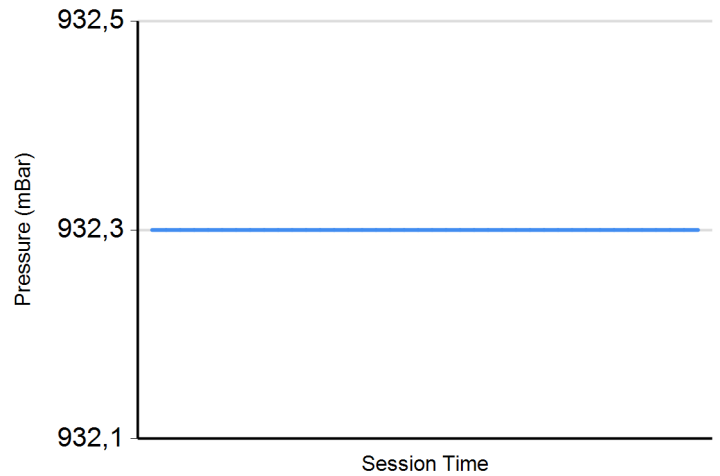
Track Temperature



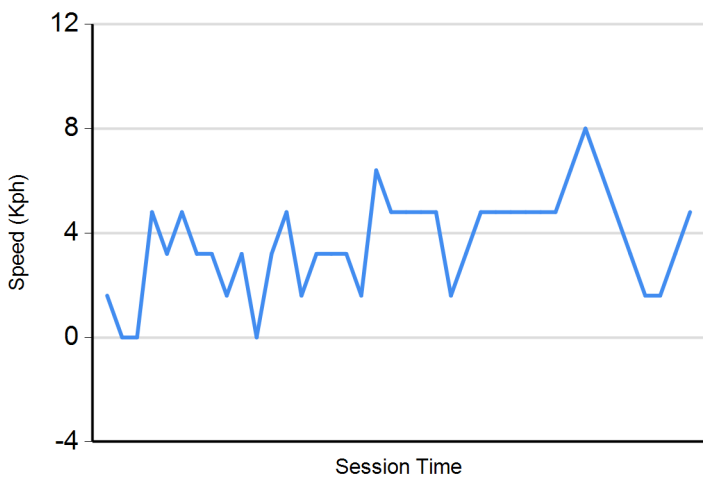
Humidity



Pressure



Wind Speed



Wind direction

