

Red Bull Ring
Italian F4 Championship
Collective Test 2
Provisional Results



Clas	Nº	Driver	Nat	Team	Nat	Vehicle	Cat	Clas	Laps	Best	Time	Gap	Interval	Km/h
1	30	David Zachary	USA	US Racing	DEU	Tatuus F.4	R	1	11	8	1:32.481			168.0
2	37	Kacper Sztuka	POL	US Racing	DEU	Tatuus F.4			16	7	1:32.529	0.048	0.048	167.9
3	12	Kimi Andrea Antonelli	ITA	Prema Racing	ITA	Tatuus F.4	R	2	14	7	1:32.549	0.068	0.020	167.9
4	77	Taylor Barnard	GBR	PHM Racing GmbH	DEU	Tatuus F.4			15	8	1:32.686	0.205	0.137	167.7
5	3	Ugo Ugochukwu	USA	Prema Racing	ITA	Tatuus F.4	R	3	17	7	1:32.731	0.250	0.045	167.6
6	34	Martinus Stenshorne	NOR	Van Amersfoort Racing	NLD	Tatuus F.4	R	4	17	10	1:32.885	0.404	0.154	167.3
7	13	Anthony Wharton James	AUS	Prema Racing	ITA	Tatuus F.4	R	5	14	8	1:32.907	0.426	0.022	167.3
8	7	Charlie Wurz	AUT	Prema Racing	ITA	Tatuus F.4	R	6	15	8	1:33.083	0.602	0.176	166.9
9	44	Nikhil Bohra	USA	US Racing	DEU	Tatuus F.4	R	7	12	8	1:33.183	0.702	0.100	166.8
10	88	Rafael Camara	BRA	Prema Racing	ITA	Tatuus F.4	R	8	16	8	1:33.191	0.710	0.008	166.8
11	47	Nicola Lacorte	ITA	Iron Lynx Srl	ITA	Tatuus F.4	R	9	14	7	1:33.365	0.884	0.174	166.4
12	31	Arvid Lindblad	GBR	Van Amersfoort Racing	NLD	Tatuus F.4	R	10	14	8	1:33.373	0.892	0.008	166.4
13	9	Andrea Spina Alfio	ITA	BVM Racing	ITA	Tatuus F.4	R	11	14	9	1:33.402	0.921	0.029	166.4
14	22	Alexander Dunne	IRL	US Racing	DEU	Tatuus F.4			10	4	1:33.434	0.953	0.032	166.3
15	89	Ivan Franco Domingues	PRT	Iron Lynx Srl	ITA	Tatuus F.4	R	12	15	8	1:33.505	1.024	0.071	166.2
16	33	Brando Badoer	ITA	Van Amersfoort Racing	NLD	Tatuus F.4	R	13	15	8	1:33.509	1.028	0.004	166.2
17	11	Pedro Perino	MEX	US Racing	DEU	Tatuus F.4			13	7	1:33.517	1.036	0.008	166.2
18	52	Marcus Amand	FRA	US Racing	DEU	Tatuus F.4			12	6	1:33.534	1.053	0.017	166.1
19	20	Conrad Laursen	DNK	Prema Racing	ITA	Tatuus F.4			15	8	1:33.549	1.068	0.015	166.1
20	15	Nikita Bedrin	ITA	PHM Racing GmbH	DEU	Tatuus F.4			12	6	1:33.596	1.115	0.047	166.0
21	28	Valentin Kluss	DEU	Jenzer Motorsport	CHE	Tatuus F.4	R	14	11	5	1:33.624	1.143	0.028	166.0
22	41	Jonas Ried	DEU	PHM Racing GmbH	DEU	Tatuus F.4			17	9	1:33.676	1.195	0.052	165.9
23	96	Jules Castro	BEL	Van Amersfoort Racing	NLD	Tatuus F.4	R	15	14	9	1:33.733	1.252	0.057	165.8
24	78	Viktoria Blokina	ITA	PHM Racing GmbH	DEU	Tatuus F.4	R	16	17	8	1:33.739	1.258	0.006	165.8
25	72	Adam Fitzgerald	IRL	R-ACE GP	FRA	Tatuus F.4			16	7	1:33.899	1.418	0.160	165.5
26	83	Maya Weug	ESP	Iron Dames	ITA	Tatuus F.4			16	9	1:33.902	1.421	0.003	165.5
27	27	Ethan Ischer	CHE	Jenzer Motorsport	CHE	Tatuus F.4	R	17	16	8	1:34.180	1.699	0.278	165.0
28	38	Valerio Rinicella	ITA	AKM Motorsport	SMR	Tatuus F.4	R	18	13	9	1:34.210	1.729	0.030	165.0
29	19	William Karlsson	SWE	BVM Racing	ITA	Tatuus F.4	R	19	14	7	1:34.243	1.762	0.033	164.9
30	18	Kim Hwarang	KOR	BVM Racing	ITA	Tatuus F.4	R	20	15	10	1:34.248	1.767	0.005	164.9
31	17	Emerson Fittipaldi Jr.	BRA	Van Amersfoort Racing	NLD	Tatuus F.4	R	21	19	5	1:34.252	1.771	0.004	164.9
32	48	Elia Sperandio	CHE	Maffi Racing	CHE	Tatuus F.4	R	22	16	7	1:34.329	1.848	0.077	164.7
33	23	Oleksandr Partyshev	UKR	Jenzer Motorsport	CHE	Tatuus F.4			15	7	1:34.482	2.001	0.153	164.5
34	14	Frederik Lund	DNK	R-ACE GP	FRA	Tatuus F.4	R	23	16	8	1:34.712	2.231	0.230	164.1
35	36	Ismail Akhmed	UZB	AKM Motorsport	SMR	Tatuus F.4	R	24	15	10	1:35.241	2.760	0.529	163.2
36	79	Georgios Markogiannis	GRC	Cram Motorsport Srl	ITA	Tatuus F.4			13	7	1:35.344	2.863	0.103	163.0
37	54	Juan Francisco Soldavini Nores	ARG	Maffi Racing	CHE	Tatuus F.4	R	25	11	5	1:35.389	2.908	0.045	162.9
38	29	Jain Rishab Anandraj	IND	BWR Motorsport GmbH	AUT	Tatuus F.4	R	26	10	5	1:35.928	3.447	0.539	162.0
39	21	Andrea Frassinetti	ITA	Cars Automobili	ITA	Tatuus F.4	R	27	10	3	1:36.915	4.434	0.987	160.3
40	8	Giovanni Maschio	ITA	AS Motorsport	ROU	Tatuus F.4			15	5	1:37.508	5.027	0.593	159.4

Published at:.....

Track Temp: 21.5 °C Air Temp: 18.8 °C Humidity: 63 % Track Status: WET

Stewards:

Race Director:

Timekeeper:





Red Bull Ring
Italian F4 Championship
Collective Test 2
Provisional Results by Category



Clas	Nº	Driver	Nat	Team	Nat	Vehicle	Cat	Clas	Laps	Best	Time	Gap	Interval	Km/h
1	37	Kacper Sztuka	POL	US Racing	DEU	Tatuus F.4			16	7	1:32.529			167.9
2	77	Taylor Barnard	GBR	PHM Racing GmbH	DEU	Tatuus F.4			15	8	1:32.686	0.157	0.157	167.7
3	22	Alexander Dunne	IRL	US Racing	DEU	Tatuus F.4			10	4	1:33.434	0.905	0.748	166.3
4	11	Pedro Perino	MOZ	US Racing	DEU	Tatuus F.4			13	7	1:33.517	0.988	0.083	166.2
5	52	Marcus Amand	FRA	US Racing	DEU	Tatuus F.4			12	6	1:33.534	1.005	0.017	166.1
6	20	Conrad Laursen	DNK	Prema Racing	ITA	Tatuus F.4			15	8	1:33.549	1.020	0.015	166.1
7	15	Nikita Bedrin	ITA	PHM Racing GmbH	DEU	Tatuus F.4			12	6	1:33.596	1.067	0.047	166.0
8	41	Jonas Ried	DEU	PHM Racing GmbH	DEU	Tatuus F.4			17	9	1:33.676	1.147	0.080	165.9
9	72	Adam Fitzgerald	IRL	R-ACE GP	FRA	Tatuus F.4			16	7	1:33.899	1.370	0.223	165.5
10	83	Maya Weug	ESP	Iron Dames	ITA	Tatuus F.4			16	9	1:33.902	1.373	0.003	165.5
11	23	Oleksandr Partyshev	UKR	Jenzer Motorsport	CHE	Tatuus F.4			15	7	1:34.482	1.953	0.580	164.5
12	79	Georgios Markogiannis	GRC	Cram Motorsport Srl	ITA	Tatuus F.4			13	7	1:35.344	2.815	0.862	163.0
13	8	Giovanni Maschio	ITA	AS Motorsport	SVK	Tatuus F.4			15	5	1:37.508	4.979	2.164	159.4

Rookie														
1	30	David Zachary	USA	US Racing	DEU	Tatuus F.4	R	1	11	8	1:32.481			168.0
2	12	Kimi Andrea Antonelli	ITA	Prema Racing	ITA	Tatuus F.4	R	2	14	7	1:32.549	0.068	0.068	167.9
3	3	Ugo Ugochukwu	USA	Prema Racing	ITA	Tatuus F.4	R	3	17	7	1:32.731	0.250	0.182	167.6
4	34	Martinus Stenshorne	NOR	Van Amersfoort Racing	NLD	Tatuus F.4	R	4	17	10	1:32.885	0.404	0.154	167.3
5	13	Anthony Wharton James	AUS	Prema Racing	ITA	Tatuus F.4	R	5	14	8	1:32.907	0.426	0.022	167.3
6	7	Charlie Wurz	AUT	Prema Racing	ITA	Tatuus F.4	R	6	15	8	1:33.083	0.602	0.176	166.9
7	44	Nikhil Bohra	USA	US Racing	DEU	Tatuus F.4	R	7	12	8	1:33.183	0.702	0.100	166.8
8	88	Rafael Camara	BRA	Prema Racing	ITA	Tatuus F.4	R	8	16	8	1:33.191	0.710	0.008	166.8
9	47	Nicola Lacorte	ITA	Iron Lynx Srl	ITA	Tatuus F.4	R	9	14	7	1:33.365	0.884	0.174	166.4
10	31	Arvid Lindblad	GBR	Van Amersfoort Racing	NLD	Tatuus F.4	R	10	14	8	1:33.373	0.892	0.008	166.4
11	9	Andrea Spina Alfio	ITA	BVM Racing	ITA	Tatuus F.4	R	11	14	9	1:33.402	0.921	0.029	166.4
12	89	Ivan Franco Domingues	PRT	Iron Lynx Srl	ITA	Tatuus F.4	R	12	15	8	1:33.505	1.024	0.103	166.2
13	33	Brando Badoer	ITA	Van Amersfoort Racing	NLD	Tatuus F.4	R	13	15	8	1:33.509	1.028	0.004	166.2
14	28	Valentin Kluss	DEU	Jenzer Motorsport	CHE	Tatuus F.4	R	14	11	5	1:33.624	1.143	0.115	166.0
15	96	Jules Castro	BEL	Van Amersfoort Racing	NLD	Tatuus F.4	R	15	14	9	1:33.733	1.252	0.109	165.8
16	78	Viktoria Blokina	ITA	PHM Racing GmbH	DEU	Tatuus F.4	R	16	17	8	1:33.739	1.258	0.006	165.8
17	27	Ethan Ischer	CHE	Jenzer Motorsport	CHE	Tatuus F.4	R	17	16	8	1:34.180	1.699	0.441	165.0
18	38	Valerio Rinicella	ITA	AKM Motorsport	SMR	Tatuus F.4	R	18	13	9	1:34.210	1.729	0.030	165.0
19	19	William Karlsson	SWE	BVM Racing	ITA	Tatuus F.4	R	19	14	7	1:34.243	1.762	0.033	164.9
20	18	Kim Hwarang	KOR	BVM Racing	ITA	Tatuus F.4	R	20	15	10	1:34.248	1.767	0.005	164.9
21	17	Emerson Fittipaldi Jr.	BRA	Van Amersfoort Racing	NLD	Tatuus F.4	R	21	19	5	1:34.252	1.771	0.004	164.9
22	48	Elia Sperandio	CHE	Maffi Racing	CHE	Tatuus F.4	R	22	16	7	1:34.329	1.848	0.077	164.7
23	14	Frederik Lund	DNK	R-ACE GP	FRA	Tatuus F.4	R	23	16	8	1:34.712	2.231	0.383	164.1
24	36	Ismail Akhmed	UZB	AKM Motorsport	SMR	Tatuus F.4	R	24	15	10	1:35.241	2.760	0.529	163.2
25	54	Juan Francisco Soldavini Nores	ARG	Maffi Racing	CHE	Tatuus F.4	R	25	11	5	1:35.389	2.908	0.148	162.9
26	29	Jain Rishab Anandraj	IND	BWR Motorsport GmbH	AUT	Tatuus F.4	R	26	10	5	1:35.928	3.447	0.539	162.0
27	21	Andrea Frassinetti	ITA	Cars Automobili	ITA	Tatuus F.4	R	27	10	3	1:36.915	4.434	0.987	160.3

Published at:.....

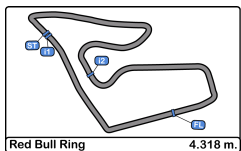
Track Temp: 21.5 °C Air Temp: 18.8 °C Humidity: 63 % Track Status: WET

Stewards:

Race Director:

Timekeeper:





Red Bull Ring
Italian F4 Championship
Collective Test 2



Provisional 2 Fastest Lap Results

Clas	Nº	Driver	Nat	Team	Nat	Vehicle	Cat	Clas	Laps	Best	Time	Gap	Interval	Km/h
1	37	Kacper Sztuka	POL	US Racing	DEU	Tatuus F.4			16	6	1:32.714			167.9
2	12	Kimi Andrea Antonelli	ITA	Prema Racing	ITA	Tatuus F.4	R	1	14	5	1:32.875	0.161	0.161	167.9
3	3	Ugo Ugochukwu	USA	Prema Racing	ITA	Tatuus F.4	R	2	17	8	1:32.878	0.164	0.003	167.6
4	30	David Zachary	USA	US Racing	DEU	Tatuus F.4	R	3	11	6	1:32.911	0.197	0.033	168.0
5	34	Martinus Stenshorne	NOR	Van Amersfoort Racing	NLD	Tatuus F.4	R	4	17	9	1:33.104	0.390	0.193	167.3
6	77	Taylor Barnard	GBR	PHM Racing GmbH	DEU	Tatuus F.4			15	6	1:33.195	0.481	0.091	167.7
7	44	Nikhil Bohra	USA	US Racing	DEU	Tatuus F.4	R	5	12	7	1:33.393	0.679	0.198	166.8
8	7	Charlie Wurz	AUT	Prema Racing	ITA	Tatuus F.4	R	6	15	7	1:33.415	0.701	0.022	166.9
9	47	Nicola Lacorte	ITA	Iron Lynx Srl	ITA	Tatuus F.4	R	7	14	8	1:33.437	0.723	0.022	166.4
10	13	Anthony Wharton James	AUS	Prema Racing	ITA	Tatuus F.4	R	8	14	7	1:33.501	0.787	0.064	167.3
11	31	Arvid Lindblad	GBR	Van Amersfoort Racing	NLD	Tatuus F.4	R	9	14	6	1:33.504	0.790	0.003	166.4
12	33	Brando Badoer	ITA	Van Amersfoort Racing	NLD	Tatuus F.4	R	10	15	7	1:33.515	0.801	0.011	166.2
13	88	Rafael Camara	BRA	Prema Racing	ITA	Tatuus F.4	R	11	16	7	1:33.533	0.819	0.018	166.8
14	22	Alexander Dunne	IRL	US Racing	DEU	Tatuus F.4			10	6	1:33.594	0.880	0.061	166.3
15	11	Pedro Perino	MEX	US Racing	DEU	Tatuus F.4			13	6	1:33.619	0.905	0.025	166.2
16	41	Jonas Ried	DEU	PHM Racing GmbH	DEU	Tatuus F.4			17	8	1:33.731	1.017	0.112	165.9
17	9	Andrea Spina Alfio	ITA	BVM Racing	ITA	Tatuus F.4	R	12	14	8	1:33.773	1.059	0.042	166.4
18	15	Nikita Bedrin	ITA	PHM Racing GmbH	DEU	Tatuus F.4			12	5	1:33.776	1.062	0.003	166.0
19	96	Jules Castro	BEL	Van Amersfoort Racing	NLD	Tatuus F.4	R	13	14	6	1:33.942	1.228	0.166	165.8
20	83	Maya Weug	ESP	Iron Dames	ITA	Tatuus F.4			16	7	1:33.950	1.236	0.008	165.5
21	52	Marcus Amand	FRA	US Racing	DEU	Tatuus F.4			12	4	1:33.999	1.285	0.049	166.1
22	20	Conrad Laursen	DNK	Prema Racing	ITA	Tatuus F.4			15	5	1:34.033	1.319	0.034	166.1
23	89	Ivan Franco Domingues	PRT	Iron Lynx Srl	ITA	Tatuus F.4	R	14	15	6	1:34.075	1.361	0.042	166.2
24	78	Viktoria Blokina	ITA	PHM Racing GmbH	DEU	Tatuus F.4	R	15	17	9	1:34.148	1.434	0.073	165.8
25	72	Adam Fitzgerald	IRL	R-ACE GP	FRA	Tatuus F.4			16	8	1:34.162	1.448	0.014	165.5
26	38	Valerio Rinicella	ITA	AKM Motorsport	SMR	Tatuus F.4	R	16	13	6	1:34.312	1.598	0.150	165.0
27	28	Valentin Kluss	DEU	Jenzer Motorsport	CHE	Tatuus F.4	R	17	11	7	1:34.393	1.679	0.081	166.0
28	27	Ethan Ischer	CHE	Jenzer Motorsport	CHE	Tatuus F.4	R	18	16	7	1:34.410	1.696	0.017	165.0
29	48	Elia Sperandio	CHE	Maffi Racing	CHE	Tatuus F.4	R	19	16	6	1:34.532	1.818	0.122	164.7
30	23	Oleksandr Partyshev	UKR	Jenzer Motorsport	CHE	Tatuus F.4			15	5	1:34.539	1.825	0.007	164.5
31	17	Emerson Fittipaldi Jr.	BRA	Van Amersfoort Racing	NLD	Tatuus F.4	R	20	19	4	1:34.614	1.900	0.075	164.9
32	19	William Karlsson	SWE	BVM Racing	ITA	Tatuus F.4	R	21	14	6	1:34.649	1.935	0.035	164.9
33	14	Frederik Lund	DNK	R-ACE GP	FRA	Tatuus F.4	R	22	16	7	1:34.778	2.064	0.129	164.1
34	18	Kim Hwarang	KOR	BVM Racing	ITA	Tatuus F.4	R	23	15	5	1:34.804	2.090	0.026	164.9
35	79	Georgios Markogiannis	CYP	Cram Motorsport Srl	ITA	Tatuus F.4			13	8	1:35.452	2.738	0.648	163.0
36	36	Ismail Akhmed	UZB	AKM Motorsport	SMR	Tatuus F.4	R	24	15	8	1:35.566	2.852	0.114	163.2
37	54	Juan Francisco Soldavini Nores	ARG	Maffi Racing	CHE	Tatuus F.4	R	25	11	6	1:35.925	3.211	0.359	162.9
38	29	Jain Rishab Anandraj	IND	BWR Motorsport GmbH	AUT	Tatuus F.4	R	26	10	4	1:36.984	4.270	1.059	162.0
39	8	Giovanni Maschio	ITA	AS Motorsport	SVK	Tatuus F.4			15	6	1:37.665	4.951	0.681	159.4
40	21	Andrea Frassinetti	ITA	Cars Automobili	ITA	Tatuus F.4	R	27	10	2	1:38.790	6.076	1.125	160.3

Published at:.....

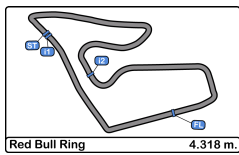
Track Temp: 21.5 °C Air Temp: 18.8 °C Humidity: 63 % Track Status: WET

Stewards:

Race Director:

Timekeeper:





Red Bull Ring
Italian F4 Championship
Collective Test 2
Lap Analysis



3 Ugo Ugochukwu Tatuus F.4 **9** Andrea Spina Alfio Tatuus F.4
 Rookie Prema Racing Rookie BVM Racing

Lap	D	Time	Sector 1	Sector 2	Sector 3	T. Spd	Elapsed	Lap	D	Time	Sector 1	Sector 2	Sector 3	T. Spd	Elapsed
1		17:12:10.229	17:10:53.708	46.685	29.836	183.0	17:12:10.229	1		17:12:57.052	17:11:38.685	47.328	31.039	141.9	17:12:57.052
2		1:39.626	24.871	45.183	29.572	199.2	17:13:49.855	2		1:39.860	25.061	45.363	29.436	202.6	17:14:36.912
3		1:35.189	24.066	42.746	28.377	211.3	17:15:25.044	3		1:35.522	24.528	42.421	28.573	204.5	17:16:12.434
4		1:34.053	23.976	41.992	28.085	208.0	17:16:59.097	4		1:34.275	24.042	42.034	28.199	207.2	17:17:46.709
5		1:33.469	23.858	41.690	27.921	209.7	17:18:32.566	5		1:36.042	25.112	42.103	28.827	205.7	17:19:22.751
6		1:33.305	23.750	41.701	27.854	210.1	17:20:05.871	6		1:33.825	23.898	41.689	28.238	209.7	17:20:56.576
7		1:32.731	23.521	41.381	27.829	212.1	17:21:38.602	7		1:39.592	23.866	43.369	32.357	208.0	17:22:36.168
8		1:32.878	23.612	41.547	27.719	212.1	17:23:11.480	8		1:33.773	23.864	41.776	28.133	208.0	17:24:09.941
9		1:42.010 P	23.731	41.489	36.790	210.5	17:24:53.490	9		1:33.402	23.853	41.600	27.949	209.3	17:25:43.343
10		10:26.678	8:55.399	55.480	35.799	183.3	17:35:20.168	10		1:48.407 P	23.816	44.964	39.627	209.3	17:27:31.750
11		1:59.227	26.861	50.232	42.134	193.8	17:37:19.395	11		9:10.251 P	7:24.864	1:01.777	43.610	187.8	17:36:42.001
12		1:43.840	25.299	48.192	30.349	204.1	17:39:03.235	12		6:10.384	4:48.166	52.032	30.186	173.0	17:42:52.385
13		1:40.802	24.633	47.026	29.143	205.3	17:40:44.037	13		1:59.753 P	25.637	50.629	43.487	152.5	17:44:52.138
14		1:39.335	24.283	46.516	28.536	204.9	17:42:23.372	14		2:55.117 P	1:09.883	59.642	45.592	121.2	17:47:47.255
15		1:39.371	24.203	46.552	28.616	200.0	17:44:02.743	11 Pedro Perino Tatuus F.4							
16		1:43.463	23.998	48.431	31.034	206.1	17:45:46.206	US Racing							
17		1:57.768 P	26.672	49.450	41.646	200.3	17:47:43.974								

7 Charlie Wurz Tatuus F.4
 Rookie Prema Racing

Lap	D	Time	Sector 1	Sector 2	Sector 3	T. Spd	Elapsed	Lap	D	Time	Sector 1	Sector 2	Sector 3	T. Spd	Elapsed
1		17:11:57.794	17:10:41.059	46.440	30.295	159.2	17:11:57.794	1		17:12:49.526 P	17:11:21.998	45.811	41.717	199.2	17:12:49.526
2		1:37.565	25.396	43.358	28.811	196.3	17:13:35.359	2		2:19.665	1:07.319	43.661	28.685	205.7	17:15:09.191
3		1:35.121	23.996	42.520	28.605	214.2	17:15:10.480	3		1:35.021	24.155	42.361	28.505	211.7	17:16:44.212
4		1:35.023	23.827	42.589	28.607	213.0	17:16:45.503	4		1:34.503	24.052	42.218	28.233	214.2	17:18:18.715
5		1:33.717	23.687	41.674	28.356	213.0	17:18:19.220	5		1:35.159	23.937	42.772	28.450	209.3	17:19:53.874
6		1:34.049	23.790	42.045	28.214	213.0	17:19:53.269	6		1:33.619	23.773	41.751	28.095	212.1	17:21:27.493
7		1:33.415	23.779	41.584	28.052	210.5	17:21:26.684	7		1:33.517	23.804	41.623	28.090	210.1	17:23:01.010
8		1:33.083	23.662	41.552	27.869	212.1	17:22:59.767	8		1:42.969 P	23.889	42.731	36.349	210.5	17:24:43.979
9		1:39.311 P	23.677	41.416	34.218	212.1	17:24:39.078	9		10:52.304	9:20.265	57.482	34.557	153.6	17:35:36.283
10		10:33.536 P	9:00.457	54.109	38.970	162.6	17:35:12.614	10		1:56.335 P	25.897	51.403	39.035	163.8	17:37:32.618
11		5:08.851	3:48.367	49.421	31.063	179.4	17:40:21.465	11		4:46.621	3:26.842	49.710	30.069	193.2	17:42:19.239
12		1:41.570	24.936	47.202	29.432	202.6	17:42:03.035	12		1:41.319	24.538	47.336	29.445	201.8	17:44:00.558
13		1:40.130	24.410	46.701	29.019	199.6	17:43:43.165	13		1:56.890 P	24.401	48.672	43.817	204.9	17:45:57.448
14		1:42.507	24.325	47.780	30.402	203.7	17:45:25.672	12 Kimi Andrea Antonelli Tatuus F.4							
15		1:56.331 P	27.741	48.250	40.340	199.2	17:47:22.003	Rookie Prema Racing							

8 Giovanni Maschio Tatuus F.4
 AS Motorsport

Lap	D	Time	Sector 1	Sector 2	Sector 3	T. Spd	Elapsed	Lap	D	Time	Sector 1	Sector 2	Sector 3	T. Spd	Elapsed
1		17:12:33.409	17:11:14.261	47.731	31.417	182.1	17:12:33.409	1		17:12:08.261	17:10:52.323	46.516	29.422	173.6	17:12:08.261
2		1:41.152	25.893	45.227	30.032	205.7	17:14:14.561	2		1:40.019	24.788	46.250	28.981	185.2	17:13:48.280
3		1:39.213	24.909	44.525	29.779	205.7	17:15:53.774	3		1:34.118	24.145	41.995	27.978	207.6	17:15:22.398
4		1:38.537	24.824	44.182	29.531	207.2	17:17:32.311	4		1:33.086	23.783	41.515	27.788	210.1	17:16:55.484
5		1:37.508	24.663	43.415	29.430	207.6	17:19:09.819	5		1:32.875	23.801	41.461	27.613	210.1	17:18:28.359
6		1:37.665	24.708	43.605	29.352	206.8	17:20:47.484	6		1:36.420	27.177	41.641	27.602	197.4	17:20:04.779
7		1:49.686 P	24.708	43.322	41.656	206.1	17:22:37.170	7		1:32.549	23.600	41.328	27.621	212.1	17:21:37.328
8		4:32.285	3:18.706	43.967	29.612	204.5	17:27:09.455	8		1:38.848 P	23.901	41.475	33.472	213.8	17:23:16.176
9		2:05.823 P	27.858	54.704	43.261	185.8	17:29:15.278	9		11:57.454 P	10:25.160	52.884	39.410	166.1	17:35:13.630
10		11:36.498 P			12:19.759		17:40:51.776	10		4:09.695	2:51.479	48.737	29.479	190.1	17:39:23.325
11		2:03.524	43.496	48.275	31.753	194.2	17:42:55.300	11		1:40.593	24.120	46.803	29.670	206.1	17:41:03.918
12		1:46.560	26.569	49.365	30.626	195.6	17:44:41.860	12		1:39.117	24.075	46.650	28.392	203.7	17:42:43.035
13		1:45.115	25.460	47.683	31.972	200.7	17:46:26.975	13		1:38.516	23.971	45.887	28.658	205.3	17:44:21.551
14		1:45.504	26.272	46.664	32.568	197.4	17:48:12.479	14		1:48.860 P	24.260	47.306	37.294	203.0	17:46:10.411
15		2:20.244 P	26.606	59.867	53.771	173.6	17:50:32.723								





Red Bull Ring
Italian F4 Championship
Collective Test 2
Lap Analysis



13 Anthony Wharton James Tatuus F.4 **17** Emerson Fittipaldi Jr. Tatuus F.4

Rookie							Rookie								
Prema Racing							Van Amersfoort Racing								
Lap	D	Time	Sector 1	Sector 2	Sector 3	T. Spd	Elapsed	Lap	D	Time	Sector 1	Sector 2	Sector 3	T. Spd	Elapsed
1		17:11:57.842	17:10:42.113	45.617	30.112	187.1	17:11:57.842	1		17:12:31.419	17:11:09.633	50.252	31.534	151.6	17:12:31.419
2		1:37.163	24.905	43.053	29.205	205.3	17:13:35.005	2		1:46.101	27.870	47.553	30.678	170.6	17:14:17.520
3		1:34.790	24.086	42.161	28.543	211.7	17:15:09.795	3		1:47.949	26.548	50.082	31.319	189.1	17:16:05.469
4		1:36.120	23.899	42.974	29.247	214.2	17:16:45.915	4		1:34.614	24.047	42.066	28.501	210.9	17:17:40.083
5		1:34.183	23.829	41.884	28.470	213.0	17:18:20.098	5		1:34.252	23.890	42.121	28.241	210.5	17:19:14.335
6		1:35.719	23.892	43.562	28.265	213.8	17:19:55.817	6		1:37.638	23.971	42.058	31.609	210.9	17:20:51.973
7		1:33.501	23.760	41.685	28.056	211.3	17:21:29.318	7		1:34.803	23.954	41.871	28.978	211.3	17:22:26.776
8		1:32.907	23.554	41.401	27.952	214.2	17:23:02.225	8		1:36.042	24.077	41.817	30.148	210.5	17:24:02.818
9		1:40.235 P	23.629	41.523	35.083	211.7	17:24:42.460	9		1:34.781	23.877	42.561	28.343	210.5	17:25:37.599
10		11:41.626 P	9:53.546	1:00.798	47.282	114.5	17:36:24.086	10		1:33.661	23.873	41.772	28.016	212.5	17:27:11.260
11		4:30.877	3:11.377	49.696	29.804	183.9	17:40:54.963	11		2:06.301 P	27.560	54.009	44.732	196.3	17:29:17.561
12		2:11.624	24.582	1:17.266	29.776	195.6	17:43:06.587	12		7:13.230	5:53.543	47.944	31.743	198.5	17:36:30.791
13		1:40.928	24.596	47.108	29.224	198.8	17:44:47.515	13		1:41.319	25.158	46.247	29.914	203.0	17:38:12.110
14		1:56.101 P	24.650	49.305	42.146	178.2	17:46:43.616	14		1:41.532	24.796	46.187	30.549	204.9	17:39:53.642

14 Frederik Lund Tatuus F.4 **15** Kim Hwarang Tatuus F.4

Rookie							Rookie								
R-ACE GP							BVM Racing								
Lap	D	Time	Sector 1	Sector 2	Sector 3	T. Spd	Elapsed	Lap	D	Time	Sector 1	Sector 2	Sector 3	T. Spd	Elapsed
1		17:12:27.549	17:11:07.448	48.820	31.281	169.0	17:12:27.549	15		1:42.790	24.826	46.519	31.445	203.0	17:41:36.432
2		1:42.145	27.141	45.289	29.715	170.8	17:14:09.694	16		1:41.600	25.217	45.871	30.512	199.2	17:43:18.032
3		1:37.640	24.950	43.583	29.107	188.4	17:15:47.334	17		1:47.275 P	25.176	45.841	36.258	201.1	17:45:05.307
4		1:35.733	24.263	42.588	28.882	209.3	17:17:23.067	18		3:03.713	1:44.647	46.745	32.321	199.2	17:48:09.020
5		1:35.526	23.954	42.839	28.733	212.5	17:18:58.593	19		1:54.706 P	26.059	48.763	39.884	200.7	17:50:03.726

18 Kim Hwarang Tatuus F.4

Rookie							Rookie								
BVM Racing							BVM Racing								
Lap	D	Time	Sector 1	Sector 2	Sector 3	T. Spd	Elapsed	Lap	D	Time	Sector 1	Sector 2	Sector 3	T. Spd	Elapsed
1		17:11:59.568	17:10:41.419	46.931	31.218	182.4	17:11:59.568	1		17:11:59.568	17:10:41.419	46.931	31.218	182.4	17:11:59.568
2		1:39.332	25.525	44.169	29.638	195.2	17:13:38.900	2		1:39.332	25.525	44.169	29.638	195.2	17:13:38.900
3		1:36.289	24.406	42.804	29.079	209.3	17:15:15.189	3		1:36.289	24.406	42.804	29.079	209.3	17:15:15.189
4		1:35.244	23.984	42.608	28.652	211.3	17:16:50.433	4		1:35.244	23.984	42.608	28.652	211.3	17:16:50.433
5		1:34.804	23.881	42.542	28.381	211.3	17:18:25.237	5		1:34.804	23.881	42.542	28.381	211.3	17:18:25.237
6		1:35.370	23.860	43.067	28.443	211.7	17:20:00.607	6		1:35.370	23.860	43.067	28.443	211.7	17:20:00.607
7		1:35.903	23.815	42.078	30.010	213.8	17:21:36.510	7		1:35.903	23.815	42.078	30.010	213.8	17:21:36.510
8		1:36.912	23.941	44.137	28.834	213.0	17:23:13.422	8		1:36.912	23.941	44.137	28.834	213.0	17:23:13.422
9		1:36.012	23.954	42.415	29.643	211.7	17:24:49.434	9		1:36.012	23.954	42.415	29.643	211.7	17:24:49.434
10		1:34.248	23.792	42.024	28.432	214.2	17:26:23.682	10		1:34.248	23.792	42.024	28.432	214.2	17:26:23.682
11		3:10.452 P	23.821	1:53.320	53.311	210.9	17:29:34.134	11		3:10.452 P	23.821	1:53.320	53.311	210.9	17:29:34.134
12		6:22.182 P	4:36.384	55.569	50.229	155.3	17:35:56.316	12		6:22.182 P	4:36.384	55.569	50.229	155.3	17:35:56.316
13		6:02.098 P	4:17.047	55.783	49.268	157.6	17:41:58.414	13		6:02.098 P	4:17.047	55.783	49.268	157.6	17:41:58.414
14		2:52.065 P	1:09.123	55.797	47.145	115.5	17:44:50.479	14		2:52.065 P	1:09.123	55.797	47.145	115.5	17:44:50.479
15		3:02.135 P	1:08.645	1:00.483	53.007	123.7	17:47:52.614	15		3:02.135 P	1:08.645	1:00.483	53.007	123.7	17:47:52.614

15 Nikita Bedrin Tatuus F.4

Rookie							Rookie								
PHM Racing GmbH							PHM Racing GmbH								
Lap	D	Time	Sector 1	Sector 2	Sector 3	T. Spd	Elapsed	Lap	D	Time	Sector 1	Sector 2	Sector 3	T. Spd	Elapsed
1		17:11:53.016	17:10:35.248	47.149	30.619	165.8	17:11:53.016	1		17:11:53.016	17:10:35.248	47.149	30.619	165.8	17:11:53.016
2		1:38.574	25.347	44.453	28.774	201.8	17:13:31.590	2		1:38.574	25.347	44.453	28.774	201.8	17:13:31.590
3		1:34.978	24.293	42.279	28.406	207.6	17:15:06.568	3		1:34.978	24.293	42.279	28.406	207.6	17:15:06.568
4		1:34.282	24.160	41.897	28.225	208.0	17:16:40.850	4		1:34.282	24.160	41.897	28.225	208.0	17:16:40.850
5		1:33.776	23.994	41.737	28.045	208.8	17:18:14.626	5		1:33.776	23.994	41.737	28.045	208.8	17:18:14.626
6		1:33.596	23.961	41.699	27.936	209.3	17:19:48.222	6		1:33.596	23.961	41.699	27.936	209.3	17:19:48.222
7		1:34.616	23.886	42.111	28.619	209.3	17:21:22.838	7		1:34.616	23.886	42.111	28.619	209.3	17:21:22.838
8		1:33.832	23.756	41.561	28.515	210.1	17:22:56.670	8		1:33.832	23.756	41.561	28.515	210.1	17:22:56.670
9		1:41.352 P	23.827	41.476	36.049	208.8	17:24:38.022	9		1:41.352 P	23.827	41.476	36.049	208.8	17:24:38.022
10		10:26.925	8:55.414	57.017	34.494	173.3	17:35:04.947	10		10:26.925	8:55.414	57.017	34.494	173.3	17:35:04.947
11		1:58.411 P	26.438	50.499	41.474	189.4	17:37:03.358	11		1:58.411 P	26.438	50.499	41.474	189.4	17:37:03.358
12		8:42.508 P	6:58.191	50.835	53.482	182.7	17:45:45.866	12		8:42.508 P	6:58.191	50.835	53.482	182.7	17:45:45.866





Red Bull Ring
Italian F4 Championship
Collective Test 2
Lap Analysis



19 William Karlsson Tatuus F.4 **22** Alexander Dunne Tatuus F.4
 Rookie BVM Racing US Racing

Lap	D	Time	Sector 1	Sector 2	Sector 3	T. Spd	Elapsed	Lap	D	Time	Sector 1	Sector 2	Sector 3	T. Spd	Elapsed
1		17:11:54.528	17:10:38.280	45.972	30.276	194.2	17:11:54.528	1		17:12:36.762 P	17:11:13.560	44.319	38.883	201.4	17:12:36.762
2		1:38.162	25.547	43.618	28.997	198.8	17:13:32.690	2		2:02.819	51.170	42.947	28.702	205.3	17:14:39.581
3		1:35.989	24.380	42.833	28.776	210.1	17:15:08.679	3		1:34.269	24.261	41.961	28.047	207.6	17:16:13.850
4		1:35.150	24.281	42.315	28.554	209.7	17:16:43.829	4		1:33.434	23.774	41.685	27.975	210.9	17:17:47.284
5		1:35.879	24.190	43.308	28.381	208.4	17:18:19.708	5		1:40.949	23.670		2:08.924	210.5	17:19:28.233
6		1:34.649	23.860	42.032	28.757	213.4	17:19:54.357	6		1:33.594	23.878	41.647	28.069	210.1	17:21:01.827
7		1:34.243	23.854	41.810	28.579	213.8	17:21:28.600	7		1:41.821	23.816	42.112	35.893	209.3	17:22:43.648
8		1:34.966	24.026	42.540	28.400	200.0	17:23:03.566	8		1:33.601	23.818	41.635	28.148	209.7	17:24:17.249
9		1:34.662	23.900	42.012	28.750	211.7	17:24:38.228	9		1:53.157 P	26.386	48.910	37.861	190.1	17:26:10.406
10		1:40.356 P	23.973	42.146	34.237	210.1	17:26:18.584	10		18:43.864 P	16:56.406	55.766	51.692	119.4	17:44:54.270
11		9:39.103 P	7:51.968	56.521	50.614	201.1	17:35:57.687	23 Oleksandr Partyshev Tatuus F.4							
12		7:10.035	5:50.223	50.022	29.790	189.4	17:43:07.722	Jenzer Motorsport							
13		1:43.749	25.427	48.400	29.922	198.1	17:44:51.471	Lap	D	Time	Sector 1	Sector 2	Sector 3	T. Spd	Elapsed
14		1:58.902 P	25.531	49.734	43.637	192.8	17:46:50.373	1		17:12:22.090	17:11:03.376	48.039	30.675	159.7	17:12:22.090
								2		1:38.060	24.922	43.888	29.250	201.4	17:14:00.150
								3		1:36.122	24.286	43.000	28.836	214.2	17:15:36.272
								4		1:35.417	24.212	42.527	28.678	207.6	17:17:11.689
								5		1:34.539	24.173	42.108	28.258	208.0	17:18:46.228
								6		1:35.570	23.891	43.447	28.232	208.8	17:20:21.798
								7		1:34.482	23.859	42.194	28.429	212.1	17:21:56.280
								8		1:40.529 P	23.701	42.443	34.385	214.2	17:23:36.809
								9		12:12.120 P	10:23.871	59.950	48.299	161.9	17:35:48.929
								10		4:11.657	2:54.068	47.104	30.485	200.3	17:40:00.586
								11		1:41.194	25.367	45.867	29.960	201.8	17:41:41.780
								12		1:42.058	25.110	46.142	30.806	198.5	17:43:23.838
								13		1:41.991	25.508	46.252	30.231	200.7	17:45:05.829
								14		1:55.837	28.577	53.488	33.772	187.5	17:47:01.666
								15		2:00.064 P	26.477	46.679	46.908	198.8	17:49:01.730

20 Conrad Laursen Tatuus F.4
 Rookie Prema Racing

Lap	D	Time	Sector 1	Sector 2	Sector 3	T. Spd	Elapsed	Lap	D	Time	Sector 1	Sector 2	Sector 3	T. Spd	Elapsed
1		17:11:58.568	17:10:42.962	45.689	29.917	183.3	17:11:58.568	1		17:12:24.022	17:11:05.236	47.828	30.958	161.9	17:12:24.022
2		1:38.102	25.608	43.442	29.052	200.3	17:13:36.670	2		1:39.121	25.952	43.757	29.412	201.4	17:14:03.143
3		1:37.383	24.083	42.175	31.125	208.8	17:15:14.053	3		1:36.313	24.619	43.070	28.624	207.2	17:15:39.456
4		1:34.199	24.007	41.943	28.249	208.4	17:16:48.252	4		1:35.360	24.304	42.431	28.625	208.4	17:17:14.816
5		1:34.033	24.007	41.809	28.217	210.5	17:18:22.285	5		1:34.923	24.061	42.108	28.754	210.1	17:18:49.739
6		1:34.365	24.002	41.881	28.482	209.7	17:19:56.650	6		1:34.514	24.099	42.051	28.364	208.8	17:20:24.253
7		1:34.213	23.747	42.029	28.437	213.8	17:21:30.863	7		1:34.410	24.075	42.097	28.238	209.7	17:21:58.663
8		1:33.549	23.786	41.723	28.040	210.5	17:23:04.412	8		1:34.180	23.917	41.987	28.276	210.5	17:23:32.843
9		1:40.987 P	23.747	42.036	35.204	213.0	17:24:45.399	9		1:41.057 P	23.991	42.141	34.925	209.7	17:25:13.900
10		10:29.975 P	8:56.413	53.723	39.839	166.4	17:35:15.374	10		10:30.188 P	8:43.233	58.325	48.630	164.8	17:35:44.088
11		4:37.479	3:17.934	49.507	30.038	191.1	17:39:52.853	11		5:05.644	3:48.316	46.856	30.472	197.8	17:40:49.732
12		1:42.989	24.492	48.433	30.064	201.4	17:41:35.842	12		1:55.599	25.303	56.578	33.718	199.2	17:42:45.331
13		1:40.117	24.538	46.691	28.888	200.0	17:43:15.959	13		1:43.452	25.305	47.237	30.910	198.5	17:44:28.783
14		1:39.934	24.325	46.672	28.937	203.3	17:44:55.893	14		1:44.375	25.756	46.512	32.107	200.0	17:46:13.158
15		1:56.159 P	24.564	48.724	42.871	191.8	17:46:52.052	15		1:45.826	26.060	47.276	32.490	201.4	17:47:58.984
								27 Ethan Ischer Tatuus F.4							
								Rookie Jenzer Motorsport							
								Lap	D	Time	Sector 1	Sector 2	Sector 3	T. Spd	Elapsed
								1		17:12:24.022	17:11:05.236	47.828	30.958	161.9	17:12:24.022
								2		1:39.121	25.952	43.757	29.412	201.4	17:14:03.143
								3		1:36.313	24.619	43.070	28.624	207.2	17:15:39.456
								4		1:35.360	24.304	42.431	28.625	208.4	17:17:14.816
								5		1:34.923	24.061	42.108	28.754	210.1	17:18:49.739
								6		1:34.514	24.099	42.051	28.364	208.8	17:20:24.253
								7		1:34.410	24.075	42.097	28.238	209.7	17:21:58.663
								8		1:34.180	23.917	41.987	28.276	210.5	17:23:32.843
								9		1:41.057 P	23.991	42.141	34.925	209.7	17:25:13.900
								10		10:30.188 P	8:43.233	58.325	48.630	164.8	17:35:44.088
								11		5:05.644	3:48.316	46.856	30.472	197.8	17:40:49.732
								12		1:55.599	25.303	56.578	33.718	199.2	17:42:45.331
								13		1:43.452	25.305	47.237	30.910	198.5	17:44:28.783
								14		1:44.375	25.756	46.512	32.107	200.0	17:46:13.158
								15		1:45.826	26.060	47.276	32.490	201.4	17:47:58.984
								16		1:55.435 P	26.654	48.345	40.436	195.6	17:49:54.419

21 Andrea Frassinetti Tatuus F.4
 Rookie Cars Automobili

Lap	D	Time	Sector 1	Sector 2	Sector 3	T. Spd	Elapsed	Lap	D	Time	Sector 1	Sector 2	Sector 3	T. Spd	Elapsed
1		17:12:19.614	17:11:01.650	47.215	30.749	155.8	17:12:19.614	1		17:12:24.022	17:11:05.236	47.828	30.958	161.9	17:12:24.022
2		1:38.790	25.384	44.107	29.299	200.7	17:13:58.404	2		1:39.121	25.952	43.757	29.412	201.4	17:14:03.143
3		1:36.915	24.768	43.090	29.057	205.7	17:15:35.319	3		1:36.313	24.619	43.070	28.624	207.2	17:15:39.456
4		2:08.204 P	30.611	57.108	40.485	119.4	17:17:43.523	4		1:35.360	24.304	42.431	28.625	208.4	17:17:14.816
5		17:55.919 P	16:10.514	56.667	48.738	169.8	17:35:39.442	5		1:34.923	24.061	42.108	28.754	210.1	17:18:49.739
6		6:26.369	5:08.192	47.914	30.263	197.8	17:42:05.811	6		1:34.514	24.099	42.051	28.364	208.8	17:20:24.253
7		2:30.294	25.421	1:34.099	30.774	196.0	17:44:36.105	7		1:34.410	24.075	42.097	28.238	209.7	17:21:58.663
8		1:43.319	25.532	46.598	31.189	198.5	17:46:19.424	8		1:34.180	23.917	41.987	28.276	210.5	17:23:32.843
9		1:48.511	29.210	46.825	32.476	198.1	17:48:07.935	9		1:41.057 P	23.991	42.141	34.925	209.7	17:25:13.900
10		1:53.215 P	26.489	47.210	39.516	197.4	17:50:01.150	10		10:30.188 P	8:43.233	58.325	48.630	164.8	17:35:44.088
								11		5:05.644	3:48.316	46.856	30.472	197.8	17:40:49.732
								12		1:55.599	25.303	56.578	33.718	199.2	17:42:45.331
								13		1:43.452	25.305	47.237	30.910	198.5	17:44:28.783
								14		1:44.375	25.756	46.512	32.107	200.0	17:46:13.158
								15		1:45.826	26.060	47.276	32.490	201.4	17:47:58.984
								16		1:55.435 P	26.654	48.345	40.436	195.6	17:49:54.419





Red Bull Ring
Italian F4 Championship
Collective Test 2
Lap Analysis



28 Valentin Kluss Tatuus F.4 **31** Arvid Lindblad Tatuus F.4
 Rookie Jenzer Motorsport Rookie Van Amersfoort Racing

Lap	D	Time	Sector 1	Sector 2	Sector 3	T. Spd	Elapsed	Lap	D	Time	Sector 1	Sector 2	Sector 3	T. Spd	Elapsed
1		17:12:24.702	17:11:06.739	47.621	30.342	160.9	17:12:24.702	1		17:12:49.398	17:11:19.690	55.677	34.031	118.6	17:12:49.398
2		1:43.195	27.752	46.232	29.211	167.1	17:14:07.897	2		1:49.133	28.805	48.996	31.332	149.1	17:14:38.531
3		1:35.541	24.359	42.500	28.682	212.5	17:15:43.438	3		1:43.068	27.870	46.242	28.956	163.1	17:16:21.599
4		1:34.594	24.123	42.243	28.228	209.3	17:17:18.032	4		1:34.884	24.115	42.036	28.733	208.4	17:17:56.483
5		1:33.624	23.840	41.717	28.067	209.7	17:18:51.656	5		1:34.279	23.927	41.833	28.519	210.5	17:19:30.762
6		1:40.355	23.735	46.781	29.839	210.5	17:20:32.011	6		1:33.504	23.793	41.607	28.104	210.9	17:21:04.266
7		1:34.393	23.947	41.970	28.476	211.3	17:22:06.404	7		1:34.323	23.850	42.324	28.149	207.6	17:22:38.589
8		1:41.404 P	23.803	42.115	35.486	210.5	17:23:47.808	8		1:33.373	23.835	41.601	27.937	210.5	17:24:11.962
9		11:53.470 P	10:08.654	57.312	47.504	161.4	17:35:41.278	9		1:49.384 P	23.918	46.467	38.999	211.3	17:26:01.346
10		8:10.949	6:50.749	50.116	30.084	166.1	17:43:52.227	10		9:58.045 P	8:15.430	57.937	44.678	148.5	17:35:59.391
11		2:01.831 P	24.862	50.684	46.285	183.0	17:45:54.058	11		5:27.512	4:02.075	52.467	32.970	162.8	17:41:26.903

29 Jain Rishab Anandraj Tatuus F.4
 Rookie BWR Motorsport GmbH

Lap	D	Time	Sector 1	Sector 2	Sector 3	T. Spd	Elapsed	Lap	D	Time	Sector 1	Sector 2	Sector 3	T. Spd	Elapsed
12		1:44.326	25.784	48.744	29.798	196.0	17:43:11.229	12		1:44.326	25.784	48.744	29.798	196.0	17:43:11.229
13		1:43.162	25.280	47.863	30.019	186.8	17:44:54.391	13		1:43.162	25.280	47.863	30.019	186.8	17:44:54.391
14		1:59.166 P	25.977	51.517	41.672	161.9	17:46:53.557	14		1:59.166 P	25.977	51.517	41.672	161.9	17:46:53.557

33 Brando Badoer Tatuus F.4
 Rookie Van Amersfoort Racing

Lap	D	Time	Sector 1	Sector 2	Sector 3	T. Spd	Elapsed	Lap	D	Time	Sector 1	Sector 2	Sector 3	T. Spd	Elapsed
1		17:12:42.208	17:11:24.687	46.675	30.846	184.9	17:12:42.208	1		17:12:31.874	17:11:11.402	49.145	31.327	135.1	17:12:31.874
2		1:38.279	25.224	43.615	29.440	199.6	17:14:20.487	2		1:39.837	26.614	43.514	29.709	199.2	17:14:11.711
3		1:37.974	24.553	43.723	29.698	205.7	17:15:58.461	3		1:39.527	24.405	42.637	32.485	208.0	17:15:51.238
4		1:36.984	24.870	43.064	29.050	204.5	17:17:35.445	4		1:34.220	23.965	41.975	28.280	209.7	17:17:25.458
5		1:35.928	24.410	42.618	28.900	206.8	17:19:11.373	5		1:34.046	23.961	41.695	28.390	210.1	17:18:59.504
6		1:37.806	24.387	42.739	30.680	207.6	17:20:49.179	6		1:41.665	23.788	42.308	35.569	213.4	17:20:41.169
7		1:51.185 P	24.419	43.196	43.570	206.5	17:22:40.364	7		1:33.515	23.868	41.588	28.059	210.9	17:22:14.684
8		13:25.403 P	11:32.745	1:02.928	49.730	133.6	17:36:05.767	8		1:33.509	23.747	41.637	28.125	211.7	17:23:48.193
9		8:42.411	7:08.614	53.037	40.760	180.9	17:44:48.178	9		1:33.806	23.777	41.863	28.166	213.0	17:25:21.999
10		2:15.420 P	29.778	55.718	49.924	190.4	17:47:03.598	10		1:40.379 P	23.885	41.754	34.740	209.7	17:27:02.378
11		8:22.797	6:48.445	57.460	36.892	150.6	17:35:25.175	11		8:22.797	6:48.445	57.460	36.892	150.6	17:35:25.175
12		2:02.139 P	27.271	53.018	41.850	157.4	17:37:27.314	12		2:02.139 P	27.271	53.018	41.850	157.4	17:37:27.314
13		5:17.300	3:54.452	51.166	31.682	168.4	17:42:44.614	13		5:17.300	3:54.452	51.166	31.682	168.4	17:42:44.614
14		1:45.175	24.873	49.996	30.306	180.6	17:44:29.789	14		1:45.175	24.873	49.996	30.306	180.6	17:44:29.789
15		1:54.422 P	25.263	49.980	39.179	170.0	17:46:24.211	15		1:54.422 P	25.263	49.980	39.179	170.0	17:46:24.211

30 David Zachary Tatuus F.4
 Rookie US Racing

Lap	D	Time	Sector 1	Sector 2	Sector 3	T. Spd	Elapsed	Lap	D	Time	Sector 1	Sector 2	Sector 3	T. Spd	Elapsed
1		17:12:50.914 P	17:11:23.075	45.134	42.705	199.6	17:12:50.914	1		17:12:30.717	17:11:07.346	50.463	32.908	159.5	17:12:30.717
2		2:40.764	1:22.835	48.263	29.666	205.7	17:15:31.678	2		1:45.314	28.066	46.670	30.578	169.0	17:14:16.031
3		1:36.325	24.698	43.175	28.452	189.8	17:17:08.003	3		1:46.387	26.348	49.292	30.747	173.3	17:16:02.418
4		1:33.137	23.876	41.460	27.801	211.3	17:18:41.140	4		1:40.673	24.065	42.022	34.586	208.4	17:17:43.091
5		1:35.109	23.673	41.660	29.776	212.5	17:20:16.249	5		1:33.826	23.877	41.758	28.191	209.3	17:19:16.917
6		1:32.911	23.702	41.519	27.690	213.0	17:21:49.160	6		1:33.579	23.720	41.570	28.289	211.7	17:20:50.496
7		1:37.060	23.440	44.978	28.642	216.4	17:23:26.220	7		1:33.693	23.751	41.956	27.986	211.7	17:22:24.189
8		1:32.481	23.556	41.281	27.644	213.0	17:24:58.701	8		1:33.206	23.773	41.458	27.975	209.7	17:23:57.395
9		1:41.169 P	23.654	41.598	35.917	213.0	17:26:39.870	9		1:33.104	23.727	41.464	27.913	209.7	17:25:30.499
10		17:04.911	15:45.750	49.589	29.572	192.8	17:43:44.781	10		1:32.885	23.655	41.360	27.870	211.3	17:27:03.384
11		2:02.190 P	24.718	47.558	49.914	204.9	17:45:46.971	11		1:55.792 P	23.831	47.634	44.327	188.1	17:28:59.176
12		6:52.203 P	5:12.089	51.847	48.267	176.4	17:35:51.379	12		6:52.203 P	5:12.089	51.847	48.267	176.4	17:35:51.379
13		4:06.480	2:45.715	49.778	30.987	172.5	17:39:57.859	13		4:06.480	2:45.715	49.778	30.987	172.5	17:39:57.859
14		1:42.130	24.760	47.569	29.801	192.1	17:41:39.989	14		1:42.130	24.760	47.569	29.801	192.1	17:41:39.989
15		1:39.916	24.326	46.503	29.087	201.8	17:43:19.905	15		1:39.916	24.326	46.503	29.087	201.8	17:43:19.905
16		1:40.676	24.299	47.134	29.243	205.3	17:45:00.581	16		1:40.676	24.299	47.134	29.243	205.3	17:45:00.581
17		1:53.880 P	24.715	47.827	41.338	203.0	17:46:54.461	17		1:53.880 P	24.715	47.827	41.338	203.0	17:46:54.461

34 Martinus Stenshorne Tatuus F.4
 Rookie Van Amersfoort Racing

Lap	D	Time	Sector 1	Sector 2	Sector 3	T. Spd	Elapsed	Lap	D	Time	Sector 1	Sector 2	Sector 3	T. Spd	Elapsed
1		17:12:30.717	17:11:07.346	50.463	32.908	159.5	17:12:30.717	1		17:12:30.717	17:11:07.346	50.463	32.908	159.5	17:12:30.717
2		1:45.314	28.066	46.670	30.578	169.0	17:14:16.031	2		1:45.314	28.066	46.670	30.578	169.0	17:14:16.031
3		1:46.387	26.348	49.292	30.747	173.3	17:16:02.418	3		1:46.387	26.348	49.292	30.747	173.3	17:16:02.418
4		1:40.673	24.065	42.022	34.586	208.4	17:17:43.091	4		1:40.673	24.065	42.022	34.586	208.4	17:17:43.091
5		1:33.826	23.877	41.758	28.191	209.3	17:19:16.917	5		1:33.826	23.877	41.758	28.191	209.3	17:19:16.917
6		1:33.579	23.720	41.570	28.289	211.7	17:20:50.496	6		1:33.579	23.720	41.570	28.289	211.7	17:20:50.496
7		1:33.693	23.751	41.956	27.986	211.7	17:22:24.189	7		1:33.693	23.751	41.956	27.986	211.7	17:22:24.189
8		1:33.206	23.773	41.458	27.975	209.7	17:23:57.395	8		1:33.206	23.773	41.458	27.975	209.7	17:23:57.395
9		1:33.104	23.727	41.464	27.913	209.7	17:25:30.499	9		1:33.104	23.727	41.464	27.913	209.7	17:25:30.499
10		1:32.885	23.655	41.360	27.870	211.3	17:27:03.384	10		1:32.885	23.655	41.360	27.870	211.3	17:27:03.384
11		1:55.792 P	23.831	47.634	44.327	188.1	17:28:59.176	11		1:55.792 P	23.831	47.634	44.327	188.1	17:28:59.176
12		6:52.203 P	5:12.089	51.847	48.267	176.4	17:35:51.379	12		6:52.203 P	5:12.089	51.847	48.267	176.4	17:35:51.379
13		4:06.480	2:45.715	49.778	30.987	172.5	17:39:57.859	13		4:06.480	2:45.715	49.778	30.987	172.5	17:39:57.859
14		1:42.130	24.760	47.569	29.801	192.1	17:41:39.989	14		1:42.130	24.760	47.569	29.801	192.1	17:41:39.989
15		1:39.916	24.326	46.503	29.087	201.8	17:43:19.905	15		1:39.916	24.326	46.503	29.087	201.8	17:43:19.905
16		1:40.676	24.299	47.134	29.243	205.3	17:45:00.581	16		1:40.676	24.299	47.134	29.243	205.3	17:45:00.581
17		1:53.880 P	24.715	47.827	41.338	203.0	17:46:54.								



Red Bull Ring
Italian F4 Championship
Collective Test 2
Lap Analysis



36

Ismail Akhmed

Tatuus F.4 41

Jonas Ried

Tatuus F.4

Rookie

AKM Motorsport

PHM Racing GmbH

Lap	D	Time	Sector 1	Sector 2	Sector 3	T. Spd	Elapsed	Lap	D	Time	Sector 1	Sector 2	Sector 3	T. Spd	Elapsed
1		17:12:23.498	17:10:59.832	51.321	32.345	154.7	17:12:23.498	1		17:11:53.910	17:10:36.729	46.809	30.372	176.7	17:11:53.910
2		1:43.781	27.562	45.813	30.406	191.4	17:14:07.279	2		1:38.315	25.607	43.621	29.087	188.8	17:13:32.225
3		1:38.073	24.908	43.829	29.336	206.8	17:15:45.352	3		1:35.074	24.054	42.487	28.533	212.1	17:15:07.299
4		1:36.587	24.376	43.248	28.963	212.1	17:17:21.939	4		1:34.783	24.141	42.204	28.438	212.1	17:16:42.082
5		1:36.199	24.398	43.051	28.750	209.3	17:18:58.138	5		1:34.044	23.937	41.992	28.115	211.7	17:18:16.126
6		1:37.490	24.481	44.080	28.929	204.5	17:20:35.628	6		1:33.747	23.815	41.848	28.084	212.1	17:19:49.873
7		1:36.042	24.447	42.689	28.906	208.0	17:22:11.670	7		1:34.293	23.689	41.751	28.853	212.5	17:21:24.166
8		1:35.566	24.321	42.630	28.615	209.7	17:23:47.236	8		1:33.731	23.883	41.750	28.098	210.9	17:22:57.897
9		1:36.375	24.471	43.095	28.809	210.1	17:25:23.611	9		1:33.676	23.721	41.750	28.205	211.7	17:24:31.573
10		1:35.241	24.176	42.277	28.788	210.9	17:26:58.852	10		1:41.649 P	23.748	41.688	36.213	211.3	17:26:13.222
11		1:57.357 P	24.395	49.041	43.921	207.6	17:28:56.209	11		8:51.061	7:22.661	53.599	34.801	173.6	17:35:04.283
12		12:10.154	10:45.287	51.760	33.107	147.7	17:41:06.363	12		1:56.745 P	26.055	49.284	41.406	202.2	17:37:01.028
13		1:48.618	28.503	48.081	32.034	180.9	17:42:54.981	13		3:31.208	1:54.146	1:04.011	33.051	204.5	17:40:32.236
14		1:50.485	28.369	49.494	32.622	191.8	17:44:45.466	14		1:42.752	24.516	48.140	30.096	205.3	17:42:14.988
15		1:46.355	26.191	47.910	32.254	200.7	17:46:31.821	15		1:41.578	24.536	47.625	29.417	201.1	17:43:56.566
16		26.648				201.4		16		1:44.559	24.753	48.348	31.458	203.7	17:45:41.125
								17		2:08.094 P	26.847	55.112	46.135	165.3	17:47:49.219

37

Kacper Sztuka

Tatuus F.4 44

Nikhil Bohra

Tatuus F.4

US Racing

Rookie

US Racing

Lap	D	Time	Sector 1	Sector 2	Sector 3	T. Spd	Elapsed	Lap	D	Time	Sector 1	Sector 2	Sector 3	T. Spd	Elapsed
1		17:12:46.286 P	17:11:20.302	44.681	41.303	195.2	17:12:46.286	1		17:12:48.067 P	17:11:20.872	46.053	41.142	184.9	17:12:48.067
2		2:05.726	53.841	43.078	28.807	200.7	17:14:52.012	2		2:11.284	58.941	43.496	28.847	198.1	17:14:59.351
3		1:33.991	23.939	41.903	28.149	209.3	17:16:26.003	3		1:35.072	24.316	42.196	28.560	209.3	17:16:34.423
4		1:33.131	23.854	41.446	27.831	209.7	17:17:59.134	4		1:34.110	24.073	41.794	28.243	208.8	17:18:08.533
5		1:33.351	23.734	41.562	28.055	210.1	17:19:32.485	5		1:33.872	23.842	41.964	28.066	209.7	17:19:42.405
6		1:32.714	23.506	41.550	27.658	216.0	17:21:05.199	6		1:33.627	23.769	41.869	27.989	211.3	17:21:16.032
7		1:32.529	23.457	41.337	27.735	214.7	17:22:37.728	7		1:33.393	23.791	41.785	27.817	210.5	17:22:49.425
8		1:32.802	23.545	41.408	27.849	213.0	17:24:10.530	8		1:33.183	23.708	41.581	27.894	211.7	17:24:22.608
9		1:43.989 P	23.690	42.776	37.523	213.8	17:25:54.519	9		1:39.923 P	23.597	41.823	34.503	215.1	17:26:02.531
10		9:39.450	8:09.095	56.459	33.896	151.2	17:35:33.969	10		16:53.736	15:33.756	49.922	30.058	199.6	17:42:56.267
11		1:54.944	29.217	53.296	32.431	141.3	17:37:28.913	11		1:44.408	25.538	48.984	29.886	201.4	17:44:40.675
12		1:43.300	25.183	48.314	29.803	181.8	17:39:12.213	12		2:00.659 P	24.711	49.802	46.146	200.0	17:46:41.334
13		1:41.302	24.246	46.824	30.232	209.7	17:40:53.515								
14		1:39.976	24.261	46.628	29.087	204.9	17:42:33.491								
15		1:38.432	24.240	45.602	28.590	203.0	17:44:11.923								
16		1:51.637 P	24.120	47.120	40.397	204.1	17:46:03.560								

38

Valerio Rinicella

Tatuus F.4 47

Nicola Lacorte

Tatuus F.4

Rookie

AKM Motorsport

Rookie

Iron Lynx Srl

Lap	D	Time	Sector 1	Sector 2	Sector 3	T. Spd	Elapsed	Lap	D	Time	Sector 1	Sector 2	Sector 3	T. Spd	Elapsed
1		17:12:18.306	17:11:00.257	47.614	30.435	180.0	17:12:18.306	1		17:12:11.416	17:10:54.535	46.714	30.167	180.0	17:12:11.416
2		1:41.430	25.995	46.353	29.082	180.6	17:13:59.736	2		1:39.632	25.061	44.101	30.470	205.7	17:13:51.048
3		1:37.052	24.588	43.678	28.786	210.5	17:15:36.788	3		1:35.783	24.324	42.817	28.642	210.1	17:15:26.831
4		1:35.320	24.346	42.269	28.705	209.3	17:17:12.108	4		1:34.087	24.152	41.805	28.130	209.7	17:17:00.918
5		1:34.769	24.081	42.204	28.484	210.5	17:18:46.877	5		1:33.789	23.958	41.728	28.103	209.7	17:18:34.707
6		1:34.312	24.088	42.035	28.189	210.5	17:20:21.189	6		1:33.575	23.774	41.686	28.115	211.3	17:20:08.282
7		1:34.574	24.150	42.135	28.289	207.6	17:21:55.763	7		1:33.365	23.775	41.516	28.074	212.1	17:21:41.647
8		1:34.316	24.123	42.052	28.141	207.2	17:23:30.079	8		1:33.437	23.806	41.639	27.992	210.9	17:23:15.084
9		1:34.210	24.047	42.091	28.072	208.0	17:25:04.289	9		1:33.716	23.751	41.658	28.307	213.0	17:24:48.800
10		1:41.617 P	24.298	41.915	35.404	206.5	17:26:45.906	10		1:41.717	23.798	49.133	28.786	191.4	17:26:30.517
11		9:15.281 P	7:33.582	58.468	43.231	138.9	17:36:01.187	11		6:39.479 P	23.934	5:27.488	48.057	209.3	17:33:09.996
12		8:46.246	7:25.577	50.221	30.448	178.8	17:44:47.433	12		7:01.609 P	5:13.632	1:02.194	45.783	117.0	17:40:11.605
13		1:58.535 P	24.905	50.020	43.610	182.7	17:46:45.968	13		2:38.839 P	57.873	55.979	44.987	127.9	17:42:50.444
								14		2:49.263 P	1:00.279	56.814	52.170	144.3	17:45:39.707





Red Bull Ring
Italian F4 Championship
Collective Test 2
Lap Analysis



48

Elia Sperandio

Tatuus F.4 **72**

Adam Fitzgerald

Tatuus F.4

Rookie

Maffi Racing

R-ACE GP

Lap	D	Time	Sector 1	Sector 2	Sector 3	T. Spd	Elapsed	Lap	D	Time	Sector 1	Sector 2	Sector 3	T. Spd	Elapsed
1		17:15:52.480	17:14:33.463	48.234	30.783	172.8	17:15:52.480	1		17:13:01.034	17:11:43.895	46.095	31.044	183.3	17:13:01.034
2		1:38.179	25.270	43.857	29.052	204.5	17:17:30.659	2		1:39.408	25.602	43.969	29.837	203.0	17:14:40.442
3		1:41.937 P	24.372	42.386	35.179	207.6	17:19:12.596	3		1:37.648	25.166	43.759	28.723	184.9	17:16:18.090
4		2:53.359	1:42.312	42.562	28.485	204.5	17:22:05.955	4		1:36.657	24.362	43.699	28.596	206.8	17:17:54.747
5		1:35.422	24.246	42.627	28.549	206.8	17:23:41.377	5		1:37.178	24.077	42.729	30.372	208.4	17:19:31.925
6		1:34.532	24.134	42.019	28.379	209.7	17:25:15.909	6		1:34.997	23.992	42.513	28.492	212.1	17:21:06.922
7		1:34.329	23.889	41.975	28.465	208.4	17:26:50.238	7		1:33.899	23.795	41.833	28.271	209.7	17:22:40.821
8		1:59.305 P	24.149	53.969	41.187	177.9	17:28:49.543	8		1:34.162	23.855	41.916	28.391	210.1	17:24:14.983
9		8:20.618	6:59.033	49.534	32.051	174.7	17:37:10.161	9		1:43.042 P	23.960	42.088	36.994	209.7	17:25:58.025
10		1:43.821	25.589	47.032	31.200	201.1	17:38:53.982	10		9:37.630	8:04.875	58.152	34.603	149.7	17:35:35.655
11		1:46.599	25.390	49.888	31.321	201.8	17:40:40.581	11		1:51.348	26.491	52.698	32.159	161.6	17:37:27.003
12		1:44.790	25.722	47.490	31.578	199.2	17:42:25.371	12		1:45.934	25.178	49.750	31.006	191.1	17:39:12.937
13		1:45.091	26.147	47.023	31.921	195.2	17:44:10.462	13		1:42.928	24.720	47.915	30.293	201.8	17:40:55.865
14		1:46.628	26.193	47.990	32.445	197.8	17:45:57.090	14		1:41.886	24.981	47.595	29.310	197.4	17:42:37.751
15		1:48.101	26.889	48.103	33.109	188.8	17:47:45.191	15		2:08.409	24.345	1:11.909	32.155	203.0	17:44:46.160
16		1:55.793 P	27.183	48.636	39.974	196.7	17:49:40.984	16		2:03.015 P	27.017	50.531	45.467	181.8	17:46:49.175

52

Marcus Amand

Tatuus F.4 **77**

Taylor Barnard

Tatuus F.4

US Racing

PHM Racing GmbH

Lap	D	Time	Sector 1	Sector 2	Sector 3	T. Spd	Elapsed	Lap	D	Time	Sector 1	Sector 2	Sector 3	T. Spd	Elapsed
1		17:12:41.021 P	17:11:19.304	44.476	37.241	198.1	17:12:41.021	1		17:11:53.409	17:10:35.622	47.254	30.533	177.0	17:11:53.409
2		3:47.044 P	2:24.186	43.088	39.770	200.3	17:16:28.065	2		1:36.659	25.626	42.570	28.463	197.8	17:13:30.068
3		1:59.760	48.847	42.206	28.707	208.4	17:18:27.825	3		1:34.293	24.115	41.964	28.214	207.6	17:15:04.361
4		1:33.999	24.082	41.792	28.125	209.3	17:20:01.824	4		1:33.812	23.840	41.854	28.118	208.8	17:16:38.173
5		1:34.104	23.968	41.737	28.399	212.1	17:21:35.928	5		1:33.367	23.932	41.488	27.947	208.0	17:18:11.540
6		1:33.534	23.809	41.563	28.162	209.7	17:23:09.462	6		1:33.195	23.754	41.523	27.918	210.5	17:19:44.735
7		1:37.335	23.935	41.834	31.566	209.7	17:24:46.797	7		1:33.361	23.952	41.481	27.928	210.1	17:21:18.096
8		1:34.131	23.799	42.186	28.146	208.4	17:26:20.928	8		1:32.686	23.666	41.258	27.762	209.7	17:22:50.782
9		1:56.931 P	23.999	53.256	39.676	208.4	17:28:17.859	9		1:33.895	23.614	41.441	28.840	212.5	17:24:24.677
10		14:50.003	13:31.728	48.838	29.437	184.3	17:43:07.862	10		1:40.144 P	23.723	41.474	34.947	211.3	17:26:04.821
11		1:41.600	24.839	47.437	29.324	200.3	17:44:49.462	11		8:58.147	7:30.382	53.632	34.133	177.3	17:35:02.968
12		2:17.048 P	25.113	48.576	1:03.359	196.7	17:47:06.510	12		1:55.257 P	25.894	49.846	39.517	201.4	17:36:58.225
13		7:06.140 P	5:36.179	50.546	39.415	185.5	17:44:04.365	13		7:06.140 P	5:36.179	50.546	39.415	185.5	17:44:04.365
14		3:53.992 P	54.434	51.838	2:07.720	184.3	17:47:58.357	14		3:53.992 P	54.434	51.838	2:07.720	184.3	17:47:58.357
15		1:27.347 P	3:35.067	17:49:25.704				15		1:27.347 P	3:35.067	17:49:25.704			

54

Juan Francisco Soldavini Nores

Tatuus F.4

Rookie

Maffi Racing

Lap	D	Time	Sector 1	Sector 2	Sector 3	T. Spd	Elapsed
1		17:17:33.566	17:16:08.678	52.143	32.745	172.8	17:17:33.566
2		1:39.986	26.747	44.129	29.110	185.8	17:19:13.552
3		1:56.320	25.137	1:02.036	29.147	204.5	17:21:09.872
4		1:36.090	24.757	42.836	28.497	203.7	17:22:45.962
5		1:35.389	24.421	42.573	28.395	204.9	17:24:21.351
6		1:35.925	24.270	43.310	28.345	205.3	17:25:57.276
7		1:42.652 P	24.494	42.846	35.312	203.7	17:27:39.928
8		8:06.057 P	5:52.570	1:23.513	49.974	179.4	17:35:45.985
9		6:16.721 P	4:47.811	51.358	37.552	156.0	17:42:02.706
10		2:40.587	1:14.963	54.205	31.419	137.4	17:44:43.293
11		2:31.855 P	26.586	1:22.736	42.533	169.0	17:47:15.148





Red Bull Ring
Italian F4 Championship
Collective Test 2
Lap Analysis



78

Viktoria Blokina

Tatuus F.4

88

Rafael Camara

Tatuus F.4

Rookie

PHM Racing GmbH

Rookie

Prema Racing

Lap	D	Time	Sector 1	Sector 2	Sector 3	T. Spd	Elapsed	Lap	D	Time	Sector 1	Sector 2	Sector 3	T. Spd	Elapsed
1		17:11:54.309	17:10:37.722	46.239	30.348	183.3	17:11:54.309	1		17:12:05.951	17:10:47.775	48.284	29.892	153.1	17:12:05.951
2		1:39.748	25.438	44.664	29.646	179.1	17:13:34.057	2		1:36.592	24.912	43.005	28.675	204.9	17:13:42.543
3		1:37.142	24.963	43.497	28.682	209.7	17:15:11.199	3		1:35.074	24.232	42.487	28.355	208.4	17:15:17.617
4		1:35.264	24.136	42.218	28.910	210.9	17:16:46.463	4		1:34.306	23.992	42.191	28.123	208.4	17:16:51.923
5		1:35.734	24.157	42.744	28.833	213.4	17:18:22.197	5		1:33.976	23.901	42.010	28.065	209.3	17:18:25.899
6		1:34.980	24.225	42.348	28.407	211.3	17:19:57.177	6		1:33.658	23.753	41.805	28.100	211.3	17:19:59.557
7		1:34.218	23.794	42.020	28.404	214.2	17:21:31.395	7		1:33.533	23.806	41.845	27.882	211.3	17:21:33.090
8		1:33.739	23.807	41.724	28.208	213.4	17:23:05.134	8		1:33.191	23.666	41.643	27.882	211.3	17:23:06.281
9		1:34.148	23.724	41.772	28.652	214.2	17:24:39.282	9		1:42.332 P	23.578	41.589	37.165	212.5	17:24:48.613
10		1:40.856 P	23.789	42.155	34.912	212.5	17:26:20.138	10		10:36.267 P	8:58.194	55.184	42.889	154.7	17:35:24.880
11		9:30.027	7:37.708	1:16.190	36.129	177.3	17:35:50.165	11		3:50.055	2:30.235	49.773	30.047	186.5	17:39:14.935
12		2:04.414 P	28.474	54.588	41.352	155.8	17:37:54.579	12		1:41.074	24.369	47.770	28.935	203.0	17:40:56.009
13		5:11.906	3:50.545	49.859	31.502	178.2	17:43:06.485	13		1:39.977	24.271	47.218	28.488	204.5	17:42:35.986
14		1:46.605	25.897	49.529	31.179	196.0	17:44:53.090	14		1:38.907	24.305	46.145	28.457	202.6	17:44:14.893
15		1:48.314	26.663	47.832	33.819	199.2	17:46:41.404	15		1:42.533	24.024	47.795	30.714	205.3	17:45:57.426
16		1:46.313	26.154	47.112	33.047	203.3	17:48:27.717	16		1:59.708 P	26.211	49.939	43.558	188.1	17:47:57.134
17		2:06.817 P	30.281	50.861	45.675	165.1	17:50:34.534								

79

Georgios Markogiannis

Tatuus F.4

89

Ivan Franco Domingues

Tatuus F.4

Rookie

Iron Lynx Srl

Cram Motorsport Srl

Lap	D	Time	Sector 1	Sector 2	Sector 3	T. Spd	Elapsed	Lap	D	Time	Sector 1	Sector 2	Sector 3	T. Spd	Elapsed
1		17:12:19.974	17:11:01.286	47.405	31.283	157.8	17:12:19.974	1		17:12:13.633	17:10:56.558	47.074	30.001	165.8	17:12:13.633
2		1:39.178	25.529	44.373	29.276	203.3	17:13:59.152	2		1:38.746	25.096	43.481	30.169	204.9	17:13:52.379
3		1:38.008	24.804	43.718	29.486	208.4	17:15:37.160	3		1:35.511	24.297	42.685	28.529	210.9	17:15:27.890
4		1:36.387	24.529	42.781	29.077	209.3	17:17:13.547	4		1:34.725	24.068	42.236	28.421	211.3	17:17:02.615
5		1:36.401	24.295	42.706	29.400	207.2	17:18:49.948	5		1:34.935	24.658	41.913	28.364	208.8	17:18:37.550
6		1:36.044	24.354	42.991	28.699	209.3	17:20:25.992	6		1:34.075	23.898	41.954	28.223	210.9	17:20:11.625
7		1:35.344	24.231	42.631	28.482	209.3	17:22:01.336	7		1:36.680	24.745	43.555	28.380	189.4	17:21:48.305
8		1:35.452	24.069	42.620	28.763	208.0	17:23:36.788	8		1:33.505	23.744	41.590	28.171	212.1	17:23:21.810
9		1:42.160 P	24.192	42.667	35.301	207.2	17:25:18.948	9		1:43.424 P	23.904	42.522	36.998	211.3	17:25:05.234
10		10:19.368 P	8:33.942	57.564	47.862	150.0	17:35:38.316	10		10:17.993	8:47.260	55.147	35.586	154.5	17:35:23.227
11		6:37.906	5:15.992	51.460	30.454	192.5	17:42:16.222	11		1:57.454 P	26.484	50.347	40.623	183.3	17:37:20.681
12		1:44.893	25.011	48.812	31.070	199.6	17:44:01.115	12		4:31.435	3:12.084	49.149	30.202	199.6	17:41:52.116
13		1:57.764 P	24.773	49.031	43.960	204.5	17:45:58.879	13		1:42.256	25.166	47.810	29.280	200.0	17:43:34.372
14								14		1:42.725	24.598	47.707	30.420	202.2	17:45:17.097
15								15		2:03.228 P	25.430	51.352	46.446	181.8	17:47:20.325

83

Maya Weug

Tatuus F.4

96

Jules Castro

Tatuus F.4

Iron Dames

Rookie

Van Amersfoort Racing

Lap	D	Time	Sector 1	Sector 2	Sector 3	T. Spd	Elapsed	Lap	D	Time	Sector 1	Sector 2	Sector 3	T. Spd	Elapsed
1		17:12:12.192	17:10:55.176	46.835	30.181	172.2	17:12:12.192	1		17:12:44.272	17:11:16.362	53.938	33.972	145.5	17:12:44.272
2		1:41.920	25.068	46.600	30.252	201.4	17:13:54.112	2		1:44.970	27.244	46.909	30.817	193.5	17:14:29.242
3		1:35.651	24.223	42.840	28.588	208.4	17:15:29.763	3		1:40.764	25.911	44.692	30.161	183.9	17:16:10.006
4		1:34.555	24.040	42.214	28.301	209.7	17:17:04.318	4		1:35.086	24.358	42.297	28.431	207.6	17:17:45.092
5		1:34.578	24.054	42.306	28.218	210.9	17:18:38.896	5		1:34.359	24.152	42.083	28.124	209.7	17:19:19.451
6		1:33.963	23.910	41.888	28.165	210.1	17:20:12.859	6		1:33.942	23.899	42.023	28.020	211.3	17:20:53.393
7		1:33.950	23.921	41.919	28.110	212.1	17:21:46.809	7		1:34.228	23.858	41.971	28.399	210.9	17:22:27.621
8		1:34.056	23.917	41.834	28.305	209.3	17:23:20.865	8		1:33.964	23.832	41.937	28.195	212.5	17:24:01.585
9		1:33.902	23.844	41.893	28.165	209.7	17:24:54.767	9		1:33.733	23.913	41.816	28.004	210.5	17:25:35.318
10		1:40.886 P	23.814	42.023	35.049	210.5	17:26:35.653	10		1:34.256	23.890	41.755	28.611	210.1	17:27:09.574
11		8:46.695	7:15.925	55.025	35.745	152.5	17:35:22.348	11		1:57.234 P	25.646	51.843	39.745	176.4	17:29:06.808
12		1:56.000 P	25.959	50.108	39.933	188.8	17:37:18.348	12		13:04.039 P	11:32.083	50.784	41.172	181.2	17:42:10.847
13		3:54.788	2:35.247	48.920	30.621	184.3	17:41:13.136	13		3:01.197 P	1:28.082	53.977	39.138	188.4	17:45:12.044
14		1:43.483	25.002	48.353	30.128	201.4	17:42:56.619	14		2:43.247 P	54.099	56.841	52.307	162.6	17:47:55.291
15		1:43.649	25.538	48.252	29.859	199.2	17:44:40.268								
16		1:58.296 P	25.009	48.731	44.556	203.7	17:46:38.564								





Red Bull Ring
Italian F4 Championship
Collective Test 2
Best Sectors Results



Sector - 1				Sector - 2				Sector - 3				Ideal Lap vs Best Lap			
Clas	Nº	Driver	Time	Nº	Driver	Time	Nº	Driver	Time	Clas	Nº	Driver	Ideal Lap	Best Lap	Clas
1	30	David Zachary	23.440	77	Taylor Barnard	41.258	12	Kimi Andrea Antonelli	27.602	1	30	David Zachary	1:32.365	1:32.481	1
2	37	Kacper Sztuka	23.457	30	David Zachary	41.281	30	David Zachary	27.644	2	37	Kacper Sztuka	1:32.452	1:32.529	2
3	3	Ugo Ugochukwu	23.521	12	Kimi Andrea Antonelli	41.328	37	Kacper Sztuka	27.658	3	12	Kimi Andrea Antonelli	1:32.530	1:32.549	3
4	13	Anthony Wharton James	23.554	37	Kacper Sztuka	41.337	3	Ugo Ugochukwu	27.719	4	3	Ugo Ugochukwu	1:32.621	1:32.731	5
5	88	Rafael Camara	23.578	34	Martinus Stenshorne	41.360	77	Taylor Barnard	27.762	5	77	Taylor Barnard	1:32.634	1:32.686	4
6	44	Nikhil Bohra	23.597	3	Ugo Ugochukwu	41.381	44	Nikhil Bohra	27.817	6	34	Martinus Stenshorne	1:32.885	1:32.885	6
7	12	Kimi Andrea Antonelli	23.600	13	Anthony Wharton James	41.401	7	Charlie Wurz	27.869	7	13	Anthony Wharton James	1:32.907	1:32.907	7
8	77	Taylor Barnard	23.614	7	Charlie Wurz	41.416	34	Martinus Stenshorne	27.870	8	7	Charlie Wurz	1:32.947	1:33.083	8
9	34	Martinus Stenshorne	23.655	15	Nikita Bedrin	41.476	88	Rafael Camara	27.882	9	44	Nikhil Bohra	1:32.995	1:33.183	9
10	7	Charlie Wurz	23.662	47	Nicola Lacorte	41.516	15	Nikita Bedrin	27.936	10	88	Rafael Camara	1:33.049	1:33.191	10
11	22	Alexander Dunne	23.670	52	Marcus Amand	41.563	31	Arvid Lindblad	27.937	11	15	Nikita Bedrin	1:33.168	1:33.596	20
12	41	Jonas Ried	23.689	44	Nikhil Bohra	41.581	9	Andrea Spina Alfio	27.949	12	47	Nicola Lacorte	1:33.259	1:33.365	11
13	23	Oleksandr Partyshev	23.701	33	Brando Badoer	41.588	13	Anthony Wharton James	27.952	13	22	Alexander Dunne	1:33.280	1:33.434	14
14	78	Viktoria Blokina	23.724	88	Rafael Camara	41.589	22	Alexander Dunne	27.975	14	31	Arvid Lindblad	1:33.331	1:33.373	12
15	28	Valentin Kluss	23.735	89	Ivan Franco Domingues	41.590	47	Nicola Lacorte	27.992	15	9	Andrea Spina Alfio	1:33.365	1:33.402	13
16	89	Ivan Franco Domingues	23.744	9	Andrea Spina Alfio	41.600	96	Jules Castro	28.004	16	33	Brando Badoer	1:33.394	1:33.509	16
17	33	Brando Badoer	23.747	31	Arvid Lindblad	41.601	17	Emerson Fittipaldi Jr.	28.016	17	41	Jonas Ried	1:33.461	1:33.676	22
18	20	Conrad Laursen	23.747	11	Pedro Perino	41.623	20	Conrad Laursen	28.040	18	11	Pedro Perino	1:33.486	1:33.517	17
19	47	Nicola Lacorte	23.751	22	Alexander Dunne	41.635	33	Brando Badoer	28.059	19	52	Marcus Amand	1:33.487	1:33.534	18
20	15	Nikita Bedrin	23.756	41	Jonas Ried	41.688	28	Valentin Kluss	28.067	20	89	Ivan Franco Domingues	1:33.505	1:33.505	15
21	11	Pedro Perino	23.773	28	Valentin Kluss	41.717	38	Valerio Rinicella	28.072	21	20	Conrad Laursen	1:33.510	1:33.549	19
22	14	Frederik Lund	23.787	20	Conrad Laursen	41.723	41	Jonas Ried	28.084	22	28	Valentin Kluss	1:33.519	1:33.624	21
23	18	Kim Hwarang	23.792	78	Viktoria Blokina	41.724	11	Pedro Perino	28.090	23	96	Jules Castro	1:33.591	1:33.733	23
24	31	Arvid Lindblad	23.793	96	Jules Castro	41.755	83	Maya Weug	28.110	24	78	Viktoria Blokina	1:33.656	1:33.739	24
25	72	Adam Fitzgerald	23.795	17	Emerson Fittipaldi Jr.	41.772	52	Marcus Amand	28.125	25	17	Emerson Fittipaldi Jr.	1:33.661	1:34.252	31
26	52	Marcus Amand	23.799	19	William Karlsson	41.810	89	Ivan Franco Domingues	28.171	26	83	Maya Weug	1:33.758	1:33.902	26
27	83	Maya Weug	23.814	72	Adam Fitzgerald	41.833	78	Viktoria Blokina	28.208	27	72	Adam Fitzgerald	1:33.899	1:33.899	25
28	9	Andrea Spina Alfio	23.816	83	Maya Weug	41.834	23	Oleksandr Partyshev	28.232	28	38	Valerio Rinicella	1:34.034	1:34.210	28
29	96	Jules Castro	23.832	38	Valerio Rinicella	41.915	27	Ethan Ischer	28.238	29	23	Oleksandr Partyshev	1:34.041	1:34.482	33
30	19	William Karlsson	23.854	48	Elia Sperandio	41.975	72	Adam Fitzgerald	28.271	30	19	William Karlsson	1:34.045	1:34.243	29
31	17	Emerson Fittipaldi Jr.	23.873	27	Ethan Ischer	41.987	54	Juan Francisco Soldavini Nores	28.345	31	27	Ethan Ischer	1:34.142	1:34.180	27
32	48	Elia Sperandio	23.889	18	Kim Hwarang	42.024	48	Elia Sperandio	28.379	32	18	Kim Hwarang	1:34.197	1:34.248	30
33	27	Ethan Ischer	23.917	23	Oleksandr Partyshev	42.108	19	William Karlsson	28.381	33	48	Elia Sperandio	1:34.243	1:34.329	32
34	38	Valerio Rinicella	24.047	14	Frederik Lund	42.201	18	Kim Hwarang	28.381	34	14	Frederik Lund	1:34.653	1:34.712	34
35	79	Georgios Markogiannis	24.069	36	Ismail Akhmed	42.277	79	Georgios Markogiannis	28.482	35	36	Ismail Akhmed	1:35.068	1:35.241	35
36	36	Ismail Akhmed	24.176	54	Juan Francisco Soldavini Nores	42.573	36	Ismail Akhmed	28.615	36	79	Georgios Markogiannis	1:35.171	1:35.344	36
37	54	Juan Francisco Soldavini Nores	24.270	29	Jain Rishab Anandraj	42.618	14	Frederik Lund	28.665	37	54	Juan Francisco Soldavini Nores	1:35.188	1:35.389	37
38	29	Jain Rishab Anandraj	24.387	79	Georgios Markogiannis	42.620	29	Jain Rishab Anandraj	28.900	38	29	Jain Rishab Anandraj	1:35.905	1:35.928	38
39	8	Giovanni Maschio	24.663	21	Andrea Frassinetti	43.090	21	Andrea Frassinetti	29.057	39	21	Andrea Frassinetti	1:36.915	1:36.915	39
40	21	Andrea Frassinetti	24.768	8	Giovanni Maschio	43.322	8	Giovanni Maschio	29.352	40	8	Giovanni Maschio	1:37.337	1:37.508	40





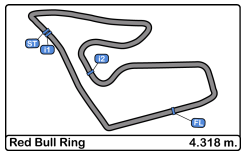
Red Bull Ring
Italian F4 Championship
Collective Test 2
Best 5 Lap Times



Best 1 **Best 2** **Best 3** **Best 4** **Best 5**

Cls	N°	Driver	Nat	Team	Nat	Vehicle	Cat	Cls	Best 1		Best 2		Best 3		Best 4		Best 5	
									Time	Lap	Time	Lap	Time	Lap	Time	Lap	Time	Lap
1	30	David Zachary	USA	US Racing	DEU	Tatuus F.4	R	1	1:32.481	8	1:32.911	6	1:33.137	4	1:35.109	5	1:36.325	3
2	37	Kacper Sztuka	POL	US Racing	DEU	Tatuus F.4			1:32.529	7	1:32.714	6	1:32.802	8	1:33.131	4	1:33.351	5
3	12	Kimi Andrea Antonelli	ITA	Prema Racing	ITA	Tatuus F.4	R	2	1:32.549	7	1:32.875	5	1:33.086	4	1:34.118	3	1:36.420	6
4	77	Taylor Barnard	GBR	PHM Racing GmbH	DEU	Tatuus F.4			1:32.686	8	1:33.195	6	1:33.361	7	1:33.367	5	1:33.812	4
5	3	Ugo Ugochukwu	USA	Prema Racing	ITA	Tatuus F.4	R	3	1:32.731	7	1:32.878	8	1:33.305	6	1:33.469	5	1:34.053	4
6	34	Martinus Stenshorne	NOR	Van Amersfoort Racing	NLD	Tatuus F.4	R	4	1:32.885	10	1:33.104	9	1:33.206	8	1:33.579	6	1:33.693	7
7	13	Anthony Wharton James	AUS	Prema Racing	ITA	Tatuus F.4	R	5	1:32.907	8	1:33.501	7	1:34.183	5	1:34.790	3	1:35.719	6
8	7	Charlie Wurz	AUT	Prema Racing	ITA	Tatuus F.4	R	6	1:33.083	8	1:33.415	7	1:33.717	5	1:34.049	6	1:35.023	4
9	44	Nikhil Bohra	USA	US Racing	DEU	Tatuus F.4	R	7	1:33.183	8	1:33.393	7	1:33.627	6	1:33.872	5	1:34.110	4
10	88	Rafael Camara	BRA	Prema Racing	ITA	Tatuus F.4	R	8	1:33.191	8	1:33.533	7	1:33.658	6	1:33.976	5	1:34.306	4
11	47	Nicola Lacorte	ITA	Iron Lynx Srl	ITA	Tatuus F.4	R	9	1:33.365	7	1:33.437	8	1:33.575	6	1:33.716	9	1:33.789	5
12	31	Arvid Lindblad	GBR	Van Amersfoort Racing	NLD	Tatuus F.4	R	10	1:33.373	8	1:33.504	6	1:34.279	5	1:34.323	7	1:34.884	4
13	9	Andrea Spina Alfio	ITA	BVM Racing	ITA	Tatuus F.4	R	11	1:33.402	9	1:33.773	8	1:33.825	6	1:34.275	4	1:35.522	3
14	22	Alexander Dunne	IRL	US Racing	DEU	Tatuus F.4			1:33.434	4	1:33.594	6	1:33.601	8	1:34.269	3	1:40.949	5
15	89	Ivan Franco Domingues	PRT	Iron Lynx Srl	ITA	Tatuus F.4	R	12	1:33.505	8	1:34.075	6	1:34.725	4	1:34.935	5	1:35.511	3
16	33	Brando Badoer	ITA	Van Amersfoort Racing	NLD	Tatuus F.4	R	13	1:33.509	8	1:33.515	7	1:33.806	9	1:34.046	5	1:34.220	4
17	11	Pedro Perino	MOZ	US Racing	DEU	Tatuus F.4			1:33.517	7	1:33.619	6	1:34.503	4	1:35.021	3	1:35.159	5
18	52	Marcus Amand	FRA	US Racing	DEU	Tatuus F.4			1:33.534	6	1:33.999	4	1:34.104	5	1:34.131	8	1:37.335	7
19	20	Conrad Laursen	DNK	Prema Racing	ITA	Tatuus F.4			1:33.549	8	1:34.033	5	1:34.199	4	1:34.213	7	1:34.365	6
20	15	Nikita Bedrin	ITA	PHM Racing GmbH	DEU	Tatuus F.4			1:33.596	6	1:33.776	5	1:33.832	8	1:34.282	4	1:34.616	7
21	28	Valentin Kluss	DEU	Jenzer Motorsport	CHE	Tatuus F.4	R	14	1:33.624	5	1:34.393	7	1:34.594	4	1:35.541	3	1:40.355	6
22	41	Jonas Ried	DEU	PHM Racing GmbH	DEU	Tatuus F.4			1:33.676	9	1:33.731	8	1:33.747	6	1:34.044	5	1:34.293	7
23	96	Jules Castro	BEL	Van Amersfoort Racing	NLD	Tatuus F.4	R	15	1:33.733	9	1:33.942	6	1:33.964	8	1:34.228	7	1:34.359	5
24	78	Viktoria Blokina	ITA	PHM Racing GmbH	DEU	Tatuus F.4	R	16	1:33.739	8	1:34.148	9	1:34.218	7	1:34.980	6	1:35.264	4
25	72	Adam Fitzgerald	IRL	R-ACE GP	FRA	Tatuus F.4			1:33.899	7	1:34.162	8	1:34.997	6	1:36.657	4	1:37.178	5
26	83	Maya Weug	ESP	Iron Dames	ITA	Tatuus F.4			1:33.902	9	1:33.950	7	1:33.963	6	1:34.056	8	1:34.555	4
27	27	Ethan Ischer	CHE	Jenzer Motorsport	CHE	Tatuus F.4	R	17	1:34.180	8	1:34.410	7	1:34.514	6	1:34.923	5	1:35.360	4
28	38	Valerio Rinicella	ITA	AKM Motorsport	SMR	Tatuus F.4	R	18	1:34.210	9	1:34.312	6	1:34.316	8	1:34.574	7	1:34.769	5
29	19	William Karlsson	SWE	BVM Racing	ITA	Tatuus F.4	R	19	1:34.243	7	1:34.649	6	1:34.662	9	1:34.966	8	1:35.150	4
30	18	Kim Hwarang	KOR	BVM Racing	ITA	Tatuus F.4	R	20	1:34.248	10	1:34.804	5	1:35.244	4	1:35.370	6	1:35.903	7
31	17	Emerson Fittipaldi Jr.	BRA	Van Amersfoort Racing	NLD	Tatuus F.4	R	21	1:34.252	5	1:34.614	4	1:34.781	9	1:34.803	7	1:36.042	8
32	48	Elia Sperandio	CHE	Maffi Racing	CHE	Tatuus F.4	R	22	1:34.329	7	1:34.532	6	1:35.422	5	1:38.179	2	1:41.937	3
33	23	Oleksandr Partyshev	UKR	Jenzer Motorsport	CHE	Tatuus F.4			1:34.482	7	1:34.539	5	1:35.417	4	1:35.570	6	1:36.122	3
34	14	Frederik Lund	DNK	R-ACE GP	FRA	Tatuus F.4	R	23	1:34.712	8	1:34.778	7	1:35.288	6	1:35.526	5	1:35.733	4
35	36	Ismail Akhmed	UZB	AKM Motorsport	SMR	Tatuus F.4	R	24	1:35.241	10	1:35.566	8	1:36.042	7	1:36.199	5	1:36.375	9
36	79	Georgios Markogiannis	GRC	Cram Motorsport Srl	ITA	Tatuus F.4			1:35.344	7	1:35.452	8	1:36.044	6	1:36.387	4	1:36.401	5
37	54	Juan Francisco Soldavini Nores	ARG	Maffi Racing	CHE	Tatuus F.4	R	25	1:35.389	5	1:35.925	6	1:36.090	4	1:39.986	2	1:56.320	3
38	29	Jain Rishab Anandraj	IND	BWR Motorsport GmbH	AUT	Tatuus F.4	R	26	1:35.928	5	1:36.984	4	1:37.806	6	1:37.974	3	1:38.279	2
39	21	Andrea Frassinetti	ITA	Cars Automobili	ITA	Tatuus F.4	R	27	1:36.915	3	1:38.790	2	1:43.319	8	1:48.511	9	2:08.204	4
40	8	Giovanni Maschio	ITA	AS Motorsport	SRB	Tatuus F.4			1:37.508	5	1:37.665	6	1:38.537	4	1:39.213	3	1:41.152	2





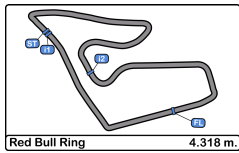
Red Bull Ring
Italian F4 Championship
Collective Test 2
Best 5 Top Speeds



Top 1 Top 2 Top 3 Top 4 Top 5

Cls	N°	Driver	Nat	Team	Nat	Vehicle	Cat	Cls	Km/h	Lap	Km/h	Lap	Km/h	Lap	Km/h	Lap	Km/h	Lap	Avg
1	30	David Zachary	USA	US Racing	DEU	Tatuus F.4	R	1	216.4	7	213.0	6	213.0	8	213.0	9	212.5	5	213.6
2	37	Kacper Sztuka	POL	US Racing	DEU	Tatuus F.4			216.0	6	214.7	7	213.8	9	213.0	8	210.1	5	213.5
3	44	Nikhil Bohra	USA	US Racing	DEU	Tatuus F.4	R	2	215.1	9	211.7	8	211.3	6	210.5	7	209.7	5	211.6
4	7	Charlie Wurz	AUT	Prema Racing	ITA	Tatuus F.4	R	3	214.2	3	213.0	4	213.0	5	213.0	6	212.1	8	213.1
5	11	Pedro Perino	ITA	US Racing	DEU	Tatuus F.4			214.2	4	212.1	6	211.7	3	210.5	8	210.1	7	211.7
6	13	Anthony Wharton James	AUS	Prema Racing	ITA	Tatuus F.4	R	4	214.2	4	214.2	8	213.8	6	213.0	5	211.7	3	213.4
7	18	Kim Hwarang	KOR	BVM Racing	ITA	Tatuus F.4	R	5	214.2	10	213.8	7	213.0	8	211.7	6	211.7	9	212.9
8	23	Oleksandr Partyshev	UKR	Jenzer Motorsport	CHE	Tatuus F.4			214.2	3	214.2	8	212.1	7	208.8	6	208.0	5	211.5
9	78	Viktoria Blokina	ITA	PHM Racing GmbH	DEU	Tatuus F.4	R	6	214.2	7	214.2	9	213.4	5	213.4	8	212.5	10	213.6
10	12	Kimi Andrea Antonelli	ITA	Prema Racing	ITA	Tatuus F.4	R	7	213.8	8	212.1	7	210.1	4	210.1	5	207.6	3	210.7
11	19	William Karlsson	SWE	BVM Racing	ITA	Tatuus F.4	R	8	213.8	7	213.4	6	211.7	9	210.1	3	210.1	10	211.8
12	20	Conrad Laursen	DNK	Prema Racing	ITA	Tatuus F.4			213.8	7	213.0	9	210.5	5	210.5	8	209.7	6	211.5
13	33	Brando Badoer	ITA	Van Amersfoort Racing	NLD	Tatuus F.4	R	9	213.4	6	213.0	9	211.7	8	210.9	7	210.1	5	211.8
14	47	Nicola Lacorte	ITA	Iron Lynx Srl	ITA	Tatuus F.4	R	10	213.0	9	212.1	7	211.3	6	210.9	8	210.1	3	211.5
15	14	Frederik Lund	DNK	R-ACE GP	PRT	Tatuus F.4	R	11	212.5	5	211.7	8	211.3	9	210.9	7	209.7	6	211.2
16	17	Emerson Fittipaldi Jr.	BRA	Van Amersfoort Racing	NLD	Tatuus F.4	R	12	212.5	10	211.3	7	210.9	4	210.9	6	210.5	5	211.2
17	28	Valentin Kluss	DEU	Jenzer Motorsport	CHE	Tatuus F.4	R	13	212.5	3	211.3	7	210.5	6	210.5	8	209.7	5	210.9
18	41	Jonas Ried	DEU	PHM Racing GmbH	DEU	Tatuus F.4			212.5	7	212.1	3	212.1	4	212.1	6	211.7	5	212.1
19	77	Taylor Barnard	GBR	PHM Racing GmbH	DEU	Tatuus F.4			212.5	9	211.3	10	210.5	6	210.1	7	209.7	8	210.8
20	88	Rafael Camara	BRA	Prema Racing	ITA	Tatuus F.4	R	14	212.5	9	211.3	6	211.3	7	211.3	8	209.3	5	211.1
21	96	Jules Castro	BEL	Van Amersfoort Racing	NLD	Tatuus F.4	R	15	212.5	8	211.3	6	210.9	7	210.5	9	210.1	10	211.1
22	3	Ugo Ugochukwu	USA	Prema Racing	ITA	Tatuus F.4	R	16	212.1	7	212.1	8	211.3	3	210.5	9	210.1	6	211.2
23	36	Ismail Akhmed	UZB	AKM Motorsport	GBR	Tatuus F.4	R	17	212.1	4	210.9	10	210.1	9	209.7	8	209.3	5	210.4
24	52	Marcus Amand	PRT	US Racing	DEU	Tatuus F.4			212.1	5	209.7	6	209.7	7	209.3	4	208.4	3	209.8
25	72	Adam Fitzgerald	IRL	R-ACE GP	PRT	Tatuus F.4			212.1	6	210.1	8	209.7	7	209.7	9	208.4	5	210.0
26	83	Maya Weug	ESP	Iron Dames	ITA	Tatuus F.4			212.1	7	210.9	5	210.5	10	210.1	6	209.7	4	210.6
27	89	Ivan Franco Domingues	PRT	Iron Lynx Srl	ITA	Tatuus F.4	R	18	212.1	8	211.3	4	211.3	9	210.9	3	210.9	6	211.3
28	34	Martinus Stenshorne	NOR	Van Amersfoort Racing	NLD	Tatuus F.4	R	19	211.7	6	211.7	7	211.3	10	209.7	8	209.7	9	210.8
29	31	Arvid Lindblad	GBR	Van Amersfoort Racing	NLD	Tatuus F.4	R	20	211.3	9	210.9	6	210.5	5	210.5	8	208.4	4	210.3
30	22	Alexander Dunne	IRL	US Racing	DEU	Tatuus F.4			210.9	4	210.5	5	210.1	6	209.7	8	209.3	7	210.1
31	27	Ethan Ischer	CHE	Jenzer Motorsport	CHE	Tatuus F.4	R	21	210.5	8	210.1	5	209.7	7	209.7	9	208.8	6	209.7
32	38	Valerio Rinicella	ITA	AKM Motorsport	GBR	Tatuus F.4	R	22	210.5	3	210.5	5	210.5	6	209.3	4	208.0	9	209.7
33	15	Nikita Bedrin	ITA	PHM Racing GmbH	DEU	Tatuus F.4			210.1	8	209.3	6	209.3	7	208.8	5	208.8	9	209.3
34	9	Andrea Spina Alfio	ITA	BVM Racing	ITA	Tatuus F.4	R	23	209.7	6	209.3	9	209.3	10	208.0	7	208.0	8	208.8
35	48	Elia Sperandio	CHE	Maffi Racing	CHE	Tatuus F.4	R	24	209.7	6	208.4	7	207.6	3	206.8	5	204.5	2	207.4
36	79	Georgios Markogiannis	GRC	Cram Motorsport Srl	ITA	Tatuus F.4			209.3	4	209.3	6	209.3	7	208.4	3	208.0	8	208.8
37	8	Giovanni Maschio	ITA	AS Motorsport	ITA	Tatuus F.4			207.6	5	207.2	4	206.8	6	206.1	7	205.7	2	206.7
38	29	Jain Rishab Anandraj	IND	BWR Motorsport GmbH	AUT	Tatuus F.4	R	25	207.6	6	206.8	5	206.5	7	205.7	3	204.5	4	206.2
39	21	Andrea Frassinetti	ITA	Cars Automobili	ITA	Tatuus F.4	R	26	205.7	3	200.7	2	198.5	8	198.1	9	197.8	6	200.1
40	54	Juan Francisco Soldavini Nores	ARG	Maffi Racing	CHE	Tatuus F.4	R	27	205.3	6	204.9	5	204.5	3	203.7	4	203.7	7	204.4





Red Bull Ring
Italian F4 Championship
Collective Test 2
Fastest Laps Sequence



Lap	Time of Day	Session Time	N°	Driver	Nat	Team	Nat	Vehicle	Cat	Time	Km/h
2	17:13:30.068	3:30.068	77	Taylor Barnard		PHM Racing GmbH		Tatuus F.4		1:36.659	160.8
2	17:13:42.543	3:42.543	88	Rafael Camara		Prema Racing		Tatuus F.4	R	1:36.592	160.9
3	17:15:04.361	5:04.361	77	Taylor Barnard		PHM Racing GmbH		Tatuus F.4		1:34.293	164.8
3	17:15:22.398	5:22.398	12	Kimi Andrea Antonelli		Prema Racing		Tatuus F.4	R	1:34.118	165.1
3	17:16:26.003	6:26.003	37	Kacper Sztuka		US Racing		Tatuus F.4		1:33.991	165.3
4	17:16:38.173	6:38.173	77	Taylor Barnard		PHM Racing GmbH		Tatuus F.4		1:33.812	165.7
4	17:16:55.484	6:55.484	12	Kimi Andrea Antonelli		Prema Racing		Tatuus F.4	R	1:33.086	166.9
5	17:18:28.359	8:28.359	12	Kimi Andrea Antonelli		Prema Racing		Tatuus F.4	R	1:32.875	167.3
6	17:21:05.199	11:05.199	37	Kacper Sztuka		US Racing		Tatuus F.4		1:32.714	167.6
7	17:21:37.328	11:37.328	12	Kimi Andrea Antonelli		Prema Racing		Tatuus F.4	R	1:32.549	167.9
7	17:22:37.728	12:37.728	37	Kacper Sztuka		US Racing		Tatuus F.4		1:32.529	167.9
8	17:24:58.701	14:58.701	30	David Zachary		US Racing		Tatuus F.4	R	1:32.481	168.0





Red Bull Ring
Italian F4 Championship
Collective Test 2



Event Best Maximum Speed

N°	Driver	Nat	Team	Nat	Vehicle	Cat	Clas	Km/h	Session
30	David Zachary	USA	US Racing	DEU	Tatuus F.4	R	1	216.4	Collective Test 2
37	Kacper Sztuka	POL	US Racing	DEU	Tatuus F.4			216.0	Collective Test 2
44	Nikhil Bohra	USA	US Racing	DEU	Tatuus F.4	R	2	215.1	Collective Test 2
7	Charlie Wurz	AUT	Prema Racing	ITA	Tatuus F.4	R	3	214.2	Collective Test 2
11	Pedro Perino	MOZ	US Racing	DEU	Tatuus F.4			214.2	Collective Test 2
13	Anthony Wharton James	AUS	Prema Racing	ITA	Tatuus F.4	R	4	214.2	Collective Test 2
23	Oleksandr Partyshv	UKR	Jenzer Motorsport	CHE	Tatuus F.4			214.2	Collective Test 2
78	Viktoria Blokina	ITA	PHM Racing GmbH	DEU	Tatuus F.4	R	5	214.2	Collective Test 2
18	Kim Hwarang	KOR	BVM Racing	ITA	Tatuus F.4	R	6	214.2	Collective Test 2
19	William Karlsson	SWE	BVM Racing	ITA	Tatuus F.4	R	7	213.8	Collective Test 2
20	Conrad Laursen	DNK	Prema Racing	ITA	Tatuus F.4			213.8	Collective Test 2
12	Kimi Andrea Antonelli	ITA	Prema Racing	ITA	Tatuus F.4	R	8	213.8	Collective Test 2
33	Brando Badoer	ITA	Van Amersfoort Racing	NLD	Tatuus F.4	R	9	213.4	Collective Test 2
47	Nicola Lacorte	ITA	Iron Lynx Srl	ITA	Tatuus F.4	R	10	213.0	Collective Test 2
28	Valentin Kluss	DEU	Jenzer Motorsport	CHE	Tatuus F.4	R	11	212.5	Collective Test 2
14	Frederik Lund	DNK	R-ACE GP	FRA	Tatuus F.4	R	12	212.5	Collective Test 2
41	Jonas Ried	DEU	PHM Racing GmbH	DEU	Tatuus F.4			212.5	Collective Test 2
96	Jules Castro	BEL	Van Amersfoort Racing	NLD	Tatuus F.4	R	13	212.5	Collective Test 2
77	Taylor Barnard	GBR	PHM Racing GmbH	DEU	Tatuus F.4			212.5	Collective Test 2
88	Rafael Camara	BRA	Prema Racing	ITA	Tatuus F.4	R	14	212.5	Collective Test 2
17	Emerson Fittipaldi Jr.	BRA	Van Amersfoort Racing	NLD	Tatuus F.4	R	15	212.5	Collective Test 2
36	Ismail Akhmed	UZB	AKM Motorsport	SRB	Tatuus F.4	R	16	212.1	Collective Test 2
72	Adam Fitzgerald	IRE	R-ACE GP	FRA	Tatuus F.4			212.1	Collective Test 2
52	Marcus Amand	FRA	US Racing	DEU	Tatuus F.4			212.1	Collective Test 2
83	Maya Weug	ESP	Iron Dames	ITA	Tatuus F.4			212.1	Collective Test 2
3	Ugo Ugochukwu	USA	Prema Racing	ITA	Tatuus F.4	R	17	212.1	Collective Test 2
89	Ivan Franco Domingues	PRT	Iron Lynx Srl	ITA	Tatuus F.4	R	18	212.1	Collective Test 2
34	Martinus Stenshorne	NOR	Van Amersfoort Racing	NLD	Tatuus F.4	R	19	211.7	Collective Test 2
31	Arvid Lindblad	GBR	Van Amersfoort Racing	NLD	Tatuus F.4	R	20	211.3	Collective Test 2
22	Alexander Dunne	IRL	US Racing	DEU	Tatuus F.4			210.9	Collective Test 2
38	Valerio Rinicella	ITA	AKM Motorsport	SMR	Tatuus F.4	R	21	210.5	Collective Test 2
27	Ethan Ischer	CHE	Jenzer Motorsport	CHE	Tatuus F.4	R	22	210.5	Collective Test 2
15	Nikita Bedrin	ITA	PHM Racing GmbH	DEU	Tatuus F.4			210.1	Collective Test 2
9	Andrea Spina Alfio	ITA	BVM Racing	ITA	Tatuus F.4	R	23	209.7	Collective Test 2
48	Elia Sperandio	CHE	Maffi Racing	CHE	Tatuus F.4	R	24	209.7	Collective Test 2
79	Georgios Markogiannis	GRC	Cram Motorsport Srl	ITA	Tatuus F.4			209.3	Collective Test 2
8	Giovanni Maschio	ITA	AS Motorsport	SRB	Tatuus F.4			207.6	Collective Test 2
29	Jain Rishab Anandraj	IND	BWR Motorsport GmbH	AUT	Tatuus F.4	R	25	207.6	Collective Test 2
21	Andrea Frassinetti	ITA	Cars Automobili	ITA	Tatuus F.4	R	26	205.7	Collective Test 2
54	Juan Francisco Soldavini Nores	ARG	Maffi Racing	CHE	Tatuus F.4	R	27	205.3	Collective Test 2





Red Bull Ring
Italian F4 Championship
Collective Test 2
Pit Stop Analysis



3 Ugo Ugochukwu Tatuus F.4
 Rookie Prema Racing

N°	In Day Time	In Time	Out Time	Pit Time	T. Pit Time	Handicap	Diff.
1	17:24:48.547	17:24:48.547	17:33:19.376	8:30.829	8:30.829		

7 Charlie Wurz Tatuus F.4
 Rookie Prema Racing

N°	In Day Time	In Time	Out Time	Pit Time	T. Pit Time	Handicap	Diff.
1	17:24:33.927	17:24:33.927	17:33:13.160	8:39.233	8:39.233		
2	17:35:07.492	17:35:07.492	17:38:37.012	3:29.520	12:08.753		

8 Giovanni Maschio Tatuus F.4
 AS Motorsport

N°	In Day Time	In Time	Out Time	Pit Time	T. Pit Time	Handicap	Diff.
1	17:22:31.572	17:22:31.572	17:25:31.114	2:59.542	2:59.542		
2	17:29:09.733	17:29:09.733	17:41:10.078	12:00.345	14:59.887		

9 Andrea Spina Alfio Tatuus F.4
 Rookie BVM Racing

N°	In Day Time	In Time	Out Time	Pit Time	T. Pit Time	Handicap	Diff.
1	17:27:26.836	17:27:26.836	17:34:28.439	7:01.603	7:01.603		
2	17:36:36.517	17:36:36.517	17:41:04.900	4:28.383	11:29.986		
3	17:44:46.421	17:44:46.421	17:45:29.664	43.243	12:13.229		

11 Pedro Perino Tatuus F.4
 US Racing

N°	In Day Time	In Time	Out Time	Pit Time	T. Pit Time	Handicap	Diff.
1	17:12:44.286	17:12:44.286	17:13:34.592	50.306	50.306		
2	17:24:38.746	17:24:38.746	17:33:37.597	8:58.851	9:49.157		
3	17:37:26.824	17:37:26.824	17:40:36.530	3:09.706	12:58.863		

12 Kimi Andrea Antonelli Tatuus F.4
 Rookie Prema Racing

N°	In Day Time	In Time	Out Time	Pit Time	T. Pit Time	Handicap	Diff.
1	17:23:11.208	17:23:11.208	17:33:14.649	10:03.441	10:03.441		
2	17:35:08.580	17:35:08.580	17:37:42.239	2:33.659	12:37.100		

13 Anthony Wharton James Tatuus F.4
 Rookie Prema Racing

N°	In Day Time	In Time	Out Time	Pit Time	T. Pit Time	Handicap	Diff.
1	17:24:37.183	17:24:37.183	17:34:03.723	9:26.540	9:26.540		
2	17:36:16.307	17:36:16.307	17:39:11.340	2:55.033	12:21.573		

14 Frederik Lund Tatuus F.4
 Rookie R-ACE GP

N°	In Day Time	In Time	Out Time	Pit Time	T. Pit Time	Handicap	Diff.
1	17:25:19.520	17:25:19.520	17:33:33.817	8:14.297	8:14.297		

15 Nikita Bedrin Tatuus F.4
 PHM Racing GmbH

N°	In Day Time	In Time	Out Time	Pit Time	T. Pit Time	Handicap	Diff.
1	17:24:32.885	17:24:32.885	17:33:05.820	8:32.935	8:32.935		
2	17:36:58.254	17:36:58.254	17:43:36.871	6:38.617	15:11.552		

17 Emerson Fittipaldi Jr. Tatuus F.4
 Rookie Van Amersfoort Racing

N°	In Day Time	In Time	Out Time	Pit Time	T. Pit Time	Handicap	Diff.
1	17:29:11.495	17:29:11.495	17:34:46.770	5:35.275	5:35.275		
2	17:45:00.194	17:45:00.194	17:46:26.779	1:26.585	7:01.860		

18 Kim Hwarang Tatuus F.4
 Rookie BVM Racing

N°	In Day Time	In Time	Out Time	Pit Time	T. Pit Time	Handicap	Diff.
1	17:29:27.325	17:29:27.325	17:33:39.893	4:12.568	4:12.568		
2	17:35:48.589	17:35:48.589	17:39:45.154	3:56.565	8:09.133		
3	17:41:52.241	17:41:52.241	17:42:37.915	45.674	8:54.807		
4	17:44:44.465	17:44:44.465	17:45:26.828	42.363	9:37.170		

19 William Karlsson Tatuus F.4
 Rookie BVM Racing

N°	In Day Time	In Time	Out Time	Pit Time	T. Pit Time	Handicap	Diff.
1	17:26:13.645	17:26:13.645	17:33:43.822	7:30.177	7:30.177		
2	17:35:50.060	17:35:50.060	17:41:24.008	5:33.948	13:04.125		

20 Conrad Laursen Tatuus F.4
 Prema Racing

N°	In Day Time	In Time	Out Time	Pit Time	T. Pit Time	Handicap	Diff.
1	17:24:39.832	17:24:39.832	17:33:16.030	8:36.198	8:36.198		
2	17:35:09.715	17:35:09.715	17:38:09.953	3:00.238	11:36.436		

21 Andrea Frassinetti Tatuus F.4
 Rookie Cars Automobili

N°	In Day Time	In Time	Out Time	Pit Time	T. Pit Time	Handicap	Diff.
1	17:17:37.989	17:17:37.989	17:33:25.548	15:47.559	15:47.559		
2	17:35:34.202	17:35:34.202	17:40:22.644	4:48.442	20:36.001		

22 Alexander Dunne Tatuus F.4
 US Racing

N°	In Day Time	In Time	Out Time	Pit Time	T. Pit Time	Handicap	Diff.
1	17:12:31.637	17:12:31.637	17:13:06.140	34.503	34.503		
2	17:26:04.473	17:26:04.473	17:42:34.446	16:29.973	17:04.476		

23 Oleksandr Partyshev Tatuus F.4
 Jenzer Motorsport

N°	In Day Time	In Time	Out Time	Pit Time	T. Pit Time	Handicap	Diff.
1	17:23:31.659	17:23:31.659	17:33:31.617	9:59.958	9:59.958		
2	17:35:41.508	17:35:41.508	17:38:18.344	2:36.836	12:36.794		

27 Ethan Ischer Tatuus F.4
 Rookie Jenzer Motorsport

N°	In Day Time	In Time	Out Time	Pit Time	T. Pit Time	Handicap	Diff.
1	17:25:08.823	17:25:08.823	17:33:28.279	8:19.456	8:19.456		
2	17:35:37.550	17:35:37.550	17:39:08.460	3:30.910	11:50.366		

28 Valentin Kluss Tatuus F.4
 Rookie Jenzer Motorsport

N°	In Day Time	In Time	Out Time	Pit Time	T. Pit Time	Handicap	Diff.
1	17:23:42.677	17:23:42.677	17:33:27.005	9:44.328	9:44.328		
2	17:35:35.800	17:35:35.800	17:42:06.177	6:30.377	16:14.705		

29 Jain Rishab Anandraj Tatuus F.4
 Rookie BWR Motorsport GmbH

N°	In Day Time	In Time	Out Time	Pit Time	T. Pit Time	Handicap	Diff.
1	17:22:34.575	17:22:34.575	17:33:41.624	11:07.049	11:07.049		
2	17:35:58.121	17:35:58.121	17:42:48.170	6:50.049	17:57.098		





Red Bull Ring
Italian F4 Championship
Collective Test 2
Pit Stop Analysis



30 David Zachary Tatuus F.4
 Rookie US Racing

N°	In Day Time	In Time	Out Time	Pit Time	T. Pit Time	Handicap	Diff.
1	17:12:45.394	17:12:45.394	17:13:51.359	1:05.965	1:05.965		
2	17:26:34.650	17:26:34.650	17:42:01.725	15:27.075	16:33.040		

31 Arvid Lindblad Tatuus F.4
 Rookie Van Amersfoort Racing

N°	In Day Time	In Time	Out Time	Pit Time	T. Pit Time	Handicap	Diff.
1	17:25:56.379	17:25:56.379	17:33:48.562	7:52.183	7:52.183		
2	17:35:52.829	17:35:52.829	17:39:35.192	3:42.363	11:34.546		

33 Brando Badoer Tatuus F.4
 Rookie Van Amersfoort Racing

N°	In Day Time	In Time	Out Time	Pit Time	T. Pit Time	Handicap	Diff.
1	17:26:57.449	17:26:57.449	17:33:20.400	6:22.951	6:22.951		
2	17:37:22.245	17:37:22.245	17:40:57.225	3:34.980	9:57.931		

34 Martinus Stenshorne Tatuus F.4
 Rookie Van Amersfoort Racing

N°	In Day Time	In Time	Out Time	Pit Time	T. Pit Time	Handicap	Diff.
1	17:28:53.741	17:28:53.741	17:33:46.049	4:52.308	4:52.308		
2	17:35:43.647	17:35:43.647	17:38:12.781	2:29.134	7:21.442		

36 Ismail Akhmed Tatuus F.4
 Rookie AKM Motorsport

N°	In Day Time	In Time	Out Time	Pit Time	T. Pit Time	Handicap	Diff.
1	17:28:51.354	17:28:51.354	17:39:13.915	10:22.561	10:22.561		

37 Kacper Sztuka Tatuus F.4
 Rookie US Racing

N°	In Day Time	In Time	Out Time	Pit Time	T. Pit Time	Handicap	Diff.
1	17:12:41.138	17:12:41.138	17:13:17.490	36.352	36.352		
2	17:25:49.410	17:25:49.410	17:33:36.670	7:47.260	8:23.612		

38 Valerio Rinicella Tatuus F.4
 Rookie AKM Motorsport

N°	In Day Time	In Time	Out Time	Pit Time	T. Pit Time	Handicap	Diff.
1	17:26:40.978	17:26:40.978	17:33:53.299	7:12.321	7:12.321		
2	17:35:54.688	17:35:54.688	17:43:03.057	7:08.369	14:20.690		

41 Jonas Ried Tatuus F.4
 Rookie PHM Racing GmbH

N°	In Day Time	In Time	Out Time	Pit Time	T. Pit Time	Handicap	Diff.
1	17:26:08.133	17:26:08.133	17:33:10.588	7:02.455	7:02.455		
2	17:36:56.006	17:36:56.006	17:38:31.228	1:35.222	8:37.677		

44 Nikhil Bohra Tatuus F.4
 Rookie US Racing

N°	In Day Time	In Time	Out Time	Pit Time	T. Pit Time	Handicap	Diff.
1	17:12:42.311	17:12:42.311	17:13:24.391	42.080	42.080		
2	17:25:57.328	17:25:57.328	17:41:12.237	15:14.909	15:56.989		

47 Nicola Lacorte Tatuus F.4
 Rookie Iron Lynx Srl

N°	In Day Time	In Time	Out Time	Pit Time	T. Pit Time	Handicap	Diff.
1	17:33:03.865	17:33:03.865	17:37:52.219	4:48.354	4:48.354		
2	17:40:05.963	17:40:05.963	17:40:44.909	38.946	5:27.300		
3	17:42:45.211	17:42:45.211	17:43:26.258	41.047	6:08.347		

48 Elia Sperandio Tatuus F.4
 Rookie Maffi Racing

N°	In Day Time	In Time	Out Time	Pit Time	T. Pit Time	Handicap	Diff.
1	17:19:07.593	17:19:07.593	17:20:31.821	1:24.228	1:24.228		
2	17:28:44.567	17:28:44.567	17:35:21.282	6:36.715	8:00.943		

52 Marcus Amand Tatuus F.4
 Rookie US Racing

N°	In Day Time	In Time	Out Time	Pit Time	T. Pit Time	Handicap	Diff.
1	17:12:35.660	17:12:35.660	17:14:42.400	2:06.740	2:06.740		
2	17:16:22.951	17:16:22.951	17:16:55.300	32.349	2:39.089		
3	17:28:13.004	17:28:13.004	17:41:26.376	13:13.372	15:52.461		

54 Juan Francisco Soldavini Tatuus F.4
 Rookie Nores Maffi Racing

N°	In Day Time	In Time	Out Time	Pit Time	T. Pit Time	Handicap	Diff.
1	17:27:34.861	17:27:34.861	17:33:06.684	5:31.823	5:31.823		
2	17:35:38.972	17:35:38.972	17:40:06.869	4:27.897	9:59.720		
3	17:41:57.542	17:41:57.542	17:42:52.596	55.054	10:54.774		

72 Adam Fitzgerald Tatuus F.4
 Rookie R-ACE GP

N°	In Day Time	In Time	Out Time	Pit Time	T. Pit Time	Handicap	Diff.
1	17:25:52.916	17:25:52.916	17:33:35.266	7:42.350	7:42.350		

77 Taylor Barnard Tatuus F.4
 Rookie PHM Racing GmbH

N°	In Day Time	In Time	Out Time	Pit Time	T. Pit Time	Handicap	Diff.
1	17:25:59.864	17:25:59.864	17:33:09.318	7:09.454	7:09.454		
2	17:36:53.051	17:36:53.051	17:42:09.243	5:16.192	12:25.646		
3	17:43:58.502	17:43:58.502	17:44:36.349	37.847	13:03.493		

78 Viktoria Blokina Tatuus F.4
 Rookie PHM Racing GmbH

N°	In Day Time	In Time	Out Time	Pit Time	T. Pit Time	Handicap	Diff.
1	17:26:15.197	17:26:15.197	17:33:30.624	7:15.427	7:15.427		
2	17:37:49.181	17:37:49.181	17:41:18.770	3:29.589	10:45.016		

79 Georgios Markogiannis Tatuus F.4
 Rookie Cram Motorsport Srl

N°	In Day Time	In Time	Out Time	Pit Time	T. Pit Time	Handicap	Diff.
1	17:25:14.089	17:25:14.089	17:33:24.226	8:10.137	8:10.137		
2	17:35:32.862	17:35:32.862	17:40:29.133	4:56.271	13:06.408		

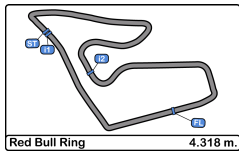
83 Maya Weug Tatuus F.4
 Rookie Iron Dames

N°	In Day Time	In Time	Out Time	Pit Time	T. Pit Time	Handicap	Diff.
1	17:26:30.656	17:26:30.656	17:33:22.021	6:51.365	6:51.365		
2	17:37:13.169	17:37:13.169	17:39:29.128	2:15.959	9:07.324		

88 Rafael Camara Tatuus F.4
 Rookie Prema Racing

N°	In Day Time	In Time	Out Time	Pit Time	T. Pit Time	Handicap	Diff.
1	17:24:42.029	17:24:42.029	17:33:17.995	8:35.966	8:35.966		
2	17:35:19.367	17:35:19.367	17:37:31.285	2:11.918	10:47.884		





Red Bull Ring
Italian F4 Championship
Collective Test 2
Pit Stop Analysis



89

Ivan Franco Domingues

Tatuus F.4

Rookie

Iron Lynx Srl

N°	In Day Time	In Time	Out Time	Pit Time	T. Pit Time	Handicap	Diff.
1	17:25:00.243	17:25:00.243	17:33:23.327	8:23.084	8:23.084		
2	17:37:15.666	17:37:15.666	17:40:08.933	2:53.267	11:16.351		

96

Jules Castro

Tatuus F.4

Rookie

Van Amersfoort Racing

N°	In Day Time	In Time	Out Time	Pit Time	T. Pit Time	Handicap	Diff.
1	17:29:01.762	17:29:01.762	17:40:14.928	11:13.166	11:13.166		
2	17:42:05.286	17:42:05.286	17:43:14.801	1:09.515	12:22.681		
3	17:45:06.498	17:45:06.498	17:45:40.979	34.481	12:57.162		

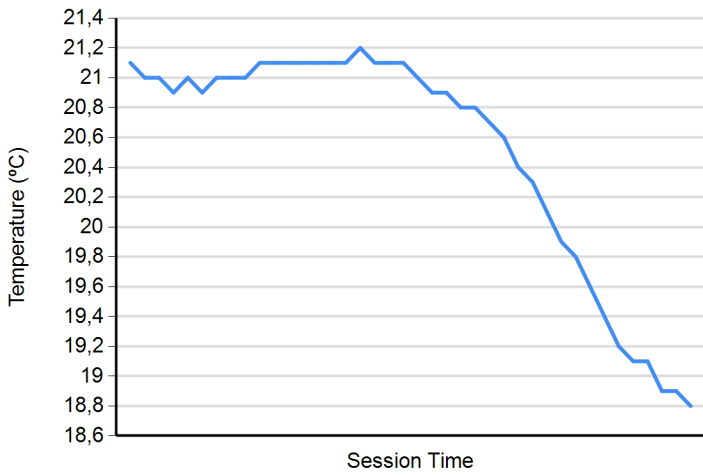




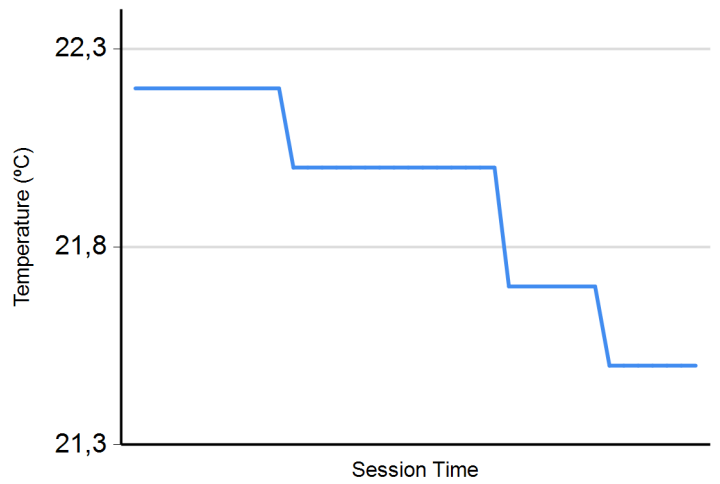
Red Bull Ring
Italian F4 Championship
Collective Test 2
Weather Report



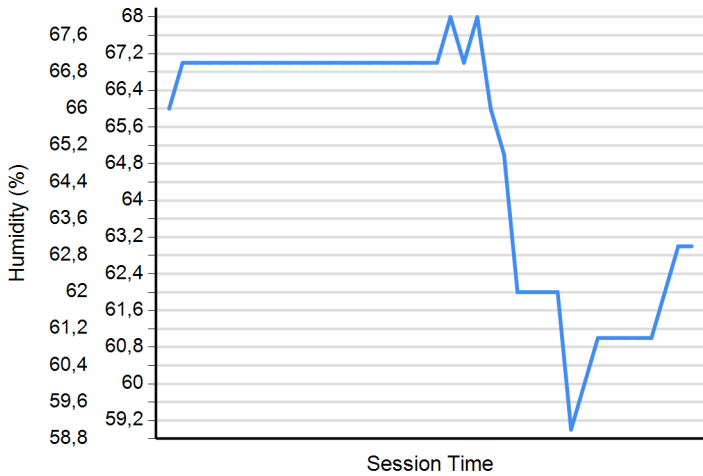
Air Temperature



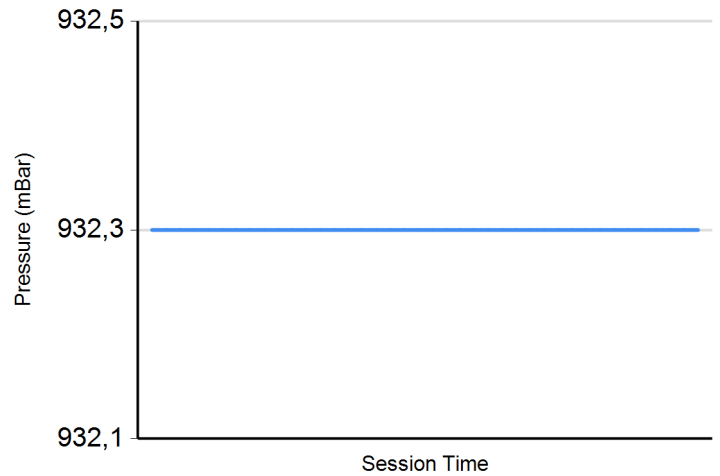
Track Temperature



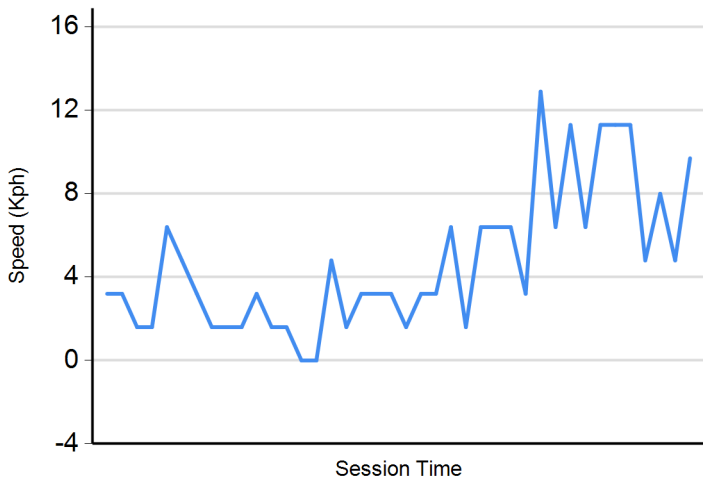
Humidity



Pressure

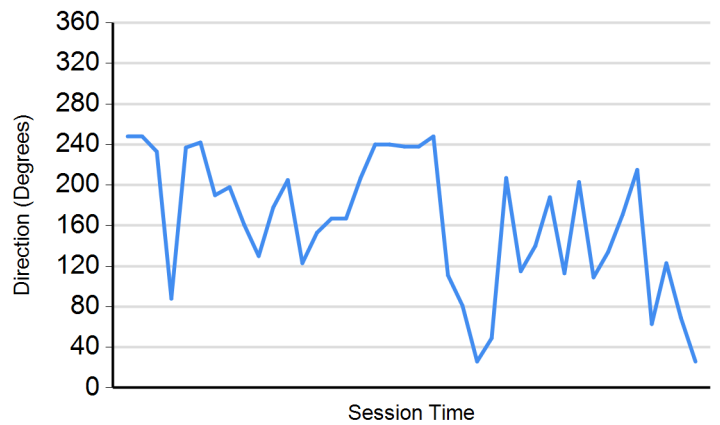


Wind Speed



Wind direction

North = 0°/360° Est = 90° South = 180° West = 270°






Red Bull Ring
Italian F4 Championship
Collective Test 1 - 2
Combined Results



Cls	N°	Driver	Nat	Team	Nat	Vehicle	Cat	Clas	Laps	FP1	FP2	Best	Gap	Interval	Km/h
1	30	David Zachary	USA	US Racing	DEU	Tatuus F.4	R	1	25	1:46.699	11	1:32.481	8	1:32.481	168.0
2	37	Kacper Sztuka	POL	US Racing	DEU	Tatuus F.4			31	1:45.481	13	1:32.529	7	1:32.529	0.048 0.048 167.9
3	12	Kimi Andrea Antonelli	ITA	Prema Racing	ITA	Tatuus F.4	R	2	29	1:45.323	14	1:32.549	7	1:32.549	0.068 0.020 167.9
4	77	Taylor Barnard	GBR	PHM Racing GmbH	DEU	Tatuus F.4			31	1:45.545	15	1:32.686	8	1:32.686	0.205 0.137 167.7
5	3	Ugo Ugochukwu	USA	Prema Racing	ITA	Tatuus F.4	R	3	32	1:46.108	13	1:32.731	7	1:32.731	0.250 0.045 167.6
6	34	Martinus Stenshorne	NOR	Van Amersfoort Racing	NLD	Tatuus F.4	R	4	33	1:46.477	15	1:32.885	10	1:32.885	0.404 0.154 167.3
7	13	Anthony Wharton James	AUS	Prema Racing	ITA	Tatuus F.4	R	5	29	1:46.067	14	1:32.907	8	1:32.907	0.426 0.022 167.3
8	7	Charlie Wurz	AUT	Prema Racing	ITA	Tatuus F.4	R	6	30	1:47.105	13	1:33.083	8	1:33.083	0.602 0.176 166.9
9	44	Nikhil Bohra	USA	US Racing	DEU	Tatuus F.4	R	7	26	1:46.182	13	1:33.183	8	1:33.183	0.702 0.100 166.8
10	88	Rafael Camara	BRA	Prema Racing	ITA	Tatuus F.4	R	8	31	1:46.250	13	1:33.191	8	1:33.191	0.710 0.008 166.8
11	47	Nicola Lacorte	ITA	Iron Lynx Srl	ITA	Tatuus F.4	R	9	30	1:46.973	15	1:33.365	7	1:33.365	0.884 0.174 166.4
12	31	Arvid Lindblad	GBR	Van Amersfoort Racing	NLD	Tatuus F.4	R	10	29	1:47.470	12	1:33.373	8	1:33.373	0.892 0.008 166.4
13	9	Andrea Spina Alfio	ITA	BVM Racing	ITA	Tatuus F.4	R	11	30	1:46.546	15	1:33.402	9	1:33.402	0.921 0.029 166.4
14	22	Alexander Dunne	IRL	US Racing	DEU	Tatuus F.4			24	1:45.715	13	1:33.434	4	1:33.434	0.953 0.032 166.3
15	89	Ivan Franco Domingues	PRT	Iron Lynx Srl	ITA	Tatuus F.4	R	12	31	1:47.714	15	1:33.505	8	1:33.505	1.024 0.071 166.2
16	33	Brando Badoer	ITA	Van Amersfoort Racing	NLD	Tatuus F.4	R	13	30	1:48.977	13	1:33.509	8	1:33.509	1.028 0.004 166.2
17	11	Pedro Perino	MOZ	US Racing	DEU	Tatuus F.4			27	1:47.270	12	1:33.517	7	1:33.517	1.036 0.008 166.2
18	52	Marcus Amand	FRA	US Racing	DEU	Tatuus F.4			20	1:47.470	7	1:33.534	6	1:33.534	1.053 0.017 166.1
19	20	Conrad Laursen	DNK	Prema Racing	ITA	Tatuus F.4			30	1:46.746	12	1:33.549	8	1:33.549	1.068 0.015 166.1
20	15	Nikita Bedrin	ITA	PHM Racing GmbH	DEU	Tatuus F.4			25	1:46.799	12	1:33.596	6	1:33.596	1.115 0.047 166.0
21	28	Valentin Kluss	DEU	Jenzer Motorsport	CHE	Tatuus F.4	R	14	24	1:48.004	11	1:33.624	5	1:33.624	1.143 0.028 166.0
22	41	Jonas Ried	DEU	PHM Racing GmbH	DEU	Tatuus F.4			32	1:49.618	11	1:33.676	9	1:33.676	1.195 0.052 165.9
23	96	Jules Castro	BEL	Van Amersfoort Racing	NLD	Tatuus F.4	R	15	27	1:48.750	13	1:33.733	9	1:33.733	1.252 0.057 165.8
24	78	Viktoria Blokina	ITA	PHM Racing GmbH	DEU	Tatuus F.4	R	16	32	1:47.989	14	1:33.739	8	1:33.739	1.258 0.006 165.8
25	72	Adam Fitzgerald	IRL	R-ACE GP	FRA	Tatuus F.4			31	1:49.517	11	1:33.899	7	1:33.899	1.418 0.160 165.5
26	83	Maya Weug	ESP	Iron Dames	ITA	Tatuus F.4			32	1:46.285	15	1:33.902	9	1:33.902	1.421 0.003 165.5
27	27	Ethan Ischer	CHE	Jenzer Motorsport	CHE	Tatuus F.4	R	17	30	1:48.184	13	1:34.180	8	1:34.180	1.699 0.278 165.0
28	38	Valerio Rinicella	ITA	AKM Motorsport	SMR	Tatuus F.4	R	18	26	1:46.983	9	1:34.210	9	1:34.210	1.729 0.030 165.0
29	19	William Karlsson	SWE	BVM Racing	ITA	Tatuus F.4	R	19	18	1:49.369	4	1:34.243	7	1:34.243	1.762 0.033 164.9
30	18	Kim Hwarang	KOR	BVM Racing	ITA	Tatuus F.4	R	20	31	1:48.126	14	1:34.248	10	1:34.248	1.767 0.005 164.9
31	17	Emerson Fittipaldi Jr.	BRA	Van Amersfoort Racing	NLD	Tatuus F.4	R	21	34	1:48.015	14	1:34.252	5	1:34.252	1.771 0.004 164.9
32	48	Elia Sperandio	CHE	Maffi Racing	CHE	Tatuus F.4	R	22	31	1:47.740	13	1:34.329	7	1:34.329	1.848 0.077 164.7
33	23	Oleksandr Partyshev	UKR	Jenzer Motorsport	CHE	Tatuus F.4			30	1:48.367	14	1:34.482	7	1:34.482	2.001 0.153 164.5
34	14	Frederik Lund	DNK	R-ACE GP	FRA	Tatuus F.4	R	23	32	1:47.685	14	1:34.712	8	1:34.712	2.231 0.230 164.1
35	36	Ismail Akhmed	UZB	AKM Motorsport	SMR	Tatuus F.4	R	24	29	1:51.128	11	1:35.241	10	1:35.241	2.760 0.529 163.2
36	79	Georgios Markogiannis	CRC	Cram Motorsport Srl	ITA	Tatuus F.4			29	1:47.658	14	1:35.344	7	1:35.344	2.863 0.103 163.0
37	54	Juan Francisco Soldavini Nores	ARG	Maffi Racing	CHE	Tatuus F.4	R	25	24	1:52.058	12	1:35.389	5	1:35.389	2.908 0.045 162.9
38	29	Jain Rishab Anandraj	ESP	BWR Motorsport GmbH	AUT	Tatuus F.4	R	26	22	1:49.092	11	1:35.928	5	1:35.928	3.447 0.539 162.0
39	21	Andrea Frassinetti	ITA	Cars Automobili	ITA	Tatuus F.4	R	27	23	1:47.787	12	1:36.915	3	1:36.915	4.434 0.987 160.3
40	8	Giovanni Maschio	ITA	AS Motorsport	URY	Tatuus F.4			25	1:49.085	9	1:37.508	5	1:37.508	5.027 0.593 159.4

Published at:.....

Stewards:	Race Director:	Timekeeper: 
------------------	-----------------------	---

